



# **CATALOGO GENERALE RICAMBI**


**serie IM**



**ristampa da microfiches  
marzo 1997**



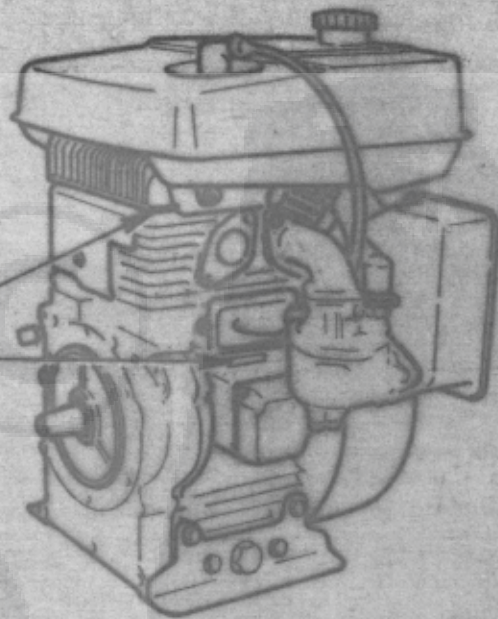
# serie 'IM'



Tipo

Caratteristiche

Matricola



Tipo



**intermotor**

**SERVICE**

MOTORE MOTEUR ENGINE	SERIE IM	COMPLESSIVO GROUPE ASSEMBLY	NON FORNITO SCIOLTO * NON LIVRE SEPARMENT NOT SUPPLIED SEPARATELY
IDENTIFICAZIONE MOTORE REPERES MOTEUR ENGINE IDENTIFICATION		TAVOLA TABLE	A1
		DATA	7 80



	1	IDENTIFICAZIONE MOTORE	REPERES MOTEUR	ENGINE IDENTIFICATION
	2	INDICE	TABLE DES MATIERES	INDEX
	3	BASAMENTO	CARTER MOTEUR	CRANKCASE
	4	PORTINA - TESTA	CARTER - CULASSE	CASE COVER - CYLINDER HEAD
	5	CONVOGLIATORE	CONVOYEUR	SHROUD
	6	ALBERO A GOMITO	VILEBREQUIN	CRANKSHAFT
<b>A</b>	7	BIELLA	BIELLE	CONNECTING ROD
	8	REGOLATORE	REGULATEUR	GOVERNOR
	9	VOLANO	VOLANT	FLYWHEEL
	10	ALBERO A CAMME	ARBRE A CAMES	CAMSHAFT
	11	SERBATOI	RESERVOIRS COMBUSTIBLE	FUEL TANKS
	12 13	FILTRI ARIA	FILTRES A AIR	AIR CLEANERS
	14	VAPORIZZATORE	VAPORISATEUR	VAPORIZER
	1 2 3 4 5	CARBURATORE	CARBURATEURS	CARBURETOR
	6 7	IMPIANTO ACCENSIONE	SISTEME D'ALLUMAGE	IGNITION SYSTEM
<b>B</b>	8	SCHERMATURA	BLINDAGE	SHIELD
	9 10 11 12 13	COMANDO ACCELERATORE	COMMANDE ACCELERATEUR	THROTTLE CONTROL
	14	COMANDO STOP	COMMANDE STOP	STOP CONTROL
	1	COMANDO STARTER	COMMANDE STARTER	STARTER CONTROL
	2	PROLUNGA SCARICO OLIO	RALLONGE DECHARGE HUILE	OIL DRAIN EXTENSION
	3	SFIATO	RENIFLARD	BREATHER
<b>C</b>	4 5 6 7	MARMITTE E TUBO	POTS ET TUYAU	MUFFLERS AND TUBE
	8	AVVIATORE AUTOAVVOLGENTE	LANCEUR A CABLE	REWIND STARTER
	9 10	ALIMENTAZIONE A GAS LIQUIDO	ALIMENTATION GAZ LIQUIDE	LIQUIFIED GAS FUELING
	11	PREDISP. FILTRO SOPARIS	PREDISP. FILTRE SOPARIS	SOPARIS AIR CLEANER ADAPTER
	12	BLOCCO MOTORE	BLOC MOTEUR	SHORT BLOCK
	13 14	PIEDI	PATTES	MOUNTS
	1 2 3 4 5	PRESE DI MOTO	PRISES DE FORCE	POWER TAKE OFF
<b>D</b>	6 7	RUOTE E MANIGLIA MOTOPOMPA	ROUES ET GRIFFE POUR MOTOPOMPE	WHEELS AND PUMP UNIT HANDLE
	8 9 10 11 12 13a 13b	RIDUTTORI	REDUCTEURS	REDUCTION GEAR
	1a 1b 2a 2b 3a 3b 4a 4b 5a 5b	RIDUTTORI A SQUADRA	REDUCTEURS A EQUERRE	ANGLE REDUCTION GEAR
<b>E</b>	6 7 8	ALIMENTAZ. MOTOCOLTIVATORE	ALIMENTAT. MOTOCULTEUR	FUEL FEEDING MOTOR TILLER
	9	FLANGE TRASMISSIONE	BRIDES ACCOUPLEMENT	DRIVE FLANGES
	1 2	GIUNTI	ACCOUPLEMENTS	COUPLINGS
	3 4	PULEGGIA CENTRIFUGA	POULIE CENTRIFUGE	CENTRIFUGAL PULLEY
	5a 5b	FRIZIONE	EMBRAYAGE	CLUTCH
<b>F</b>	6a 6b 7a 7b	AVVIAMENTI ELETTRICI	DEMARRAGES ELECTRIQUES	ELECTRICAL STARTINGS
	8	MOTORINO AVVIAMENTO	DEMARREUR	STARTING MOTOR
	9 10	SCHEMI ELETTRICI	SCHEMAS ELECTR.	WIRING DIAGRAMS
	11	ALTERNATORI	ALTERNATEURS	ALTERNATORS
	1 2	QUADRETTI MANOVRA	TABLEAUX DISTRIBUTION	PANEL BOARDS
	3 4 5	PREDISP. POMPE OLEODINAMICHE	PREDISP. POMPES HYDRAULIQUES	HYDRAULIC PUMP ADAPTERS
	6 7 8 9	FLANGIATURE	BRIDES	FLANGES
<b>G</b>	10	SERIE GUARNIZIONI	JEU DE JOINTS	GASKET SET
	11	BUSTA ACCESSORI	POCHETTE ACCESSOIRES	ACCESSORY KIT
	12	ATTREZZATURA SPECIALE	OUTILLAGES SPECIFIQUES	SPECIAL TOOLS
	13	TAVOLA COSTRUTTORI POMPE	TABLE FORNISSEUR POMPES	PUMP SUPPLIERS DYRECTORY



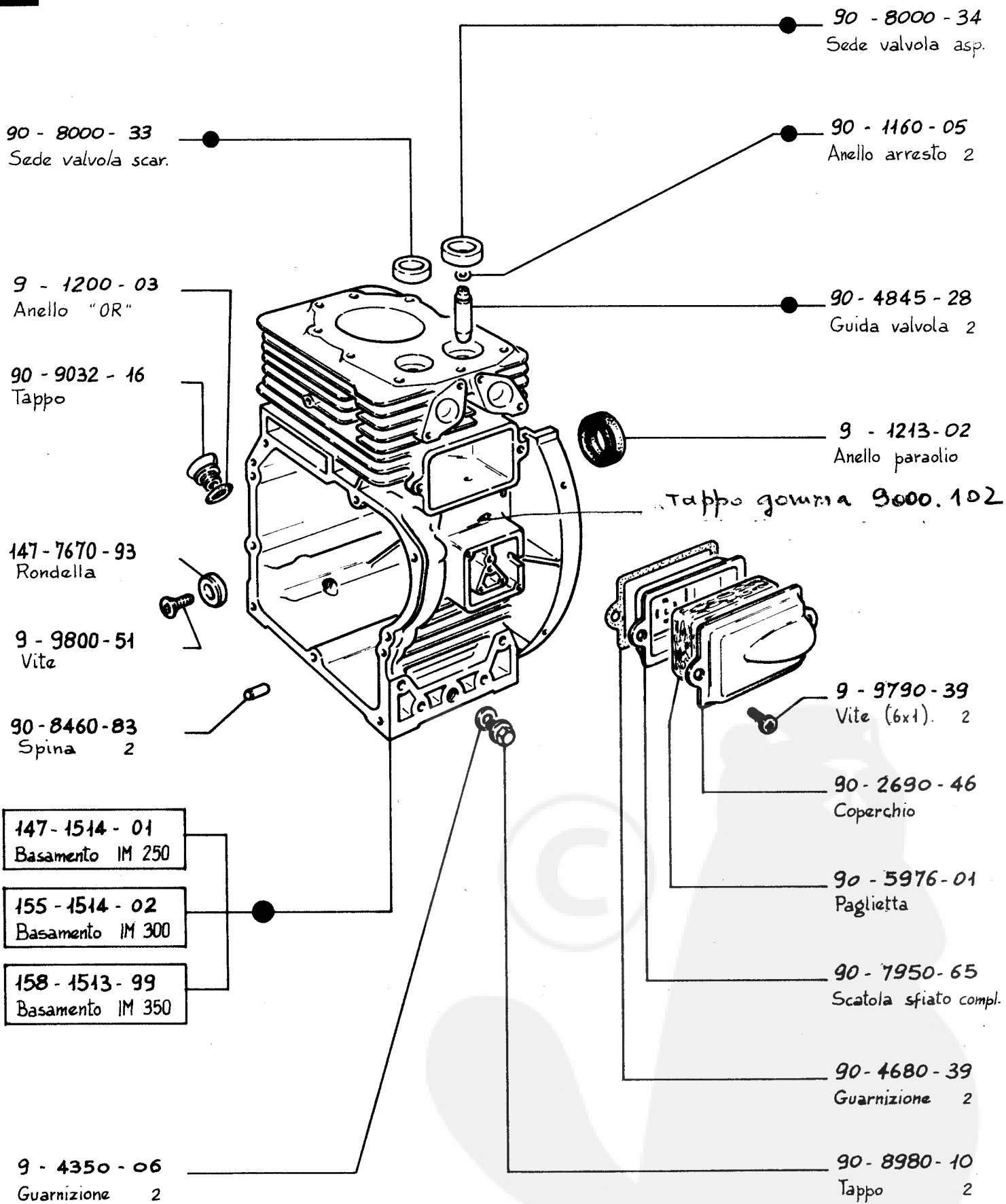
INDICE  
TABLE DES MATIERES  
INDEX

TAVOLA  
TABLE

A2

DATA

7 - 83



MOTORE MOTEUR ENGINE	SERIE IM	COMPLESSIVO GROUPE ASSEMBLY	NON FORNITO SCIOLTO * NON LIVRE SEPAREMENT NOT SUPPLIED SEPARATELY
	BASAMENTO - SFIATO		TAVOLA TABLE
	CARTER MOTEUR - RENIFLARD		A 3
	CRANKCASE - BREATHER		DATA 7 - 83

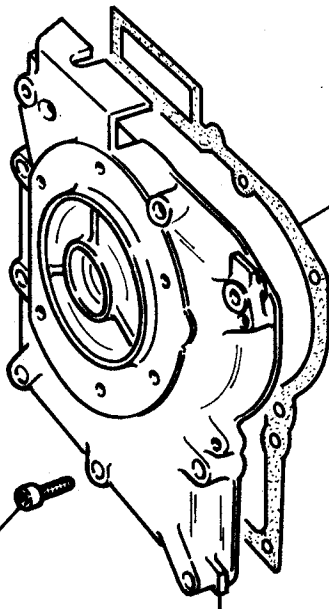




90-3030-28  
Cuscinetto

9-1213-56  
Anello paraolio

9-9732-60  
Vite (6x1) 9



147-4601-29  
Guarnizione

9-6130-50  
Perno

147-6647-06  
Portina

147-9201-73  
IM 250-251


155-9201-74  
IM 300-301

158-9201-75  
IM 252-351-350

157-9201-76  
IM 302

159-9201-77  
IM 352

Testa



Guarnizione

9-1780-55  
Bullone (10x1,5) 9

9-7626-28  
Rondella 9

147-4730-46  
IM 250-251

155-4730-47  
IM 300-301

158-4730-48  
IM 252-302-352

158-4730-52  
IM 350-351

MOTORE MOTEUR ENGINE	SERIE	IM	COMPLESSIVO GROUPE ASSEMBLY	NON FORNITO SCIOLTO * NON LIVRE SEPAREMENT NOT SUPPLIED SEPARATELY
			PORTINA - TESTA CARTER - CULASSE CASE COVER - CYLINDER HEAD	TAVOLA TABLE A4 DATA DATE 7 - 83



Targhette motore

\* 147 - 9107 - 47  
IM 250

\* 155 - 9107 - 50  
IM 300

\* 158 - 9107 - 52  
IM 350

\* 162 - 9107 - 48  
IM 251

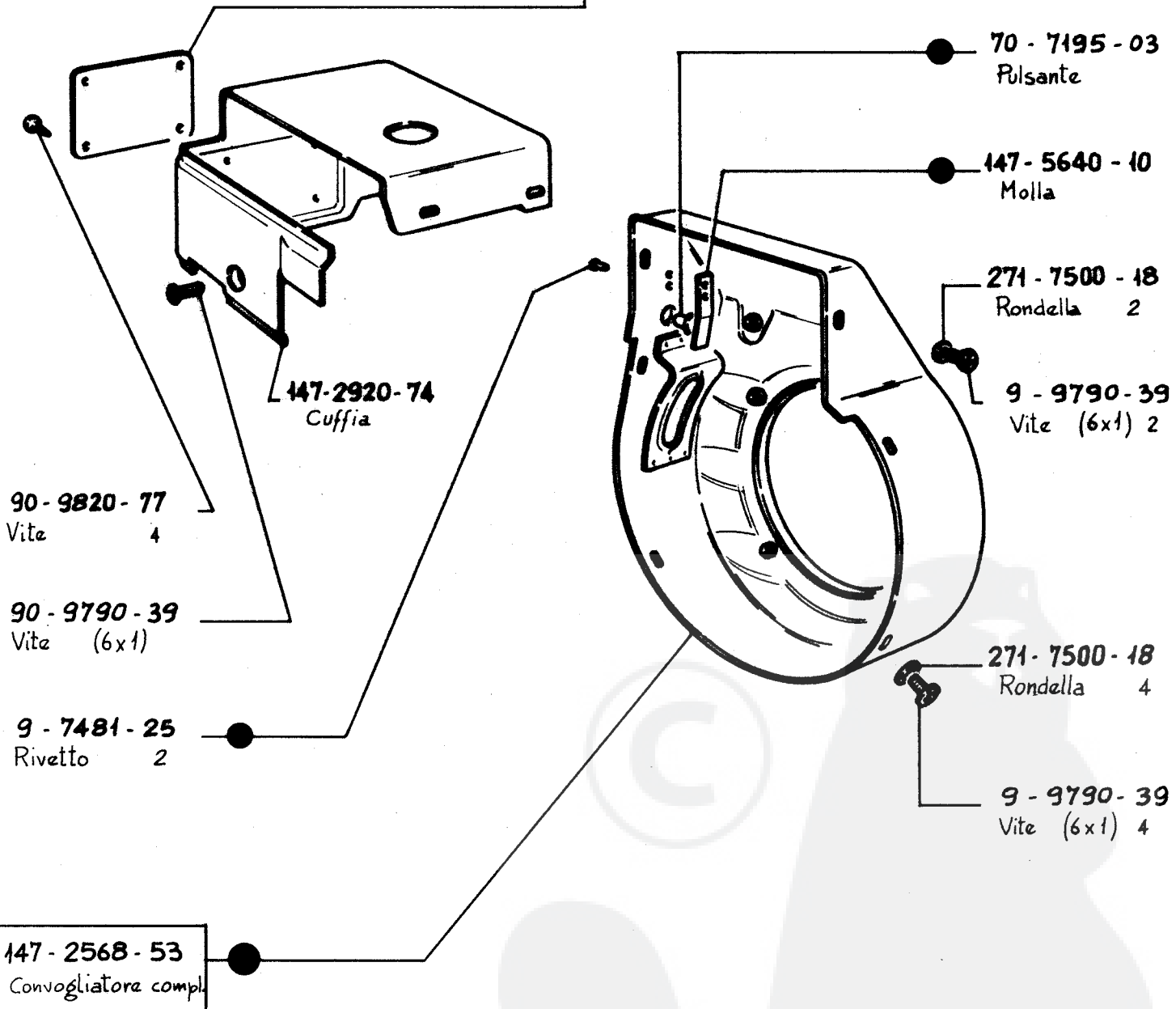
\* 165 - 9107 - 67  
IM 301

\* 166 - 9107 - 66  
IM 351

\* 153 - 9107 - 49  
IM 252

\* 157 - 9107 - 51  
IM 302

\* 159 - 9107 - 53  
IM 352

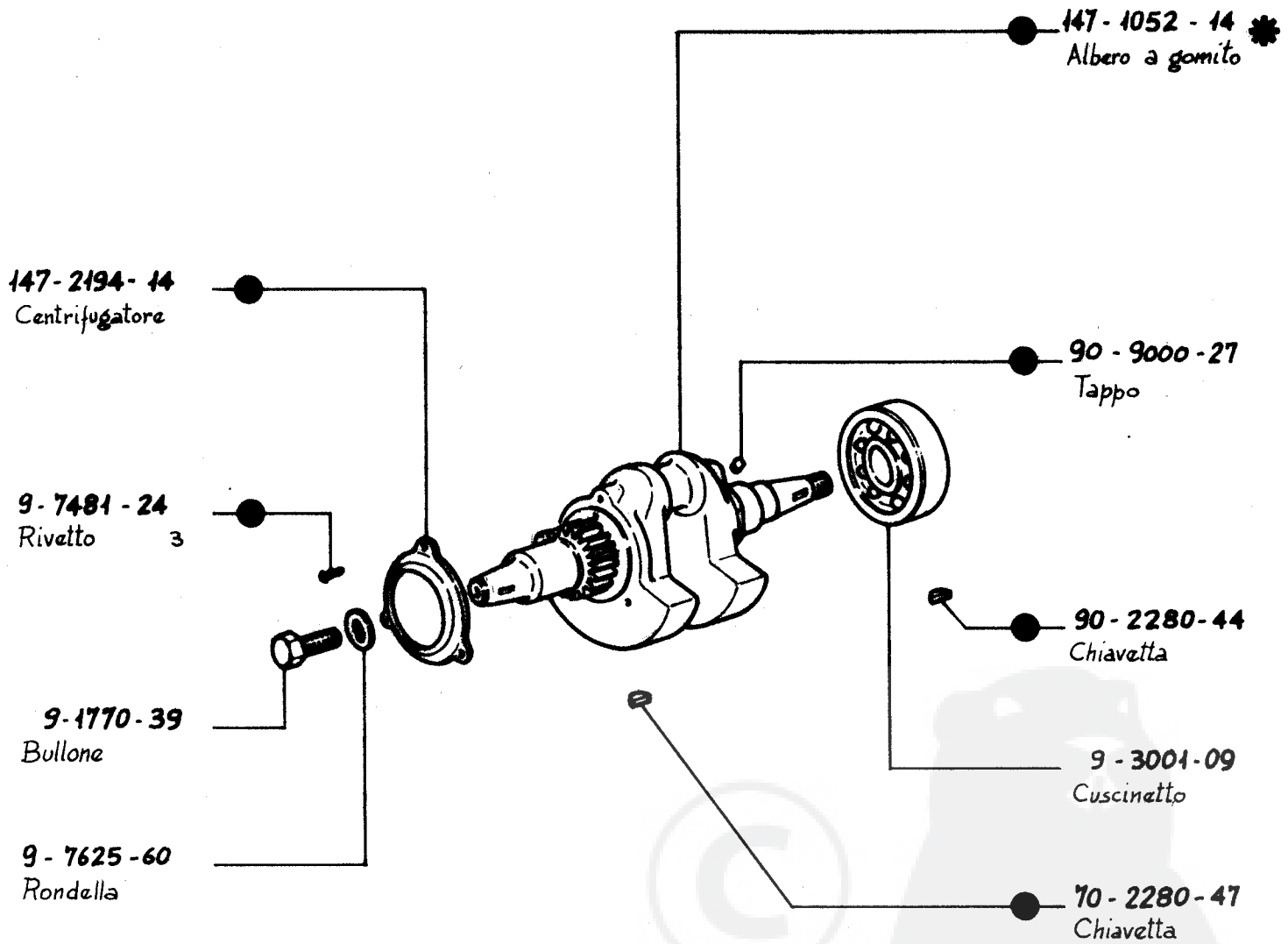


convogliatore completo per aw. elettrico (senza foro spia olio)  
2568.064

MOTORE MOTEUR ENGINE	SERIE	IM	COMPLESSIVO GROUPE ASSEMBLY	NON FORNITO SCIOLTO * NON LIVRE SEPARMENT NOT SUPPLIED SEPARATELY
	CONVOGLIATORE	-	CUFFIA	TAVOLA TABLE
	CONVOYEUR	-	COIFFE	A5
	SHROUD	-	BAFFLE HOOD	
				7 - 83



● 147-1052-29  
Albero a gomito compl.



MOTORE MOTEUR ENGINE	SERIE IM	COMPLESSIVO GROUPE ASSEMBLY	NON FORNITO SCIOLTO * NON LIVRE SEPARMENT NOT SUPPLIED SEPARATELY
3	ALBERO A GOMITO VILEBREQUIN CRANKSHAFT		TAVOLA TABLE A6
			DATA DATE 7 - 83





150 - 8210 - 77  
Serie segmenti "IM300"

150 - 8210 - 78  
(+ 0,50)

150 - 8210 - 79  
(+ 1)

147 - 8210 - 96  
Serie segmenti "IM250"

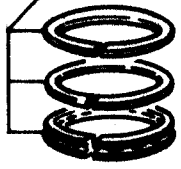
147 - 8210 - 97  
(+ 0,50)

147 - 8210 - 98  
(+ 1)

158 - 8210 - 99  
Serie segmenti "IM350"

158 - 8211 - 01  
(+ 0,50)

158 - 8211 - 02  
(+ 1)



9 - 1261 - 16  
Anello 2

47 - 8480 - 02  
Spinotto

147 - 6502 - 80  
Pistona compl. "IM250"

147 - 6502 - 82  
I<sup>a</sup> maggior. (+ 0,50)

147 - 6502 - 83  
II<sup>a</sup> maggior. (+ 1)

150 - 6502 - 15  
Pistona compl. "IM300"

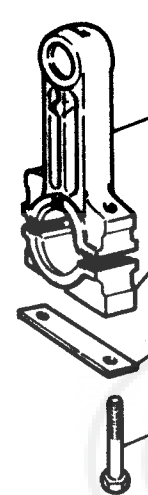
150 - 6502 - 16  
I<sup>a</sup> maggior. (+ 0,50)

150 - 6502 - 17  
II<sup>a</sup> maggior. (+ 1)

158 - 6502 - 81  
Pistona compl. "IM350"

158 - 6502 - 84  
I<sup>a</sup> maggior. (+ 0,50)

158 - 6502 - 85  
II<sup>a</sup> maggior. (+ 1)



90 - 6330 - 55  
Piastrina

9 - 1760 - 30  
Bullone 2

▲ 147 - 1526 - 26  
Biella completa.

147 - 1526 - 27  
Biella compl. (min. - 0,25)

147 - 1526 - 28  
Biella compl. (min. - 0,50)

MOTORE MOTEUR ENGINE	SERIE IM	COMPLESSIVO GROUPE ASSEMBLY	NON FORNITO SCIOLTO * NON LIVRE SEPARMENT NOT SUPPLIED SEPARATELY
----------------------------	----------	-----------------------------------	---

PISTONE - SEGMENTI - BIELLA  
 PISTON - SEGMENTS - BIELLE  
 PISTON - RINGS - CONNECT. ROD

TAVOLA TABLE	A7
DATA DATE	7 - 83



- 147-5204-22  
Leva
- 9-7625-05  
Rondella
- 9-7555-03  
Rondella
- 9-3240-04  
Dado (5x0,9)
- 147-6141-63  
Perno
- 9-7626-59  
Rondella
- 9-1165-06  
Anello Benzing
- 147-5204-06  
Leva
- 9-7565-04  
Rondella
- 9-3240-08  
Dado (6x1)
- 147-7200-64  
Puntalino
- 90-3430-55  
Disco

- 147-3695-41 \*  
Filo 2
- 147-5496-61 \*  
Massa 6

- 90-2103-31  
Cavallotto
- 70-5800-72  
Molla

- 9-7620-17  
Rondella
- 9-1165-10  
Anello Benzing

- 147-6130-46 \*  
Perno
- 147-8780-09 \*  
Supporto

○ 147-8780-10  
Supporto completo

- 9-9790-47  
Vite (6x1) 2

- 147-4935-95 \*  
Ingranaggio

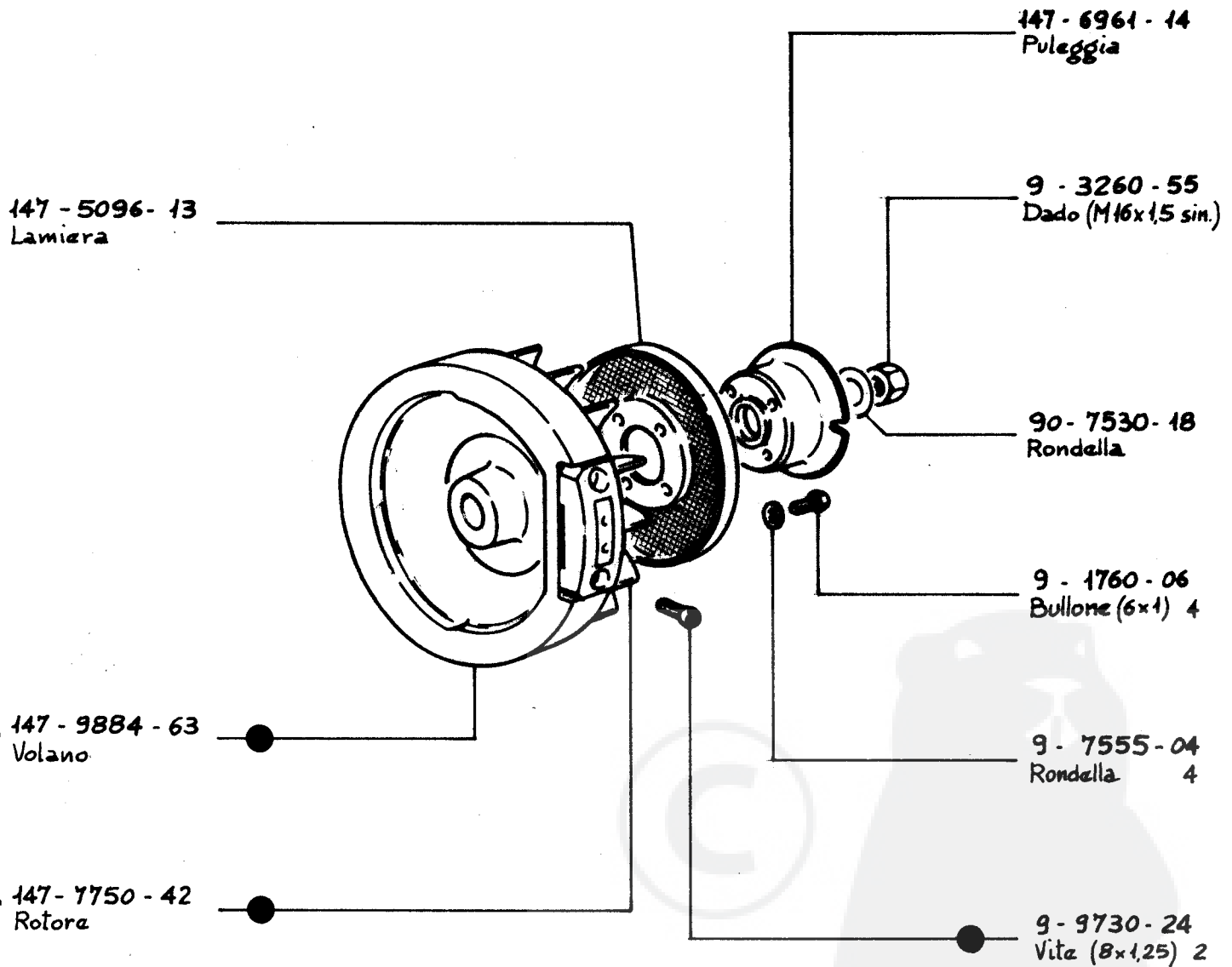
■ 147-4910-31  
Ingranaggio completo

- 9-1165-10  
Anello Benzing

● ○ 147-7362-75  
Regolatore completo

TAV. A4

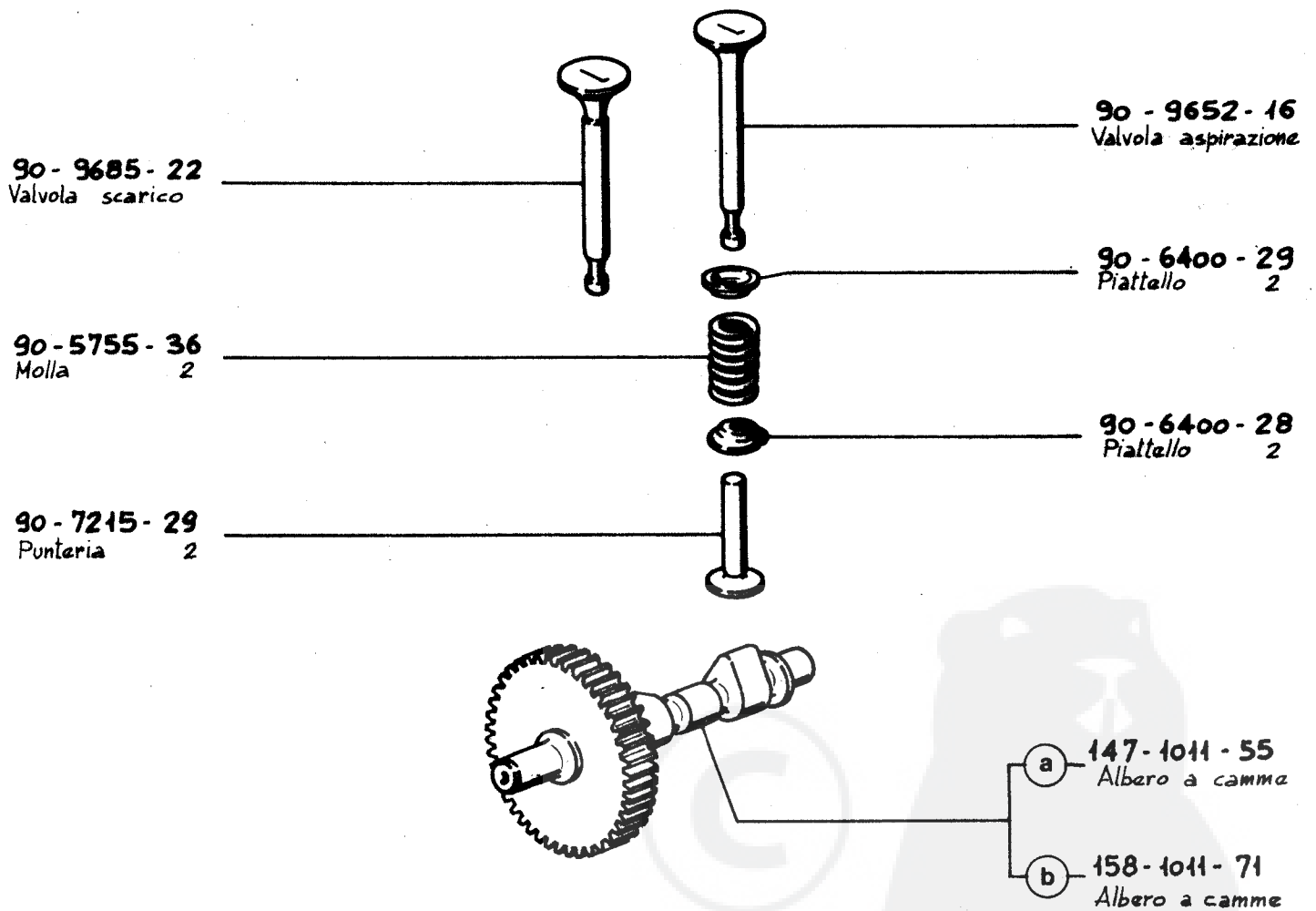
MOTORE MOTEUR ENGINE	SERIE IM	COMPLESSIVO GROUPE ASSEMBLY	NON FORNITO SCIOLTO * NON LIVRE SEPARMENT NOT SUPPLIED SEPARATELY
REGOLATORE - LEVERAGGI REGULATEUR - LEVIER GOVERNOR - LINKAGE			TAVOLA TABLE A8
			DATA DATE 7-83



● 147 - 9884 - 90  
Volano completo

MOTORE MOTEUR ENGINE	SERIE	IM	COMPLESSIVO GROUPE ASSEMBLY	NON FORNITO SCIOLTO * NON LIVRE SEPARMENT NOT SUPPLIED SEPARATELY
		VOLANO VOLANT FLYWHEEL		TAVOLA TABLE A9
				DATA DATE 7 - 83





**(b)** A partire dal motore matr:  
 A partir du moteur Ref. : **628007**  
 Starting from engine No.:

- Per motore IM250 e per gruppi elettrogeni (IM300; IM350)

- Per motori IM300 e IM350.

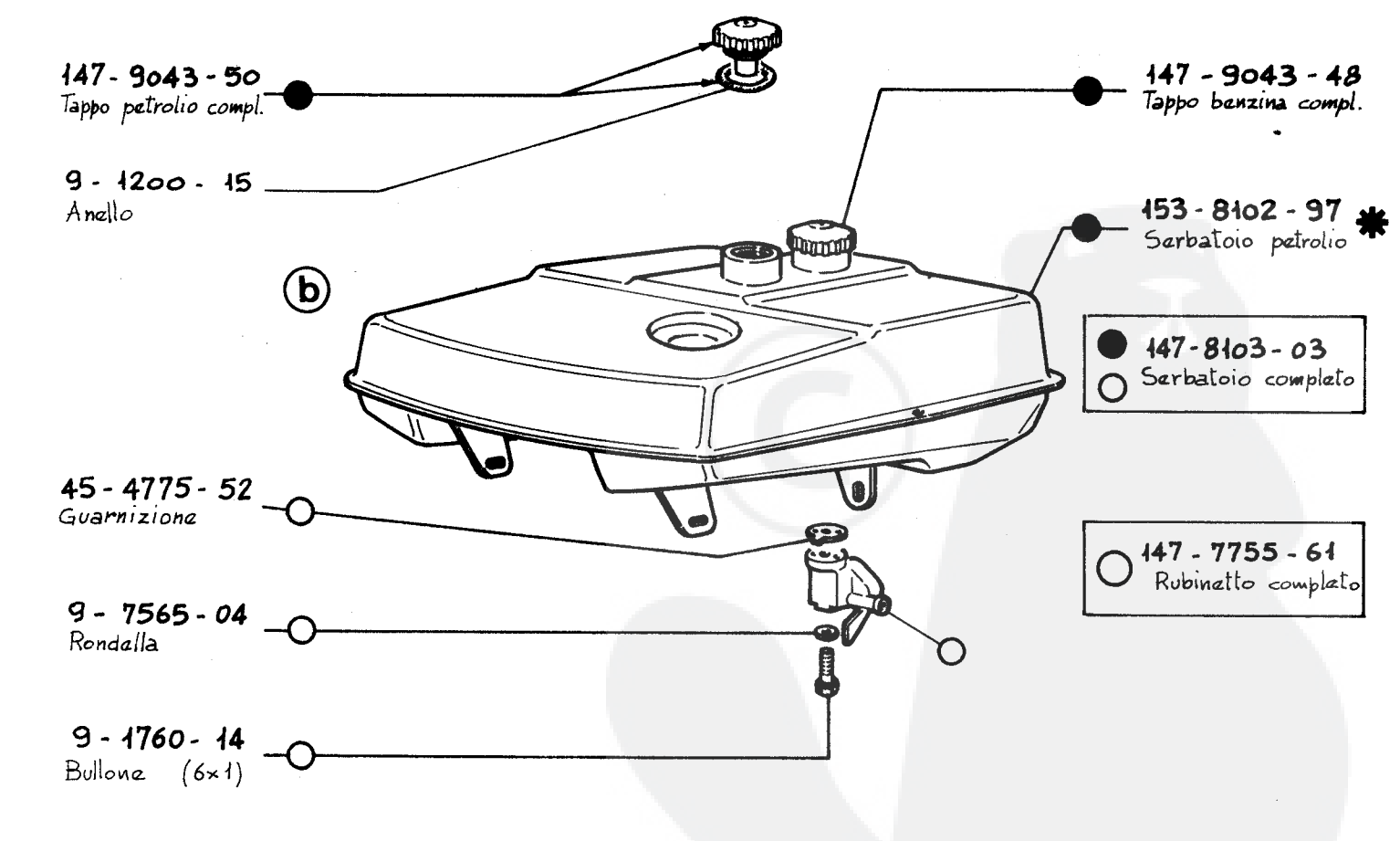
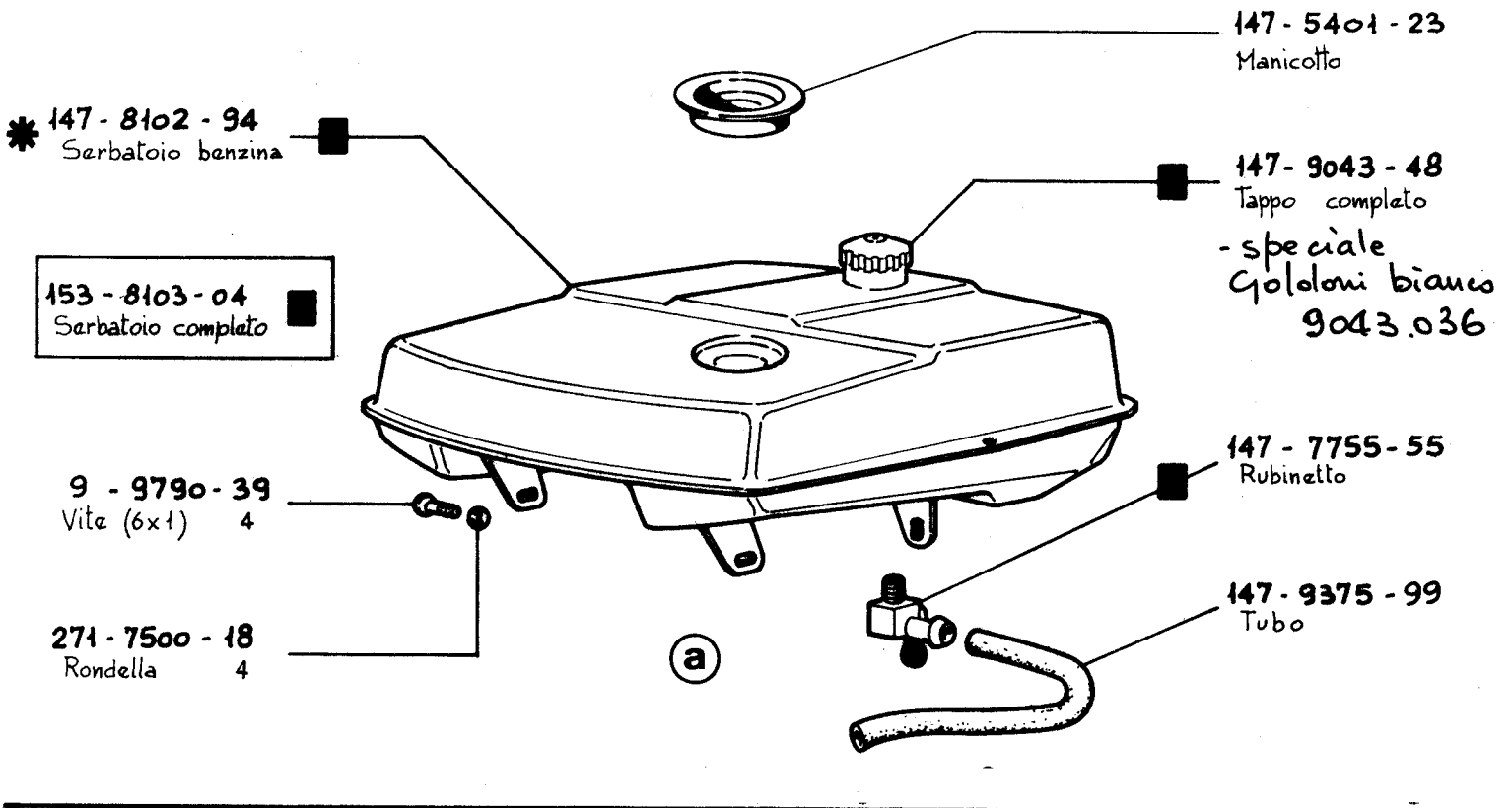
**(a)** - Pour moteur IM250 et pour groupes électrogène (IM300; IM350)

**(b)** - Pour moteurs IM300 et IM350.

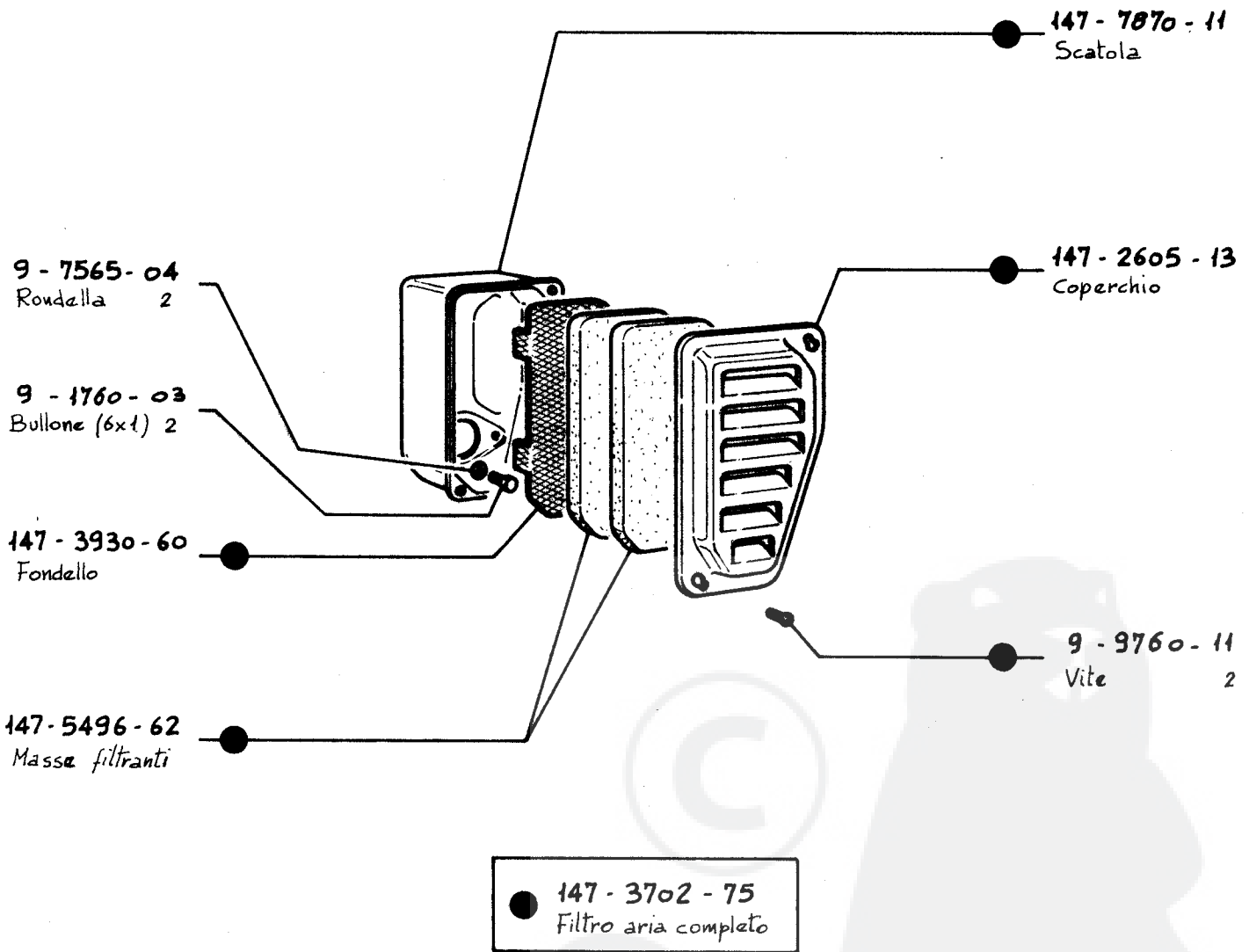
- For engine IM250 and generating sets (IM300; IM350)

- For engines IM300 and IM350.

MOTORE MOTEUR ENGINE	SERIE IM	COMPLESSIVO GROUPE ASSEMBLY	NON FORNITO SCIOLTO * NON LIVRE SEPARMENT NOT SUPPLIED SEPARATELY
ALBERO A CAMME - VALVOLE ARBRE A CAMES - SOUPAPES CAMSHAFT - VALVES			TAVOLA TABLE
			<b>A10</b>
			DATA DATE
			7 - 83



MOTORE MOTEUR ENGINE	SERIE	IM	COMPLESSIVO GROUPE ASSEMBLY	NON FORNITO SCIOLTO * NON LIVRE SEPAREMENT NOT SUPPLIED SEPARATELY
	SERBATOI		a BENZINA ESSENCE GASOLINE	TAVOLA TABLE
	RESERVOIRS		b PETROLIO PETROLE KEROSENE	A11
	FUEL TANKS			DATA DATE
				7 - 83



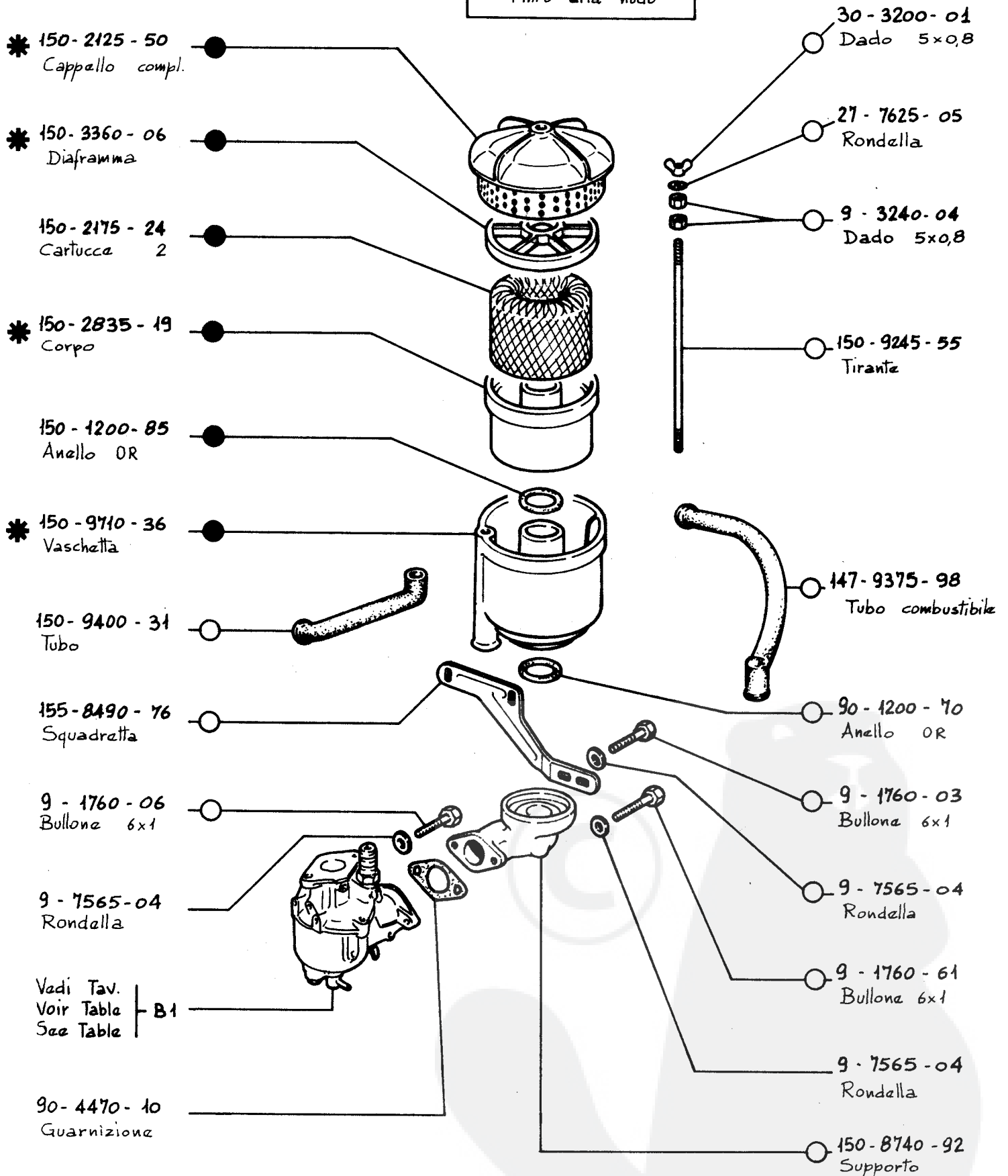
MOTORE MOTEUR ENGINE	SERIE IM	COMPLESSIVO GROUPE ASSEMBLY	NON FORNITO SCIOLTO * NON LIVRE SEPAREMENT NOT SUPPLIED SEPARATELY
FILTRO ARIA A SECCO FILTRE A AIR A SEC DRY AIR CLEANER			TAVOLA TABLE A12
			DATA DATE 7 - 83





○ ● 155-3703-04  
Filtro completo

● 150-3701-93  
Filtro aria nudo



MOTORE MOTEUR ENGINE	SERIE IM	COMPLESSIVO GROUPE ASSEMBLY	NON FORNITO SCIOLTO * NON LIVRE SEPARMENT NOT SUPPLIED SEPARATELY
FILTRO ARIA A BAGNO D'OLIO FILTRE A AIR A BAIN D'HUILE OIL BATH AIR CLEANER		K. 9993-34	TAVOLA TABLE A13 DATA DATE 7-83



TAV. B1

9 - 6760 - 13  
Prigioniero (6x1) 2

9 - 6760 - 15  
Prigioniero (6x1) 2

89 - 9708 - 02  
Vaporizzatore

(a) 158 - 4501 - 18

90 - 4500 - 75

Guarnizione

TAV. A12

TAV. B1

TAV. B1

A partire dal motore Matr.

(a) A partir du moteur Ref. **453411**

Starting from engine No.

NOTE REMARQUES REMARKS	<p><b>N.B.</b> - Solo per motore a petrolio - - Seulement pour moteurs à pétrole - - For kerosene engines only.</p>			
MOTORE MOTEUR ENGINE	IM 252 - 302 - 352	COMPLESSIVO GROUPE ASSEMBLY		NON FORNITO SCIOLTO * NON LIVRE SEPARÉMENT NOT SUPPLIED SEPARATELY
<p>VAPORIZZATORE VAPORISATEUR VAPORIZER</p>			TAVOLA TABLE	<p>A14</p>
			DATA DATE	



9-7565-04  
Rondella 2

9-3240-08  
Dado (6x1) 2

9-3240-08  
Dado (6x1) 2

158-4470-13  
Guarnizione

90-4470-09  
Guarnizione

9-7555-04  
Rondella 2

147-4490-36  
Guarnizione

158-4501-19  
Guarnizione

Dellorto - 084

147-2151-63  
Carburat. IM250

90-4500-76  
Guarnizione

155-2151-64  
Carburat. IM300

158-2942-58  
Curva

158-2151-65  
Carburat. IM350

9-6760-34  
Prigioniero (6x1) 2

158-2151-66  
Carburat. IM350

158-2151-69  
Carburat. IM350

158-2151-70  
Carburat. IM350

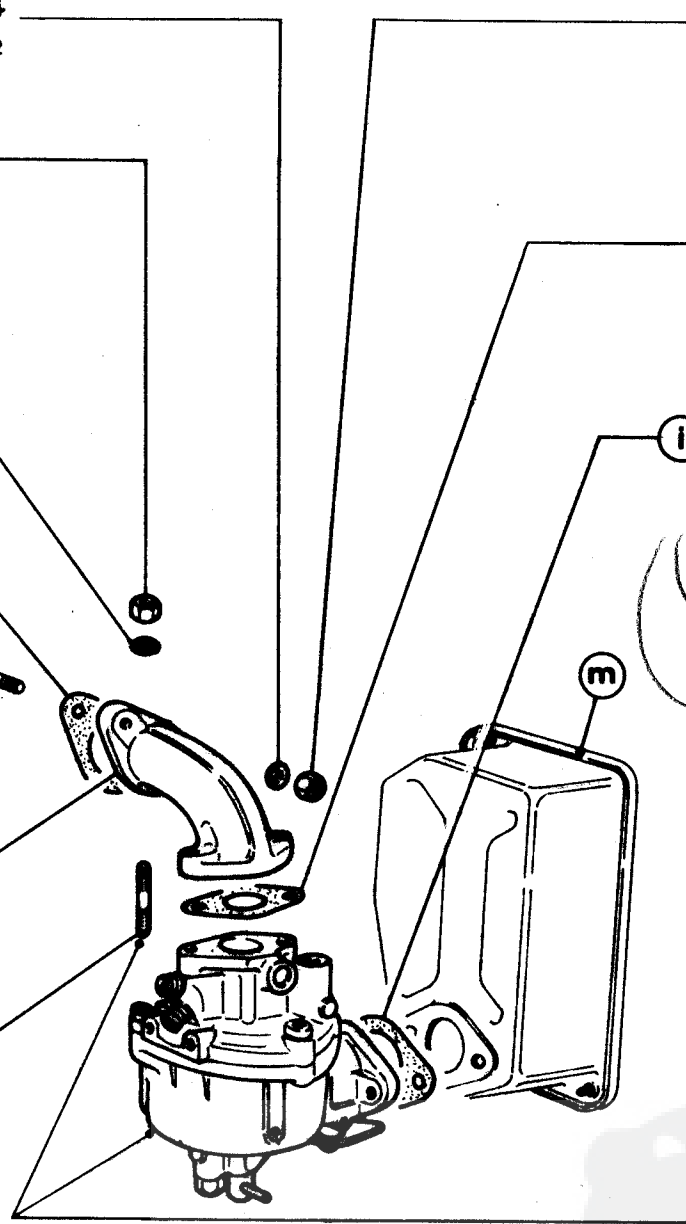
147-2151-71  
Carburat. IM250

155-2151-72  
Carburat. IM300

A partire dal motore Matr.

A partir du moteur Ref. 453411

Starting from engine No.



(a) (b) (c) - Carburatori per motori con filtri aria a secco e a bagno d'olio.

Carburateurs pour moteurs avec filtre air à sec et à bain d'huile

Carburators for engines with dry and oil bath air cleaner.

(d) - Carburatore per versione HOLDER.

Carburateur pour version HOLDER

Carburetor for HOLDER version

(e) - Carburatore per motori funzionanti a quote superiori ai 1500 m.

Carburateur pour moteurs fonctionnant au dessus de 1500m

Carburetor for engines operating above 1500 m. height

(f) (g) (h) - Carburatori per motori con comando starter a distanza.

Carburateurs pour moteurs avec commande starter à distance

Carburators for engines with remote starter control.

(n) - Per motori a benzina.

Pour moteurs à essence

For gasoline engines.

(i) - Per motori con filtro aria a secco.  
- Pour moteurs avec filtre à air à sec.  
- For engines with dry air cleaner.

(l) - Vedi Tavola A3  
- Voir Table A3  
- See Table

(m) - Vedi Tavola A12  
- Voir Table A12  
- See Table

NOTE  
REMARQUES  
REMARKS

MOTORE  
MOTEUR  
ENGINE

SERIE IM

COMPLESSIVO  
GROUPE  
ASSEMBLY

NON FORNITO SCIOLTO  
\* NON LIVRE SEPARMENT  
NOT SUPPLIED SEPARATELY

CARBURATORE  
CARBURATEUR  
CARBURETOR

TAVOLA  
TABLE

B1

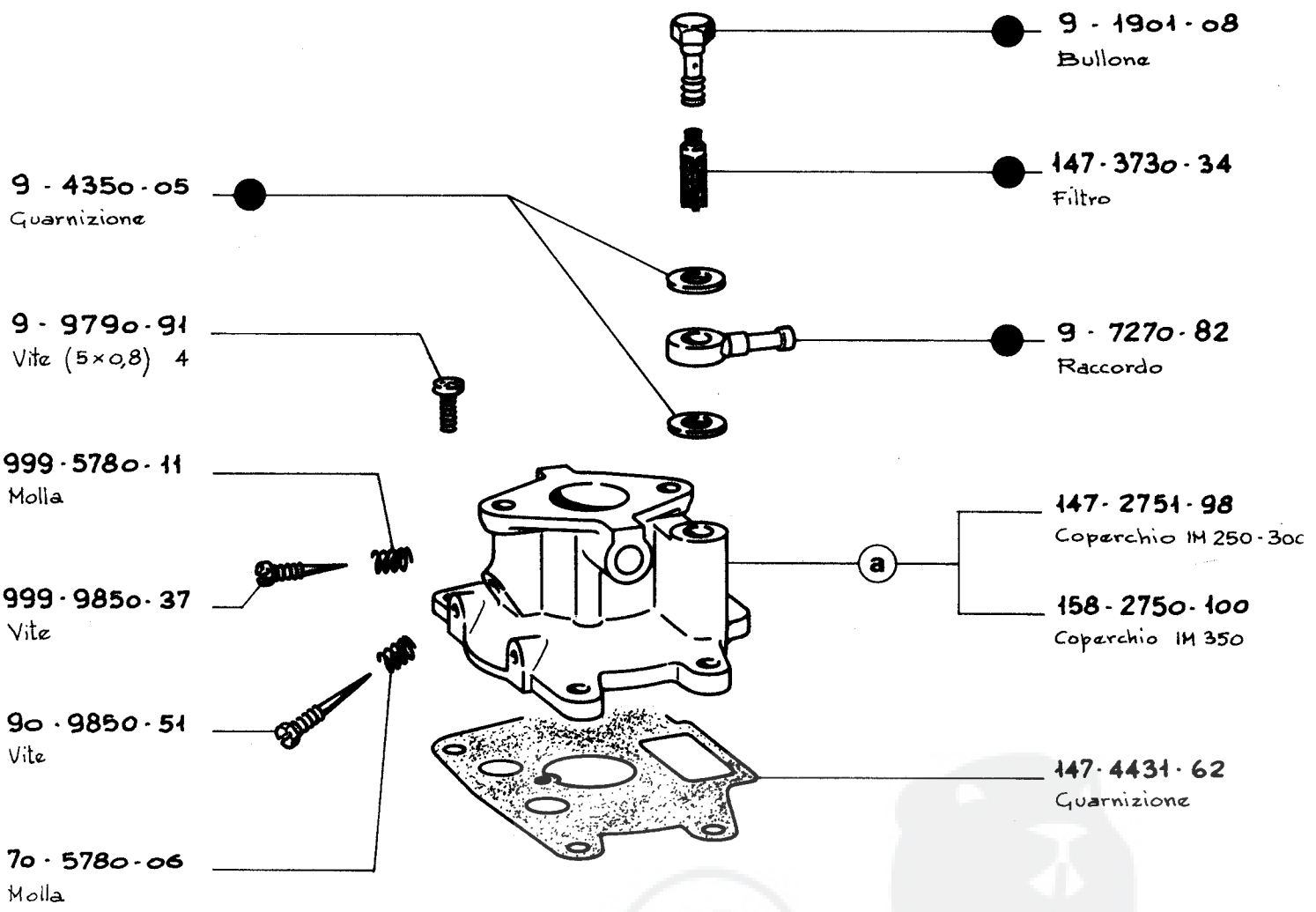
DATA  
DATE

7-83





● 147-4896-13  
RACCORDO COMPLETO



a

A partire dal motore  
A partir du moteur  
Starting from engine

IM 250	N° 455421
IM 300	N° 457377
IM 350	N° 453411

MOTORE MOTEUR ENGINE	SERIE IM	COMPLESSIVO GROUPE ASSEMBLY	NON FORNITO SCIOLTO * NON LIVRE SEPARMENT NOT SUPPLIED SEPARATELY
CARBURATORE CARBURATEUR CARBURETOR			TAVOLA TABLE
			B2
			DATA DATE
			7-83



9-9810-10

Vite (5x0,5) 2

999-3605-18

Farfalla IM 250,300

a 158-3605-30

Farfalla IM 350

9-3240-04

Dado 5x0,8

9-7555-03

Rondella

999-8510-30

Squadretta

147-1301-83

Anello

\* 999-6100-07

Perno

\* 999-6100-23

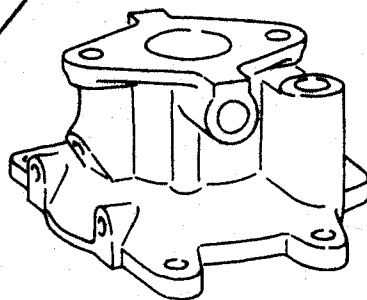
Perno

999-6100-11 ○

Perno compl. IM 250,300

999-6100-27 ●

Perno compl. IM 350



90-4690-07

Guarnizione



90-7996-11

Sede spillo compl.

a A partire dal motore  
A partir du moteur  
Starting from engine

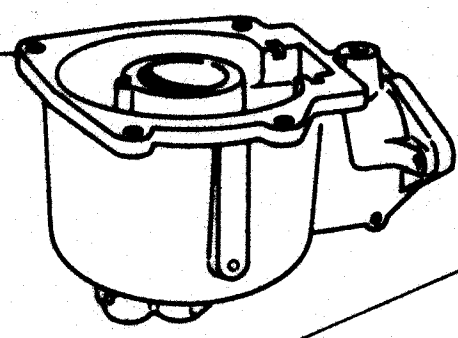
IM 350 N° 453411

MOTORE MOTEUR ENGINE	SERIE IM	COMPLESSIVO GROUPE ASSEMBLY	NON FORNITO SCIOLTO * NON LIVRE SEPAREMENT NOT SUPPLIED SEPARATELY
	CARBURATORE CARBURATEUR CARBURETOR		TAVOLA TABLE
			83
			DATA DATE
			7-83



999-3588-10  
Emulsionatore

999-4530-07  
Guarnizione



147-2825-29  
Corpo

9-1200-01  
Anello

9-1200-52  
Anello

999-4125-48  
Getto min. (φ 0,50)

a 147-4126-05  
Getto max. (φ 0,90)

b 158-4126-15  
Getto max. (φ 0,94)

c 155-4126-07  
Getto max. (φ 1,00)

d 158-4126-08  
Getto max. (φ 1,03)

A partire dal motore IM 250 455421  
 A partir du moteur IM 300 N° 457377  
 Starting from engine IM 350 453411

**a** IM250 e 300 standard; starter a distanza e filtro a bagno d'olio; HaKo e IM350 per funzionam. oltre 1500m. s.l.m. **b** IM350 standard; starter a distanza e filtro bagno d'olio; HaKo; Holder. **c** IM300 predis. filtro aria SOPARIS. **d** IM350 predis. filtro aria SOPARIS.

**a** IM250 et 300 standard; starter à distance et filtre à air à bain d'huile; HaKo et IM350 pour fonct. au dessus de 1500 m. d'altitude. **b** IM350 standard; starter à distance et filtre à air à bain d'huile; HaKo; Holder. **c** IM300 prédisp. filtre à air SOPARIS. **d** IM350 prédisp. filtre à air SOPARIS.

**a** IM250 and 300 standard; remote choke and oil bath air cleaner; HaKo and IM350 for operation above 1500 m. **b** IM350 standard; remote choke and oil bath air cleaner; HaKo; Holder. **c** IM300 suitable for SOPARIS air cleaner. **d** IM350 suitable for SOPARIS air cleaner.

MOTORE MOTEUR ENGINE	SERIE IM	COMPLESSIVO GROUPE ASSEMBLY	NON FORNITO SCOLTO * NON LIVRE SEPAREMENT NOT SUPPLIED SEPARATELY
CARBURATORE CARBURATEUR CARBURETOR			TAVOLA TABLE
			84
			DATA DATE
			7-83



**a** ● 999-6100-12  
Perno compl. IM 250

**b** ● 999-6100-21  
Perno compl. IM 300

**c** ● 999-6100-22  
Perno compl. IM 350

999-6110-42  
Perno

9-1165-10  
Anello

**a** 90-3605-26  
Farfalla IM 250

90-4105-10  
Galleggiante

**b** 155-3605-28  
Farfalla IM 300

**c** 158-3605-29  
Farfalla IM 350

\* 999-6100-08  
Perno

9-9810-10  
Vite (3x0,5) 2

999-5695-07  
Molla

9-8245-03  
Sfera

90-5195-10  
Levetta

9-7555-03  
Rondella

9-3240-04  
Dado 5x0,8

9-3240-04  
Dado 5x0,8

9-7555-03  
Rondella

6019-6275-74  
Piastrina

999-5660-22  
Molla

999-6100-10  
Perno

**A**

**a** ● 999-6100-24  
Perno compl. IM 250

**b** ● 999-6100-25  
Perno compl. IM 300

**c** ● 999-6100-26  
Perno compl. IM 350

9-2800-46  
Copiglia

6019-8510-48  
Squadretta

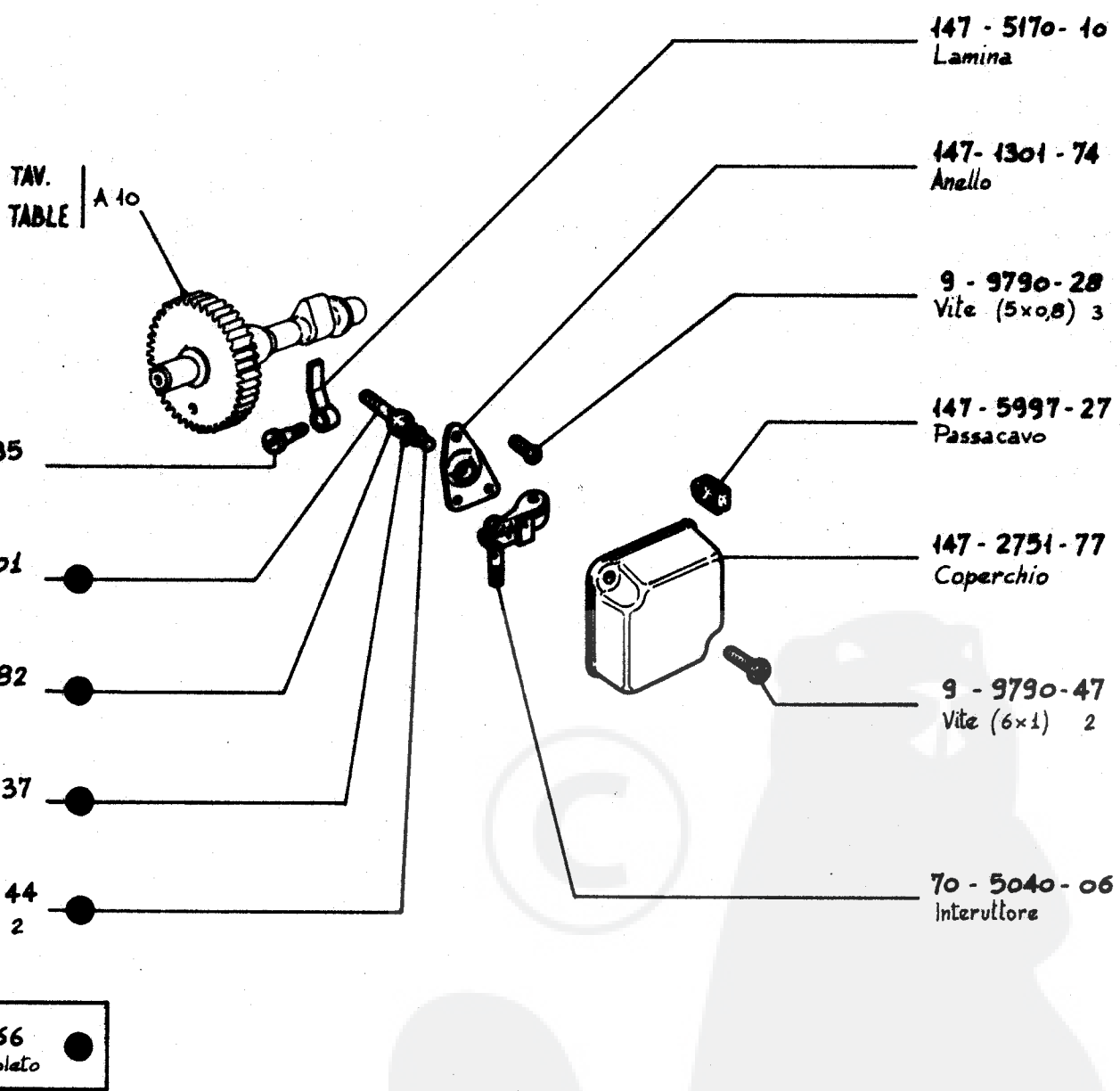
6019-6085-22  
Perno

**A** Per carburatori con comando starter a distanza.

**A** Pour carburateurs avec commande starter à distance.

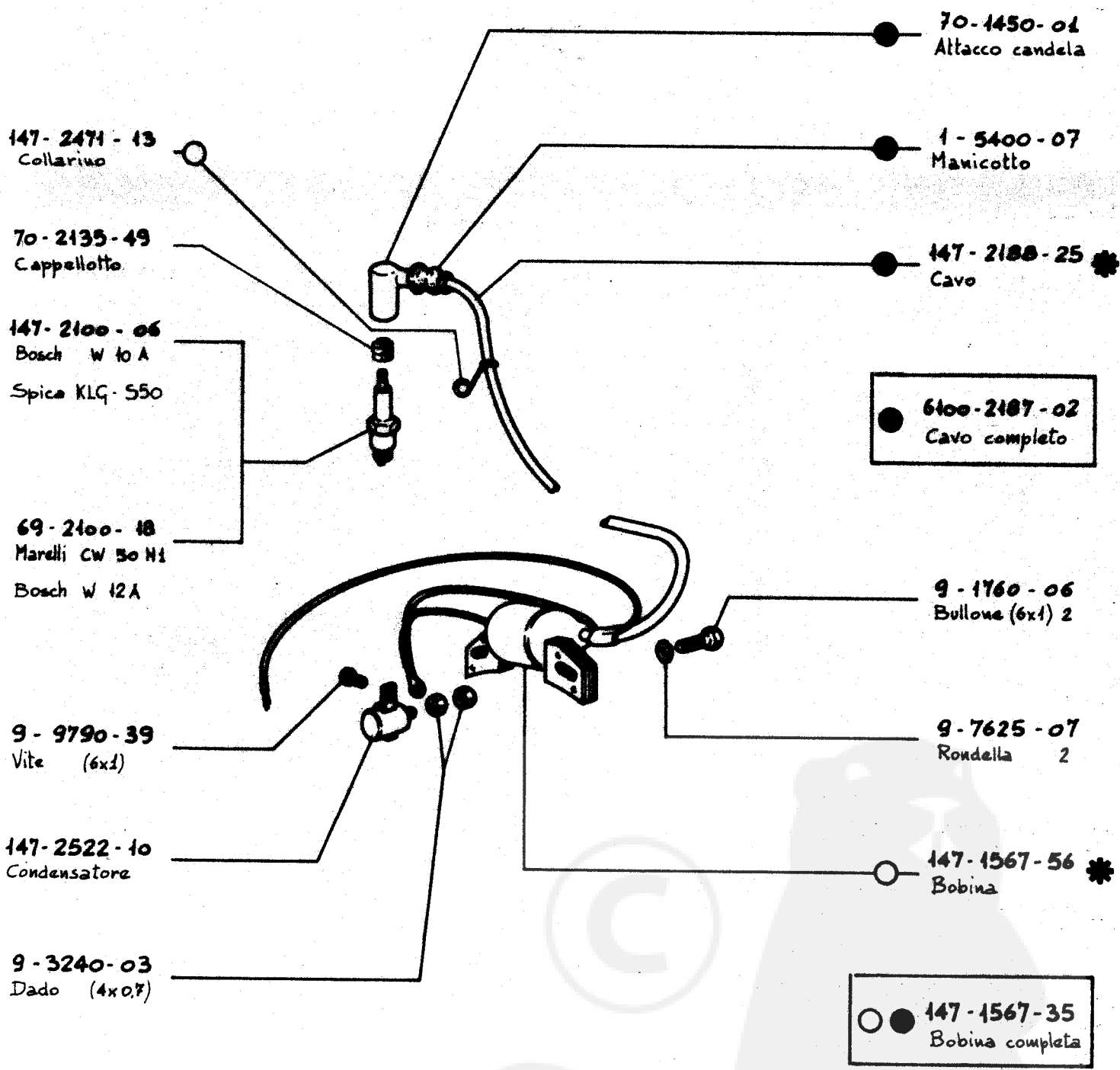
**A** For carburetors with remote starter control.

MOTORE MOTEUR ENGINE	SERIE IM	COMPLESSIVO GROUPE ASSEMBLY	NON FORNITO SCIOLTO * NON LIVRE SEPAREMENT NOT SUPPLIED SEPARATELY
CARBURATORE CARBURATEUR CARBURETOR			TAVOLA TABLE
			85
			DATA DATE
			7-83



MOTORE MOTEUR ENGINE	SERIE IM	COMPLESSIVO GROUPE ASSEMBLY	NON FORNITO SCIOLTO * NON LIVRE SEPARMENT NOT SUPPLIED SEPARATELY
	IMPIANTO ACCENSIONE SYSTEME D'ALLUMAGE IGNITION SYSTEM		TAVOLA TABLE <b>86</b>
			DATA DATE 7 - 83





NOTE  
 REMARQUES  
 REMARKS  
 - Candele per alimentazione a benzina.  
 - Bougies pour alimentation à essence.  
 - Spark plugs gasoline fueling.  
 - Candele per alimentazione a petrolio.  
 - Bougies pour alimentation à pétrole.  
 - Spark plugs kerosene fueling.

MOTORE MOTEUR ENGINE	SERIE IM	COMPLESSIVO GROUPE ASSEMBLY	NON FORNITO SCIOLTO * NON LIVRE SEPAREMENT NOT SUPPLIED SEPARATELY
----------------------------	----------	-----------------------------------	--

IMPIANTO ACCENSIONE  
 SYSTEME D'ALLUMAGE  
 IGNITION SYSTEM

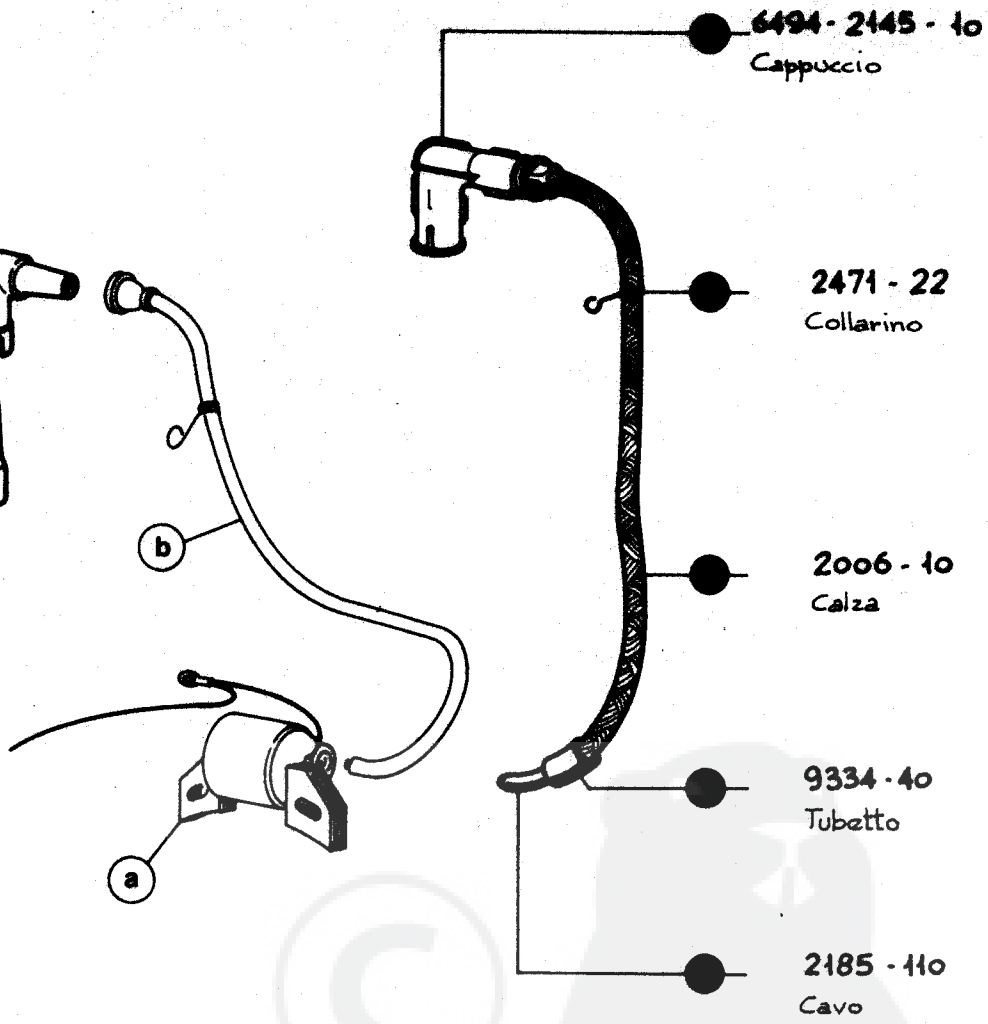
TAVOLA TABLE	87
DATA DATE	7 - 83



● 1567 - 68  
 ○ a Bobina completa

6094 - 2145 - 04  
 Cappuccio

70 - 6900 - 37  
 Prolunga



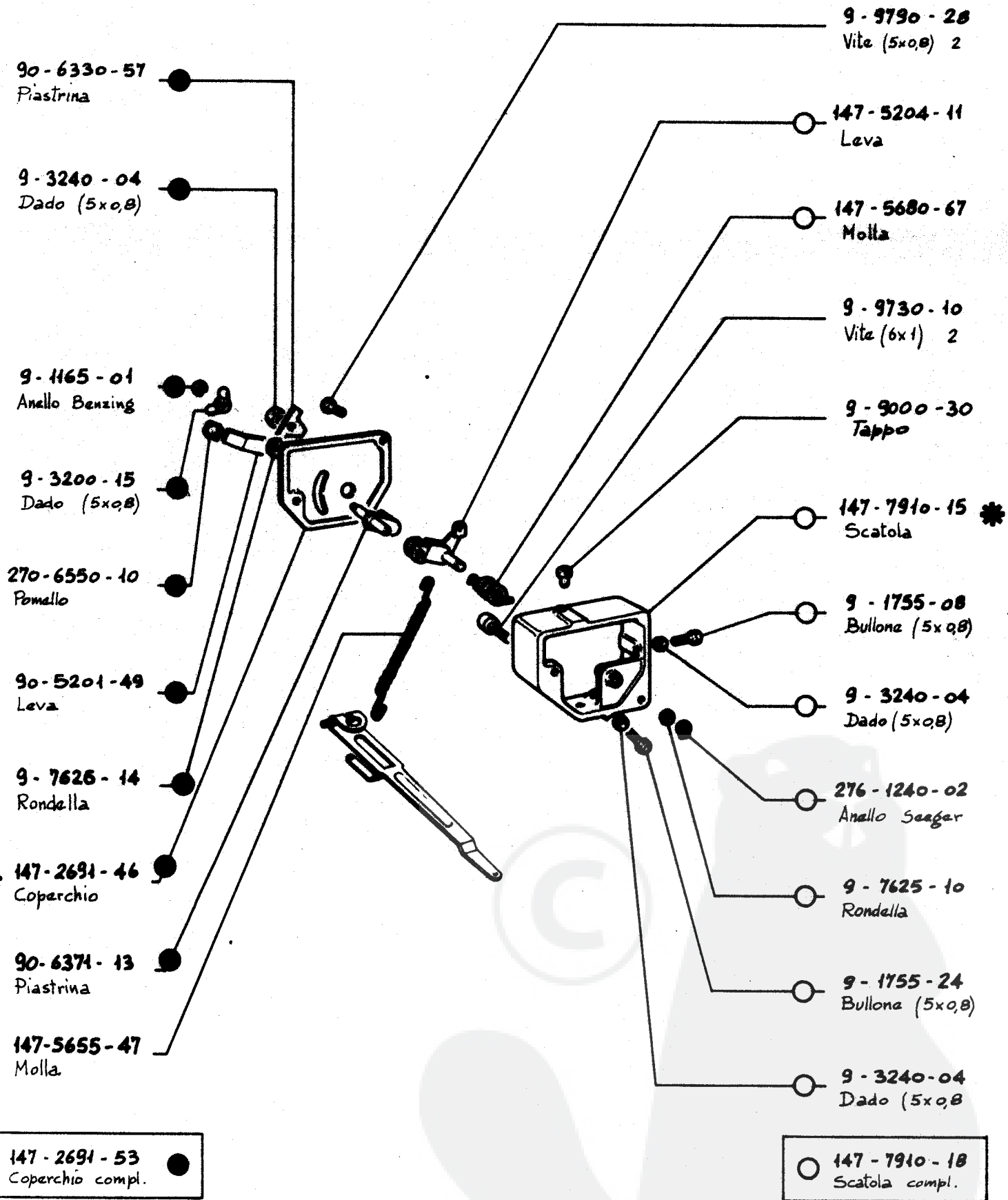
○ a 147 - 1567 - 64  
 ○ b Bobina completa

○ a - Per motore senza serbatoio.  
 - Pour moteur sans réservoir. K. 9998 - 129  
 ○ b - For engine without fuel tank.

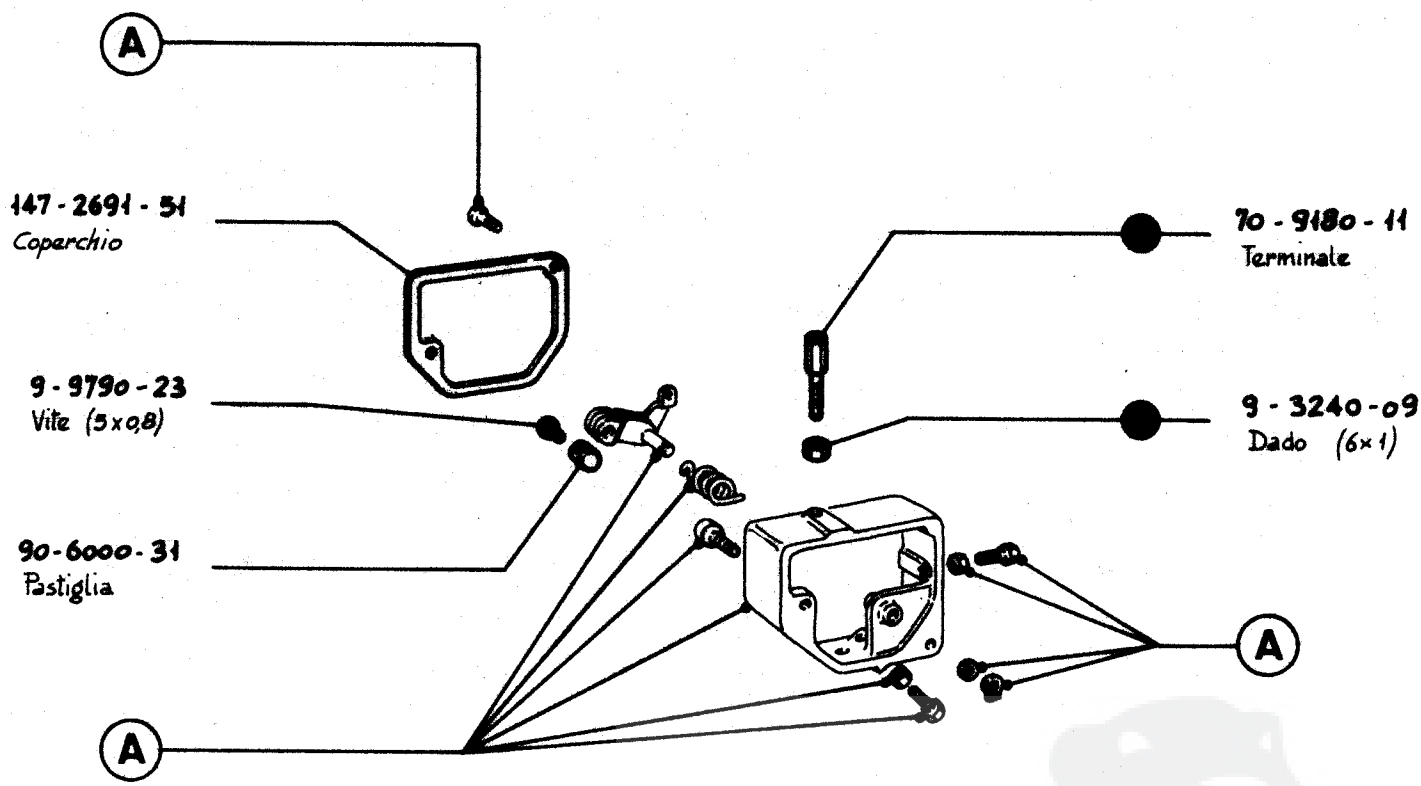
○ c - Per motore con serbatoio.  
 - Pour moteur avec réservoir. K. 9994 - 09  
 - For engine with fuel tank.

● - Speciale per motore senza serbatoio.  
 ○ a - Special pour moteur sans réservoir. K. 9999 - 668  
 - Special for engine without fuel tank.

MOTORE MOTEUR ENGINE	SERIE IM	COMPLESSIVO GROUPE ASSEMBLY	NON FORNITO SCIOLTO * NON LIVRE SEPARMENT NOT SUPPLIED SEPARATELY
SCHERMATURA BLINDAGE SHIELD			TAVOLA TABLE 88
			DATA DATE 7-83

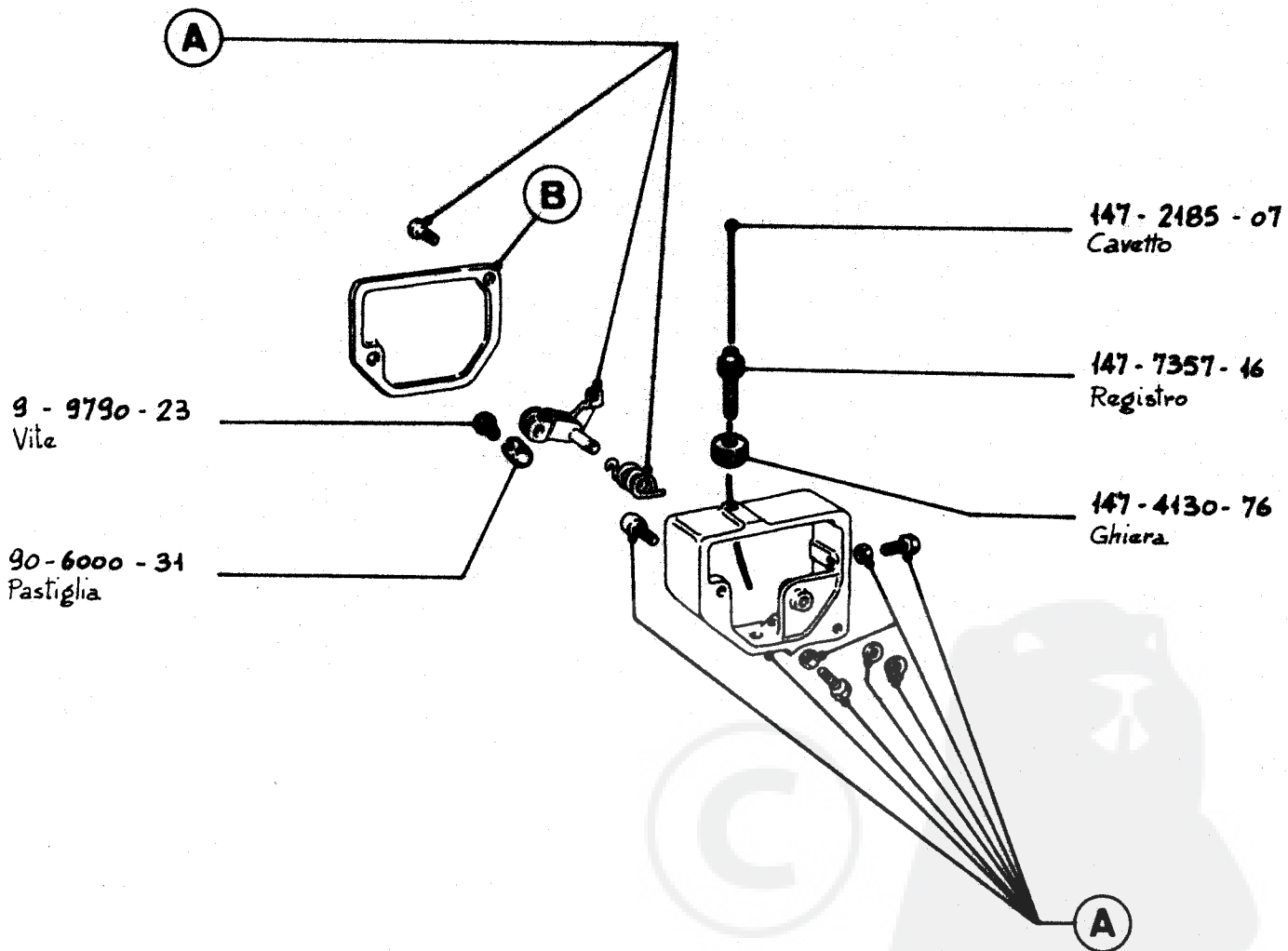


MOTORE MOTEUR ENGINE	SERIE	IM	COMPLESSIVO GROUPE ASSEMBLY	NON FORNITO SCIOLTO * NON LIVRE SEPAREMENT NOT SUPPLIED SEPARATELY
COMANDO ACCELERATORE A MANO COMMANDE ACCEL. A MAIN HAND THROTTLE CONTROL				TAVOLA TABLE 89
				DATA DATE 7-83



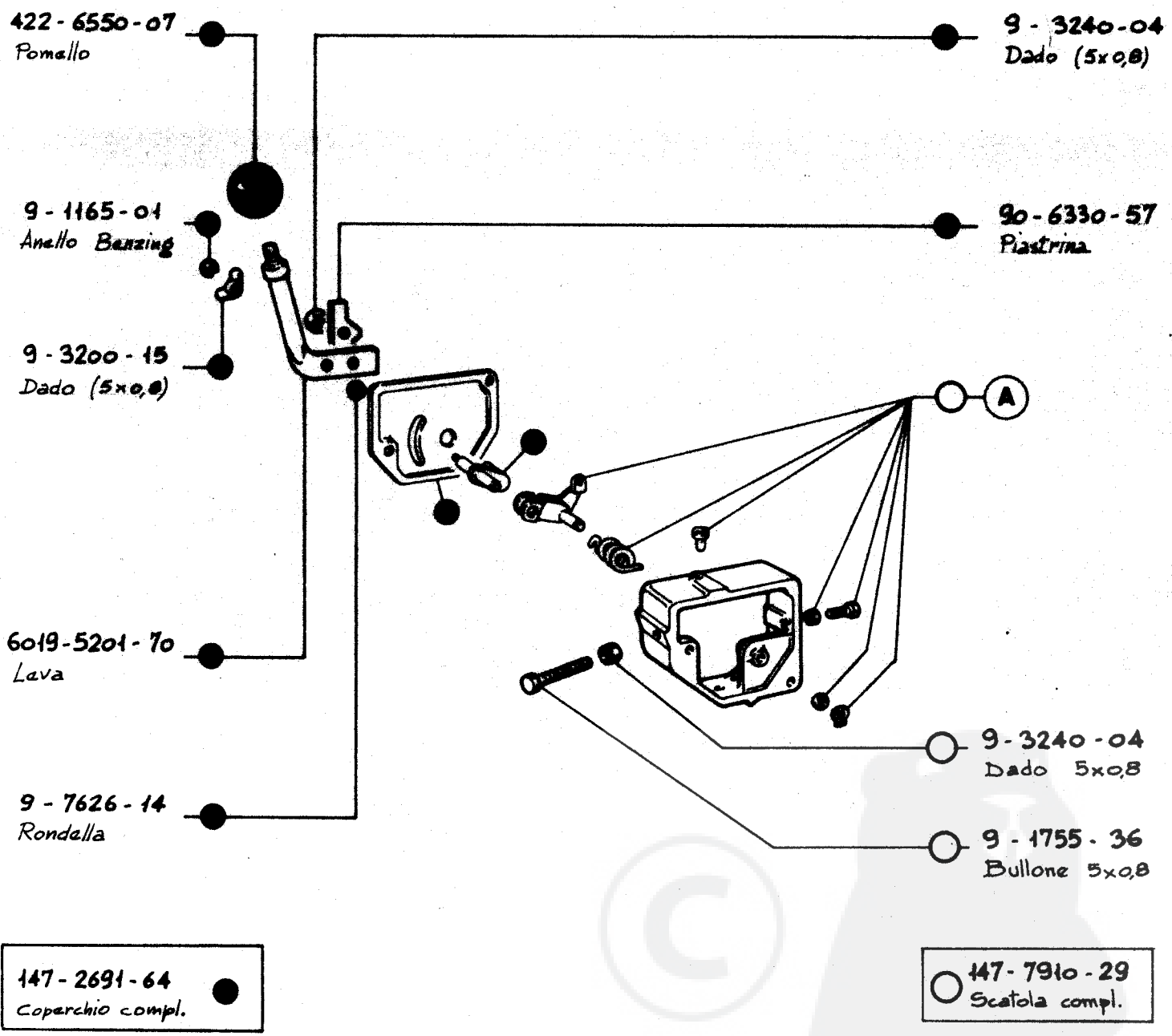
**A** 147.7910.19  
 ● Scatola completa

NOTE REMARQUES REMARKS <b>A</b> - Vedi tavola comando a mano - Voir table comm. accelerat. a main B9 - See table hand throttle control					
MOTORE MOTEUR ENGINE	SERIE IM		COMPLESSIVO GROUPE ASSEMBLY	NON FORNITO SCIOLTO * NON LIVRE SEPAREMENT NOT SUPPLIED SEPARATELY	
Comando accel. a distanza	Commande accel. à distance	Remote throttle control	K.9993-31	TAVOLA TABLE	<b>B 10</b>
				DATA DATE	7-83



NOTE REMARQUES REMARKS	<b>(A)</b> - Vedi tavola comando acc. a mano - Voir table comm. acceler. à main B9 - See table hand throttle control	<b>(B)</b> - Vedi Tav. - Voir Table B10 - See Table					
MOTORE MOTEUR ENGINE	SERIE IM	COMPLESSIVO GROUPE ASSEMBLY	NON FORNITO SCIOLTO * NON LIVRE SEPAREMENT NOT SUPPLIED SEPARATELY				
COMANDO ACCEL. CON VITE MICROMETRICA COMMANDE ACC. AVEC VIS MICROMETRIQUE THROTTLE CONTROL WITH MICROMETRIC SCREW		K.9996-37	<table border="1"> <tr> <td data-bbox="1140 1975 1263 2123">TAVOLA TABLE</td> <td data-bbox="1263 1975 1539 2123">B11</td> </tr> <tr> <td data-bbox="1140 2123 1263 2190">DATA DATE</td> <td data-bbox="1263 2123 1539 2190">7 - 83</td> </tr> </table>	TAVOLA TABLE	B11	DATA DATE	7 - 83
TAVOLA TABLE	B11						
DATA DATE	7 - 83						



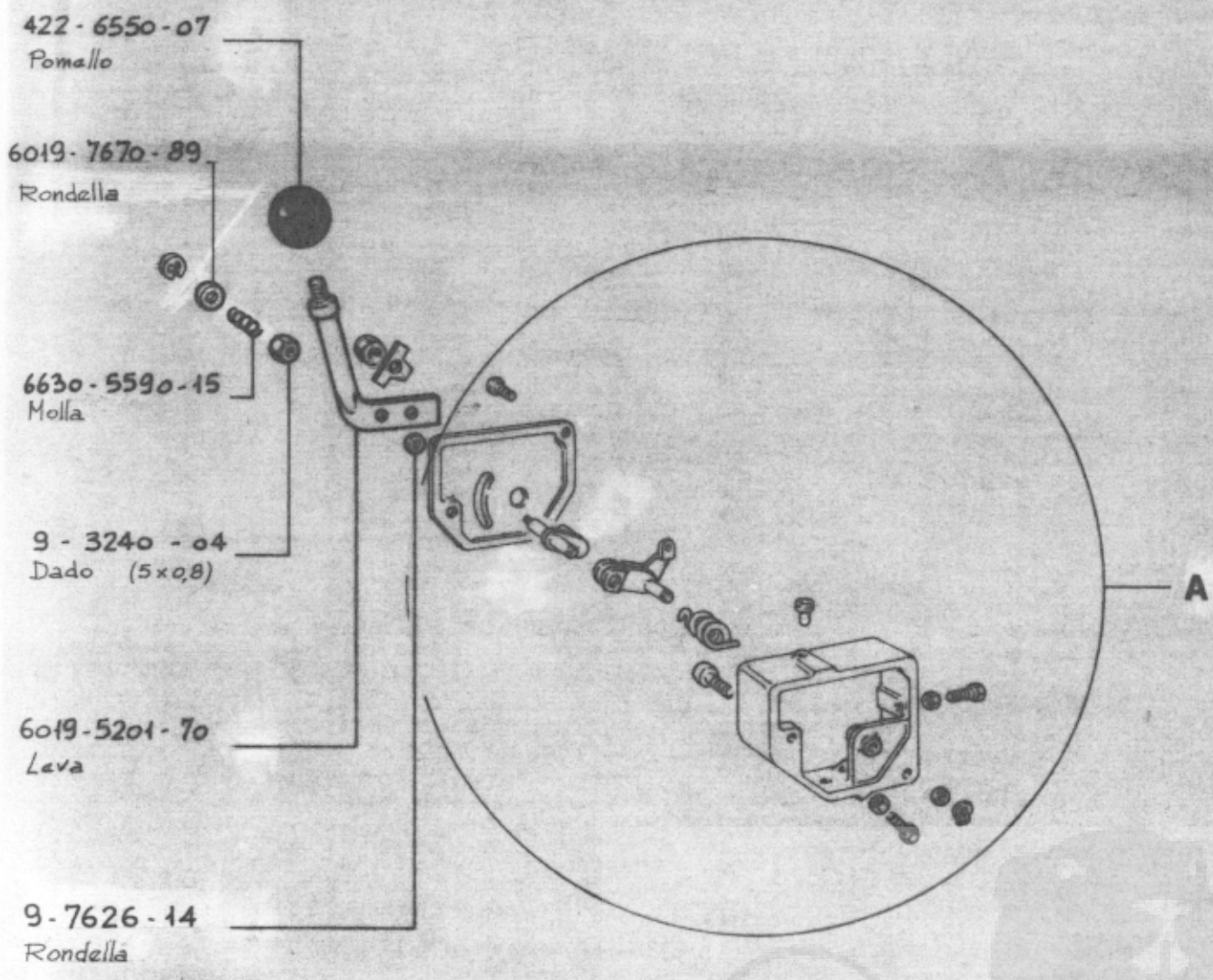


NOTE  
 REMARQUES (A) - Vedi Tavola B9  
 REMARKS - Voir Table - See Table

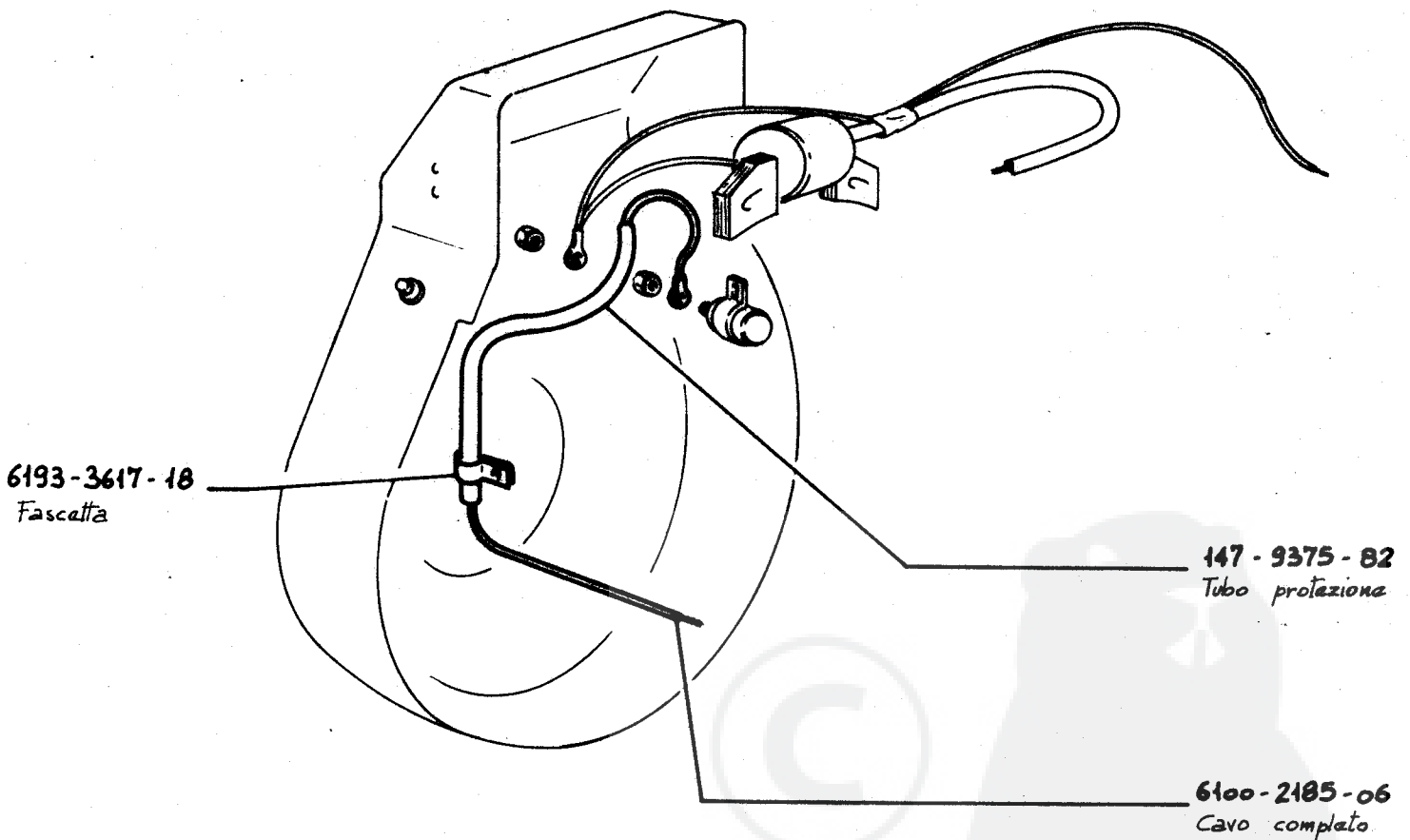
MOTORE MOTEUR ENGINE	SERIE IM	COMPLESSIVO GROUPE ASSEMBLY	NON FORNITO SCIOLTO * NON LIVRE SEPARMENT NOT SUPPLIED SEPARATELY
----------------------------	----------	-----------------------------------	---

COMANDO ACCEL. PER MOTORE CON AVV. ELETTR. MOT.  
 COMMANDE ACC. POUR MOTEUR AVEC DEM. ELEC. DEM/UR  
 THROTTLE CONTROL FOR ENGINE WITH ELECT. STAR. MOT.

TAVOLA TABLE	812
DATA DATE	7-83



NOTE REMARQUES REMARKS	(A) - Vedi Tavola - Voir Table B 9 - See Table		
MOTORE MOTEUR ENGINE	SERIE IM	COMPLESSIVO GROUPE ASSEMBLY	NON FORNITO SCIOLTO * NON LIVRE SEPAREMENT NOT SUPPLIED SEPARATELY
COMANDO ACCELER. A MANO (MARINO) COMMANDE ACC. A MAIN (MARIN) HAND THROTTLE CONTROL (MARINE)		TAVOLA TABLE	B 13
		DATA DATE	7 - 83



MOTORE MOTEUR ENGINE	SERIE IM	COMPLESSIVO GROUPE ASSEMBLY		NON FORNITO SCIOLTO * NON LIVRE SEPAREMENT NOT SUPPLIED SEPARATELY	
Comando stop a distanza, lato acceleratore	Commande stop à distance, côté comm. acc.	Remote stop control, throttle contr. side	K 9996-31	TAVOLA TABLE	814
				DATA DATE	7-83






1

158-2151-70  
IM 350


147-2151-71  
IM 250

155-2151-72  
IM 300

Carburatore



6019-6085-22  
Perno



9-7625-02  
Rondella

9-2800-46  
Copiglia

6019-3526-86  
Distanziale

6019-8903-16  
Supporto

9-1760-14  
Bullone 6x1

70-9180-47  
Terminale

9-3240-19  
Dado 8x1,25


2

158-2151-70  
IM 350

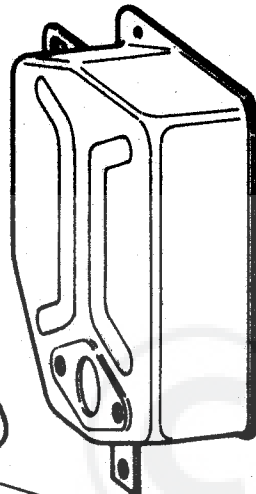
147-2151-71  
IM 250

155-2151-72  
IM 300

Carburatore



6019-6085-22  
Perno



147-7870-16  
Scatola filtro

9-3240-19  
Dado 8x1,25

70-9180-47  
Terminale

9-7625-02  
Rondella

9-2800-46  
Copiglia


1

- Per motore con filtro aria a bagno d'olio.  
- Pour moteur avec filtre à air à bain d'huile.  
- For engine with oil bath air cleaner.

2

- Per motore con filtro aria a secco.  
- Pour moteur avec filtre à air à sec.  
- For engine with dry air cleaner.

MOTORE MOTEUR ENGINE	SERIE IM	COMPLESSIVO GROUPE ASSEMBLY	NON FORNITO SCIOLTO * NON LIVRE SEPAREMENT NOT SUPPLIED SEPARATELY
COMANDO STARTER A DISTANZA COMMANDE STARTER A DISTANCE REMOTE STARTER CONTROL		① K. 9995-12 (IM 350) 9996-60 (IM 250) 9996-61 (IM 300)	TAVOLA TABLE
		② K. 9998-218 (IM 250) 9998-219 (IM 300) 9998-220 (IM 350)	DATA DATE
			C1 7-83



90-9542-06  
Tubetto

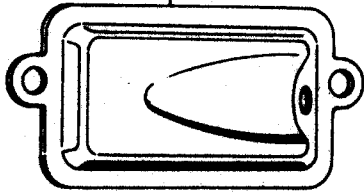
260-4670-13  
Guarnizione

26-8965-01  
Tappo

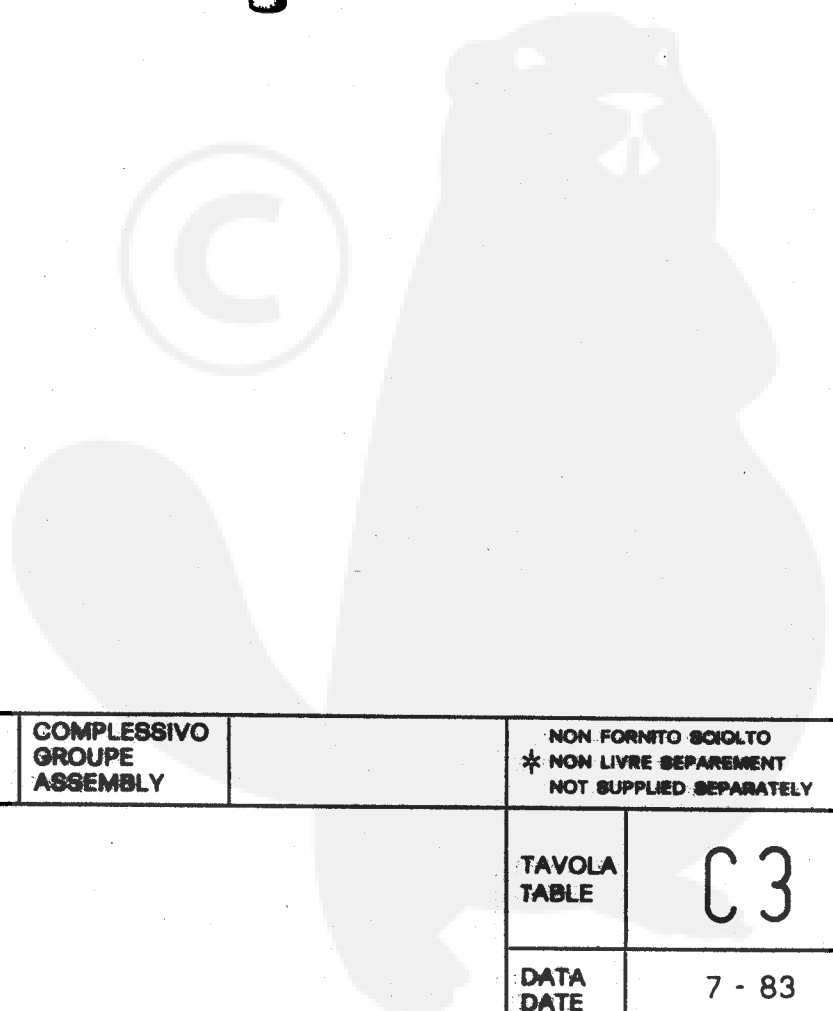
MOTORE MOTEUR ENGINE	SERIE IM	COMPLESSIVO GROUPE ASSEMBLY	NON FORNITO SCIOLTO * NON LIVRE SEPAREMENT NOT SUPPLIED SEPARATELY
PROLUNGA SCARICO OLIO RALLONGE DECHARGE HUILE OIL DRAIN EXTENSION			TAVOLA TABLE
K. 9979 - 27			C 2
			DATA DATE
			7 - 83



TAV. A3

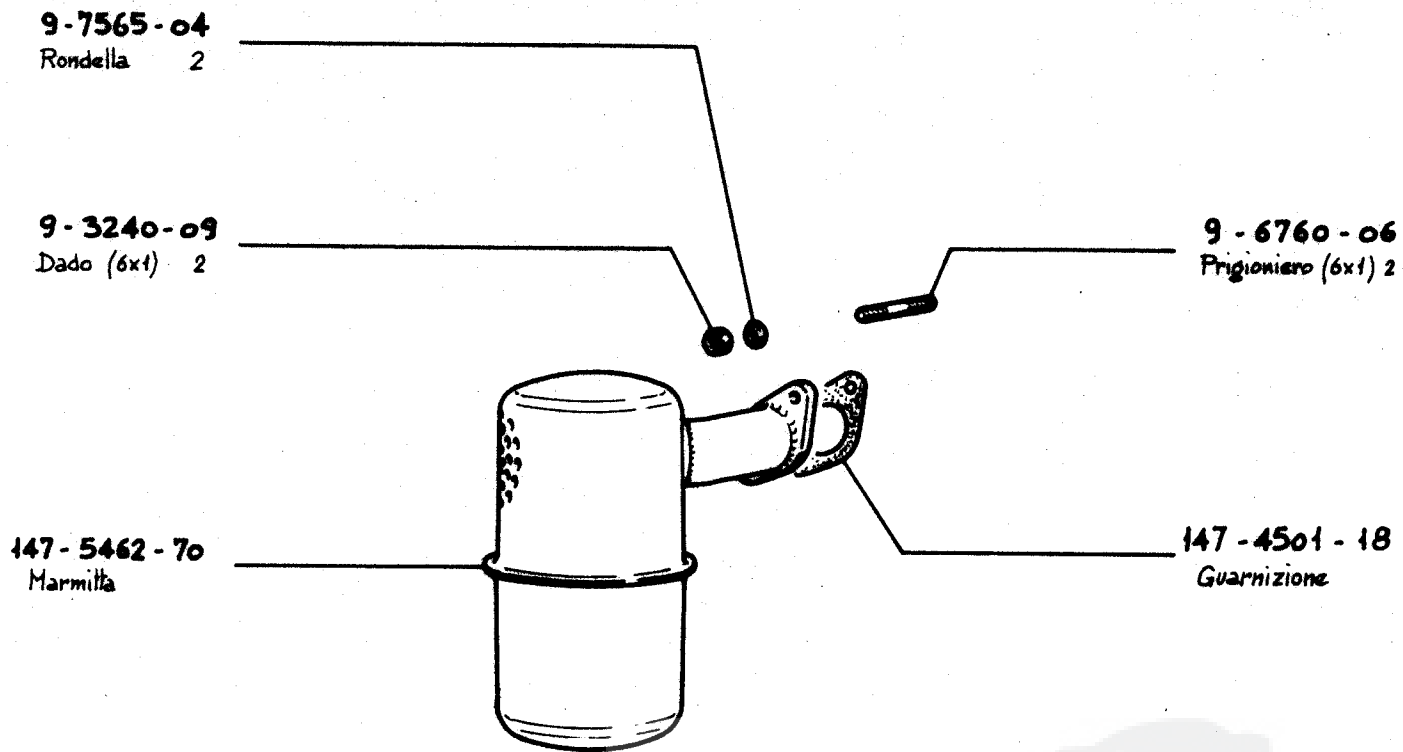


147-9580 - 18  
Tubetto



MOTORE MOTEUR ENGINE	SERIE IM	COMPLESSIVO GROUPE ASSEMBLY	NON FORNITO SEOLTO * NON LIVRE SEPARMENT NOT SUPPLIED SEPARATELY
SFIATO RENIFLARD BREATHER			TAVOLA TABLE
			C 3
			DATA DATE
			7 - 83

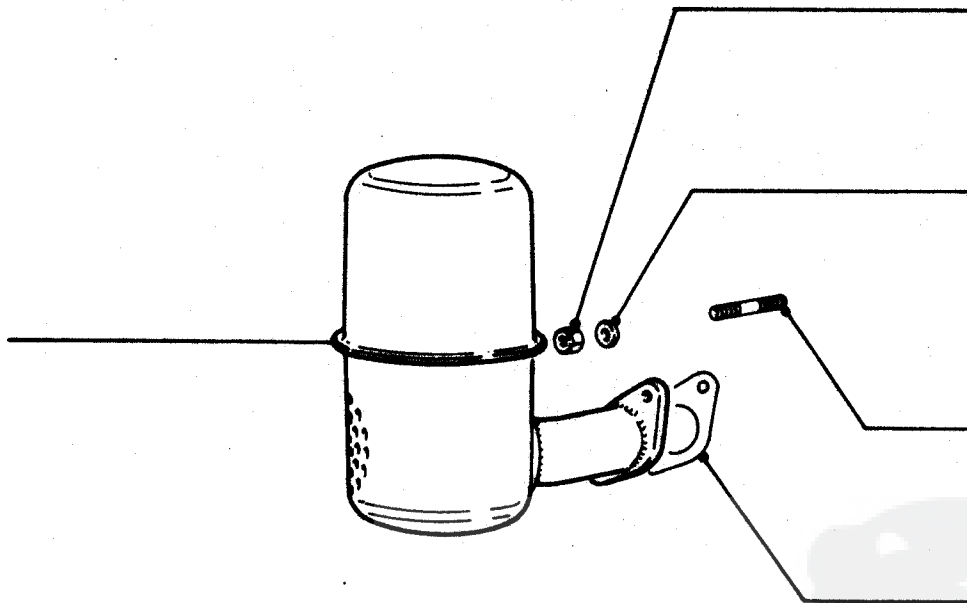




MOTORE MOTEUR ENGINE	SERIE IM	COMPLESSIVO GROUPE ASSEMBLY	NON FORNITO SCIOLTO * NON LIVRE SEPAREMENT NOT SUPPLIED SEPARATELY
MARMITTA SCARICO STANDARD POT D'ÉCHAPPEMENT STANDARD STANDARD EXHAUST MUFFLER			TAVOLA TABLE
			C 4
			DATA DATE
			7- 83



147 - 5462 - 77  
Marmitta



TAV. C4  
TABLE

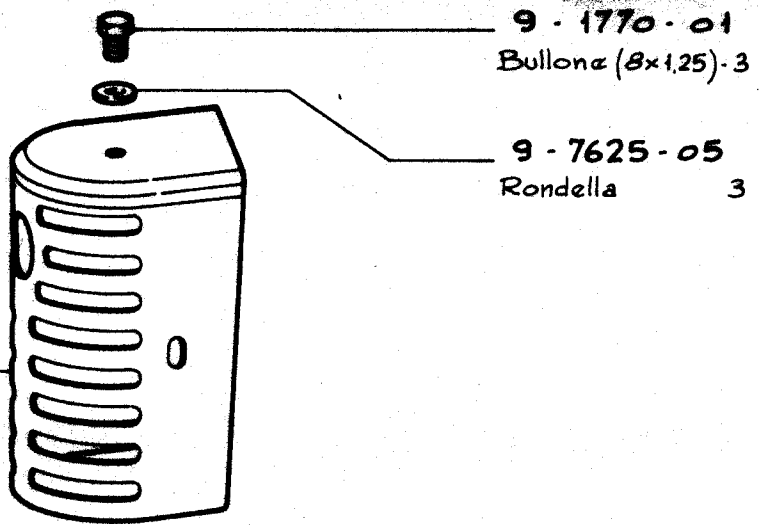
MOTORE MOTEUR ENGINE	SERIE IM	COMPLESSIVO GROUPE ASSEMBLY	NON FORNITO SCIOLTO * NON LIVRE SEPAREMENT NOT SUPPLIED SEPARATELY
MARMITTA MOTOCOLTIVATORE POT MOTOCULTEUR MUFFLER MOTOR TILLER			TAVOLA TABLE
			C5
			DATA DATE
			7 - 83



6927-58  
Protezione

1

5460-101  
Marmitta




2

9-1770-01  
Bullone (8x1,25) - 3

9-7625-05  
Rondella 3

6927-57  
Protezione

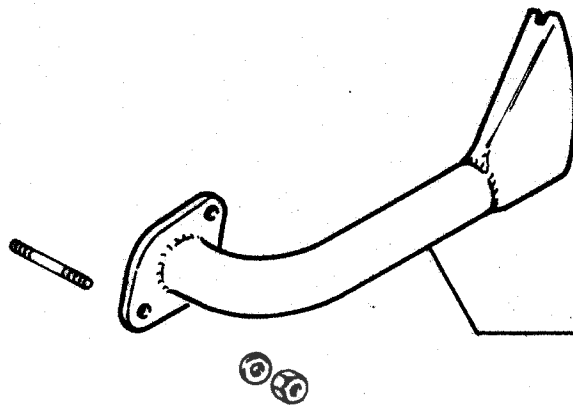
5460-100  
Marmitta



- Per versione standard .  
 ① - Pour version standard .  
 - For standard version.

- Per versione motocoltivatore .  
 ② - Pour version motoculteur .  
 - For motor tiller version.

MOTORE MOTEUR ENGINE	SERIE IM	COMPLESSIVO GROUPE ASSEMBLY	NON FORNITO SCIOLTO * NON LIVRE SEPAREMENT NOT SUPPLIED SEPARATELY
MARMITTE CON PROTEZIONE POT D'ECHAPPEMENT AVEC PROTECTION MUFFLER WITH GUARD		① 9998-224 K. ② 9998-225	TAVOLA TABLE C6 DATA DATE 7-83

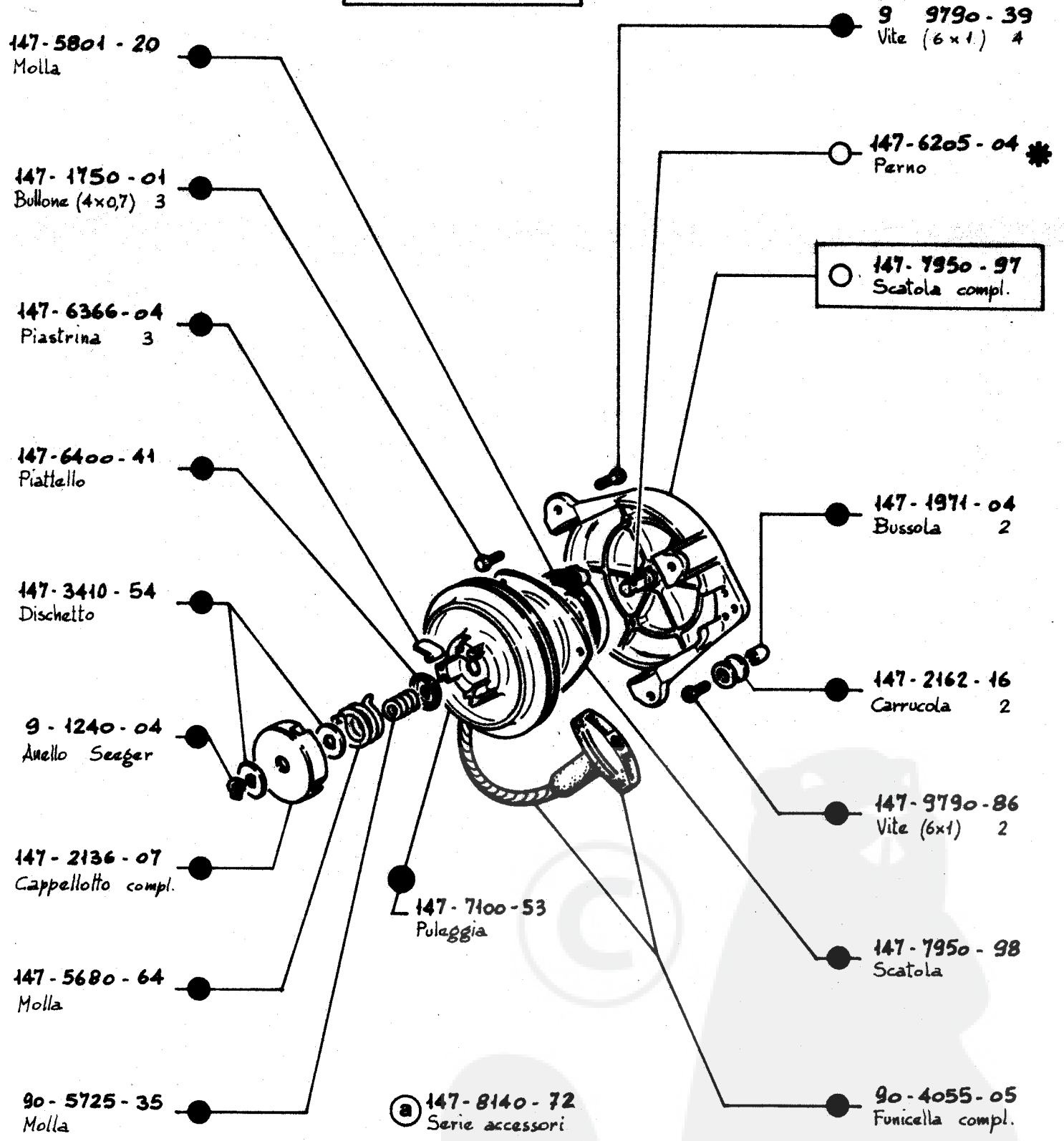


6494-9542-07  
Tubo scarico

MOTORE MOTEUR ENGINE	SERIE IM	COMPLESSIVO GROUPE ASSEMBLY		NON FORNITO SCIOLTO * NON LIVRE SEPAREMENT NOT SUPPLIED SEPARATELY
TUBO SCARICO TUYAU D'ÉCHAPPEMENT EXHAUST PIPE			BETONIERA	TAVOLA TABLE C7
				DATA DATE 7-83



● ○ 147-1471-11  
Autoavvolgente compl.



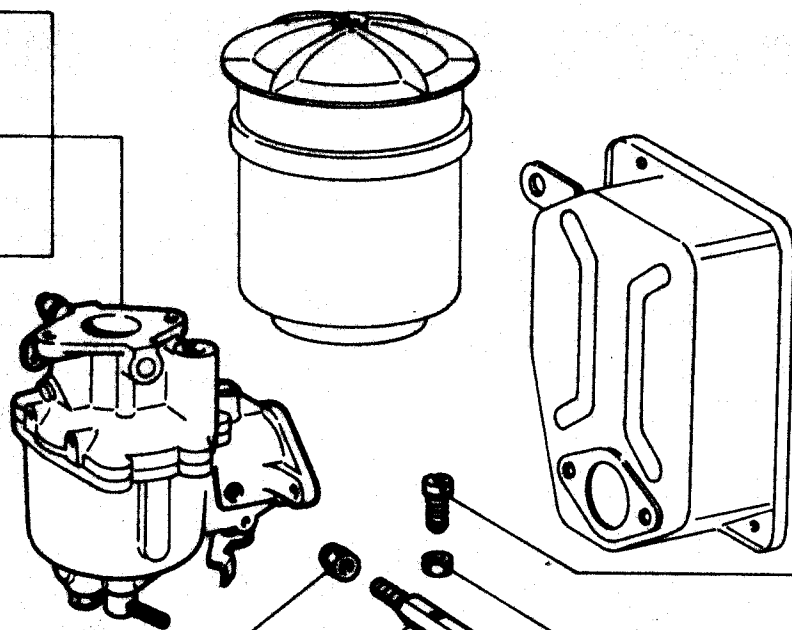
NOTE REMARQUES REMARKS				Vedi tavola ① Voir table G 11 See table
MOTORE MOTEUR ENGINE	SERIE IM	COMPLESSIVO GROUPE ASSEMBLY		NON FORNITO SCIOLTO * NON LIVRE SEPAREMENT NOT SUPPLIED SEPARATELY
AVVIATORE AUTOAVVOLGENTE LANCEUR A CABLE REWIND STARTER			K.9993-77	TAVOLA TABLE C8
				DATA DATE 7-83



158-2151-81  
Carburatore IM350

147-2151-82  
Carburatore IM250

155-2151-83  
Carburatore IM300



90-4130-72  
Chiera

7260-16  
Raccordo


9-9790-47  
Vite 6x1

9-3240-06  
Dado 6x1

155-4895-04  
Gruppo aliment. IM300

158-4895-05  
Gruppo aliment. IM350

147-4895-06  
Gruppo aliment. IM250

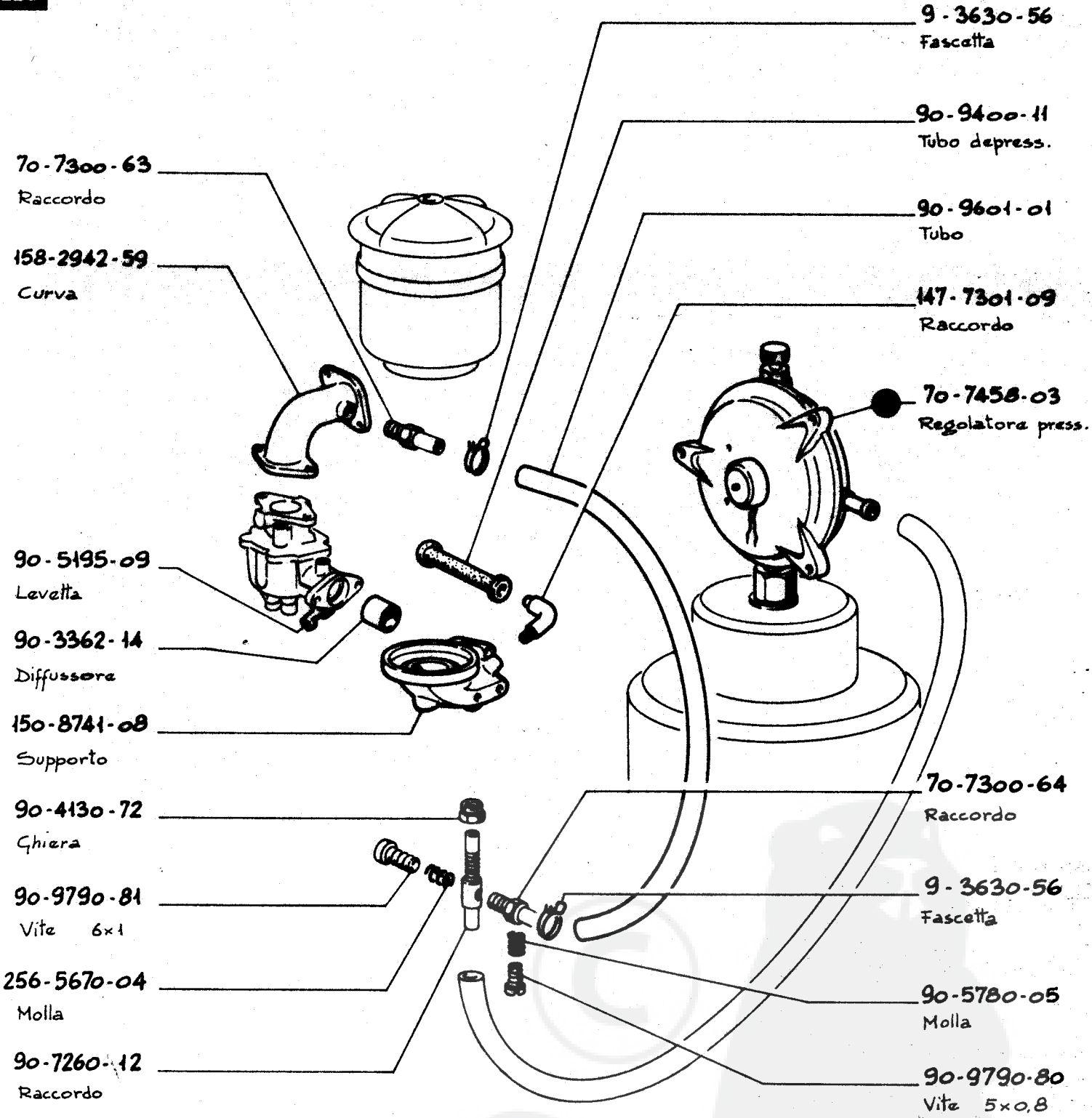


70-7458-03  
Regolatore press.

MOTORE MOTEUR ENGINE	SERIE	IM	COMPLESSIVO GROUPE ASSEMBLY		<ul style="list-style-type: none"> <li>- Fornibile a richiesta.</li> <li>● - Sur demande.</li> <li>- Optional.</li> </ul>	
				9998-203 IM 350	TAVOLA TABLE	C 9
				K. 9998-204 IM 300		
				9998-205 IM 250	DATA DATE	7 - 83

NUOVA ALIMENTAZIONE A GAS  
NOUVEAU ALIMENTATION GAZ  
NEW LIQUIFIED GAS FUELING





- Fornibile a richiesta.
- - Sur demande.
- Optional.

MOTORE MOTEUR ENGINE	SERIE IM	COMPLESSIVO GROUPE ASSEMBLY	NON FORNITO SCOLTO * NON LIVRE SEPAREMENT NOT SUPPLIED SEPARATELY
ALIMENTAZIONE A GAS (Vecchiotipo) ALIMENTATION A GAZ (Vieux type) LIQUIFIED GAS FUELING (Old type)		K. 9989 - 55	TAVOLA TABLE C 10
			DATA DATE 7 - 83



6182-8315-09

Spessore

9-3630-38

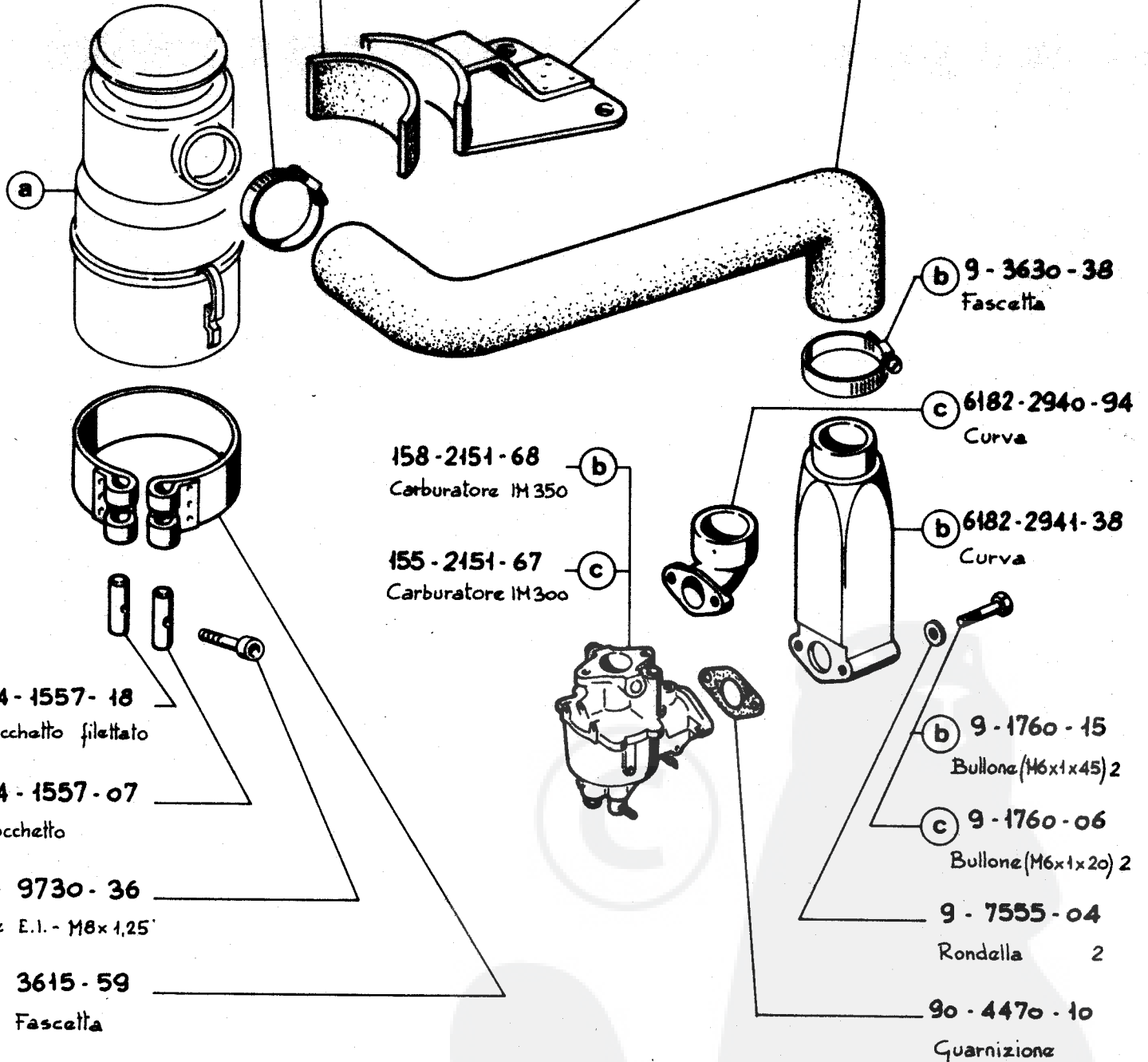
Fascetta

6182-8740-94

Supporto

6182-9345-80

Tubo



254-1557-18

Blocchetto filettato

254-1557-07

Blocchetto

9-9730-36

Vite E.I. - M8x1,25

3615-59

Fascetta

158-2151-68

Carburatore IM350

155-2151-67

Carburatore IM300

6182-2940-94

Curva

6182-2941-38

Curva

9-1760-15

Bullone (M6x1x45) 2

9-1760-06

Bullone (M6x1x20) 2

9-7555-04

Rondella 2

90-4470-10

Guarnizione

(a) Non fornito  
Non livre  
Not supplied

(b) Per motore IM 350  
Pour moteur IM 350  
For engine IM 350

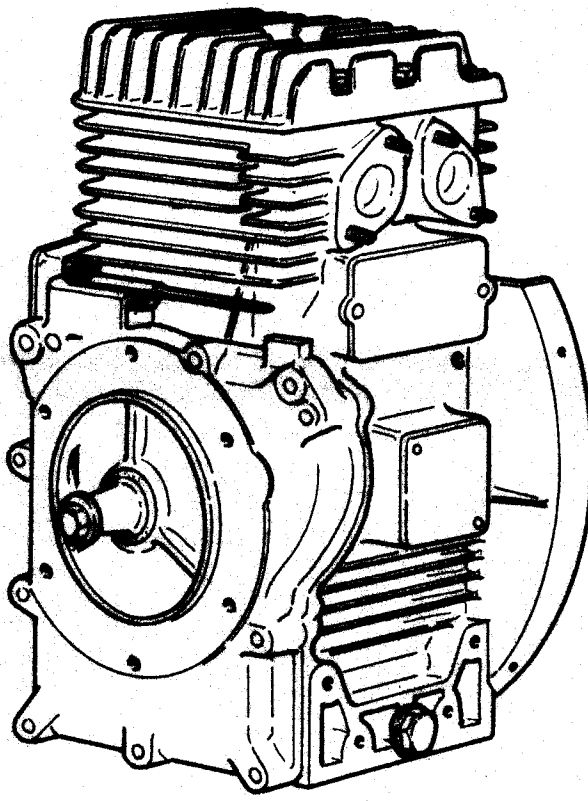
(c) Per motore IM 300 STAUB  
Pour moteur IM 300 STAUB  
For engine IM 300 (STAUB version)

MOTORE MOTEUR ENGINE	SERIE IM	COMPLESSIVO GROUPE ASSEMBLY	NON FORNITO BCIOLTO * NON LIVRE SEPAREMENT NOT SUPPLIED SEPARATELY
		(b) K.9996-66	TAVOLA TABLE
		(c) K.9996-22	DATA DATE
			C11
			7-83

PREDISPOSIZIONE FILTRO ARIA SOPARIS  
PREDISP. FILTRE A AIR SOPARIS  
SOPARIS AIR CLEANER ADAPTER



Blocco motore: IM 359  
 STD. 1560.228



Blocco motore  
 standard  
 -  
 Bloc moteur  
 standard  
 -  
 Short block  
 standard

1560 - 66  
 IM 350 - EXT. 4 B&S

1560 - 68  
 IM 250 - EXT. A3

1560 - 69  
 IM 300 - EXT. A3

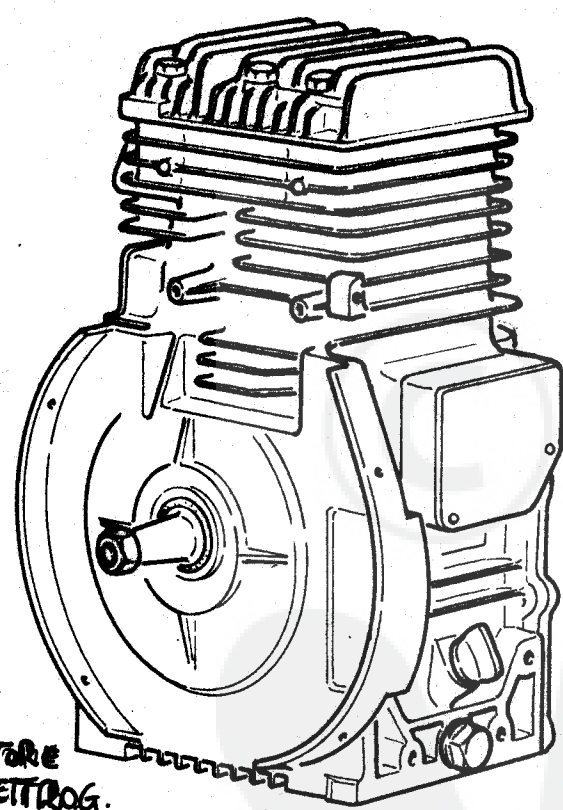
147 - 1560 - 63  
 (IM 250)

155 - 1560 - 64  
 (IM 300)

158 - 1560 - 65  
 (IM 350)

x avv. elettrico  
 1560.168

basamento  
 1514.054

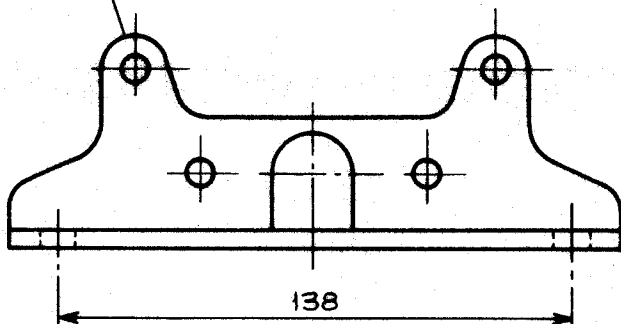


1560 - 170 x Gruppo Elettrog.  
 (IM 350)

MOTORE MOTEUR ENGINE	SERIE IM	COMPLESSIVO GROUPE ASSEMBLY	NON FORNITO SCIOLTO * NON LIVRE SEPARMENT NOT SUPPLIED SEPARATELY	
BLOCCHI MOTORE BLOCS MOTEUR SHORT BLOCKS			TAVOLA TABLE	C 12
			DATA DATE	7 - 83

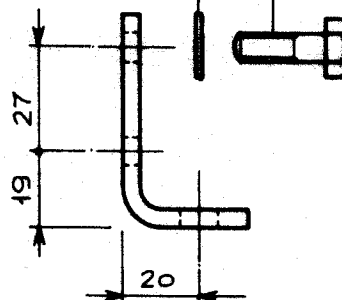


90-6427-06  
Piede 2

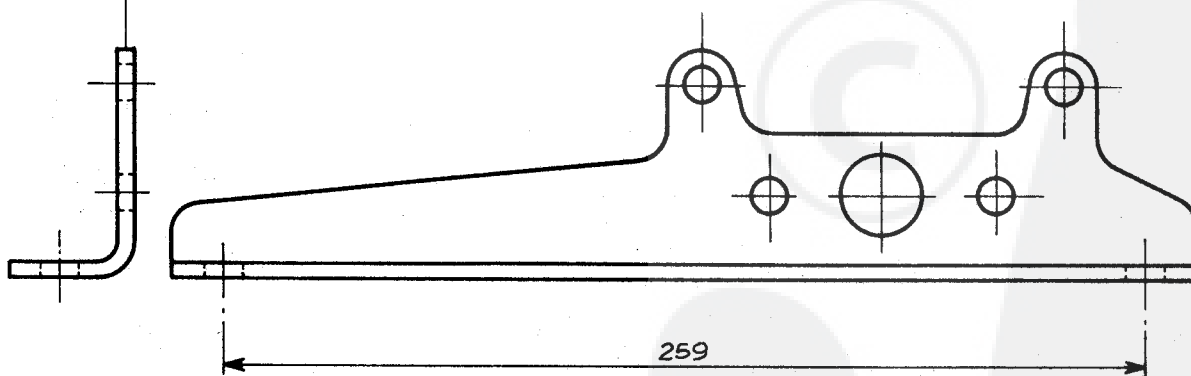


9-7565-07  
Rondella 8

9-1770-02  
Bullone 8



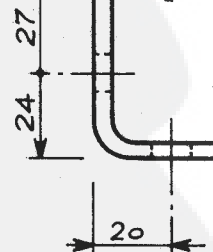
6398-6427-57  
Piede lato acceler.



9-1770-02  
Bullone 8

9-7565-07  
Rondella 8

6398-6427-58  
Piede lato carbur.



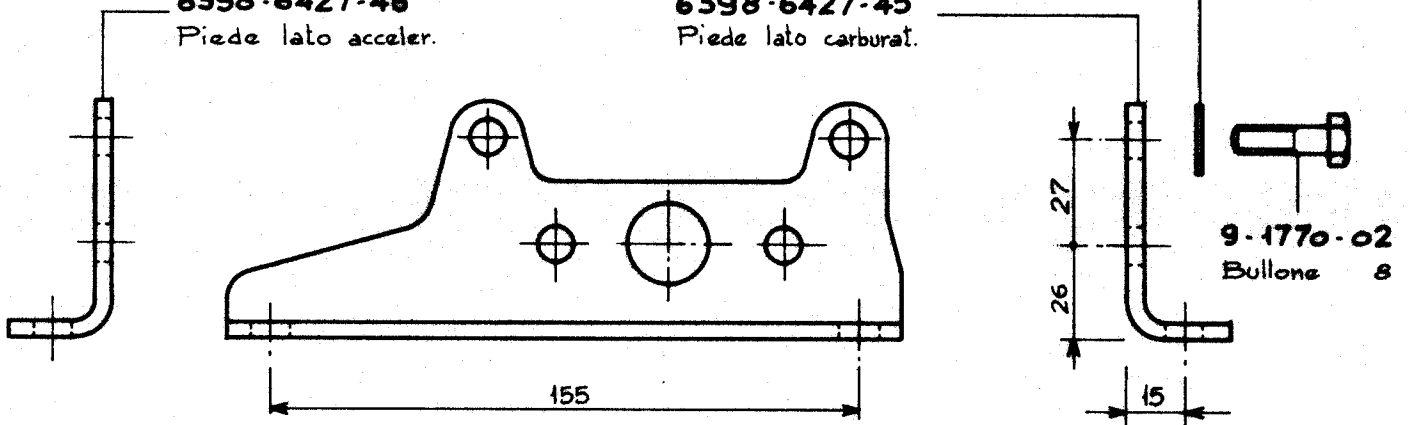
MOTORE MOTEUR ENGINE	SERIE IM	COMPLESSIVO GROUPE ASSEMBLY		NON FORNITO SCIOLTO * NON LIVRE SEPAREMENT NOT SUPPLIED SEPARATELY	
PIEDE STANDARD	PIED STANDARD	STAND. ENGINE MOUNT	K.9961-36	TAVOLA TABLE	C 13
PIEDE PER GRUPPO MOTOPOMPA	PIED POUR GROUPE MOTOPOMPE	ENGINE MOUNT FOR MOTORPUMP ASS. LY	K.9961-42	DATA DATE	



9-7565-07  
Rondella 8

6398-6427-46  
Piede lato acceler.

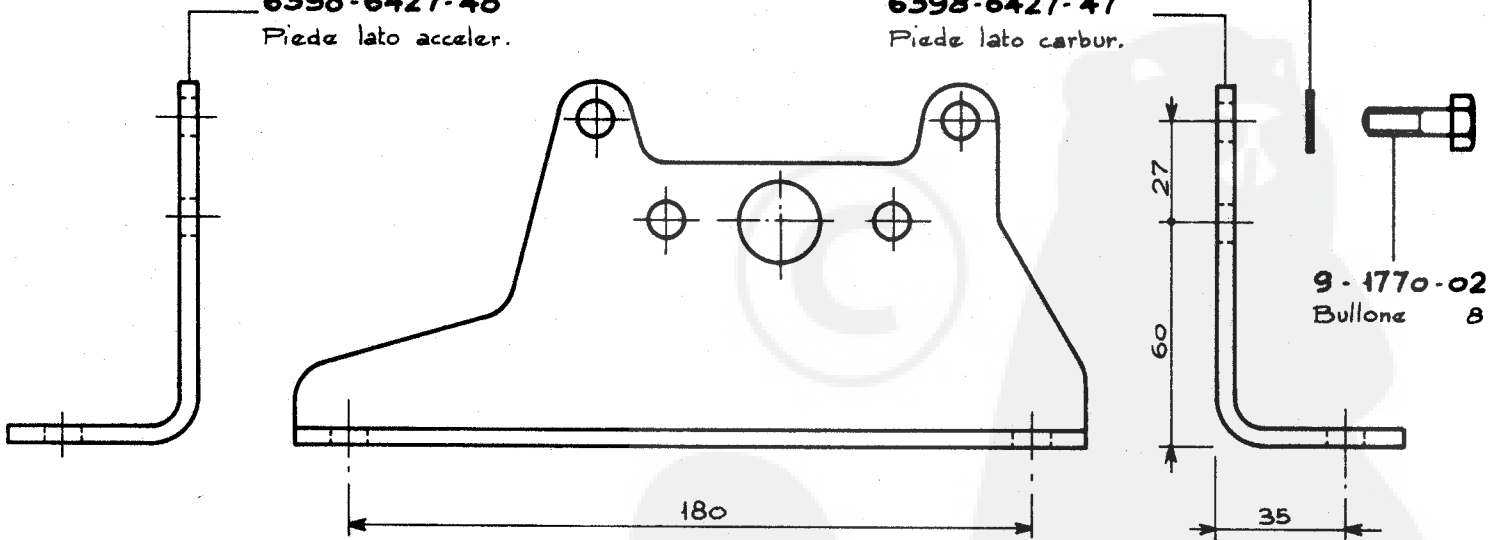
6398-6427-45  
Piede lato carburat.



9-7565-07  
Rondella 8

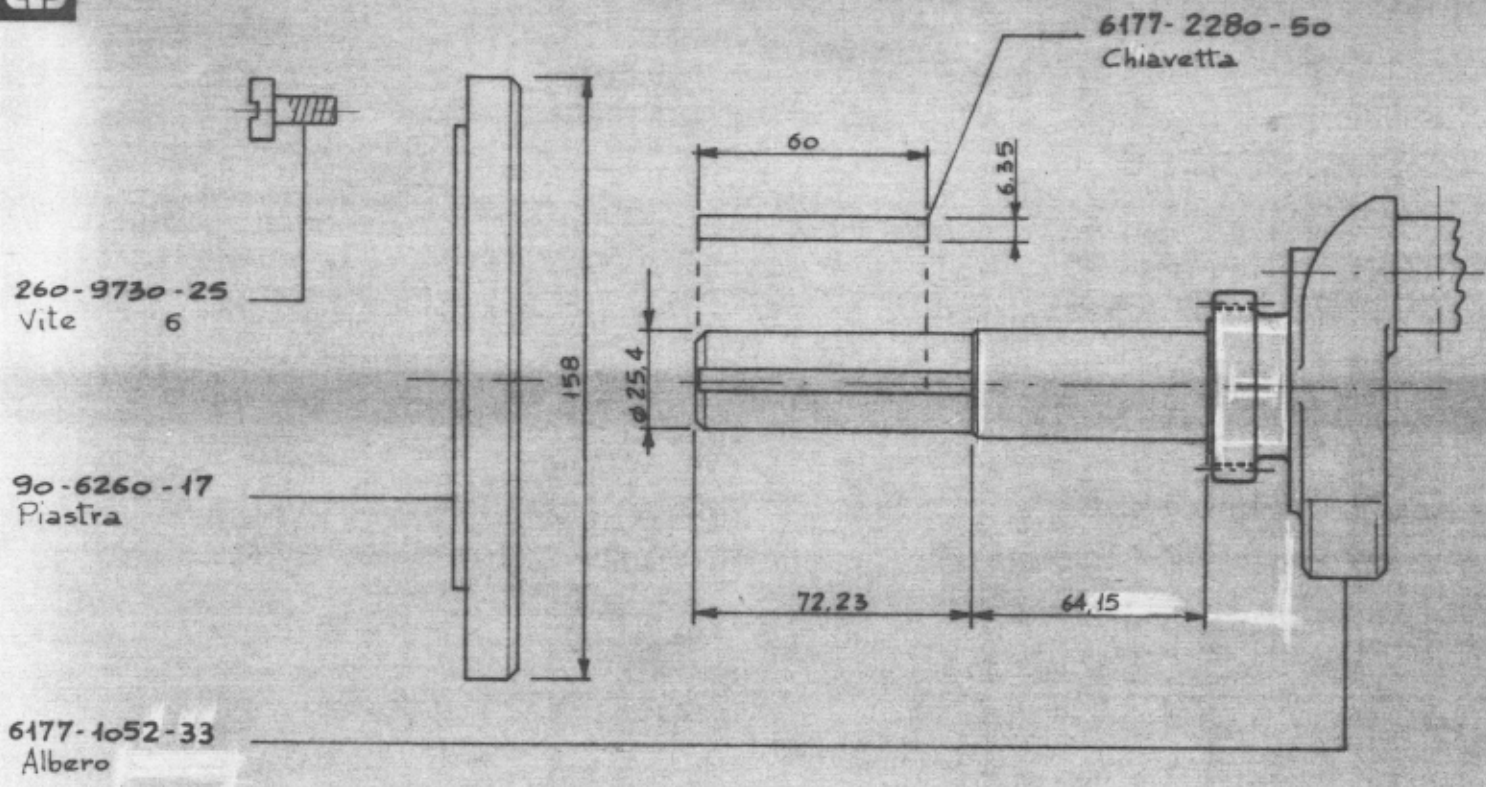
6398-6427-48  
Piede lato acceler.

6398-6427-47  
Piede lato carbur.

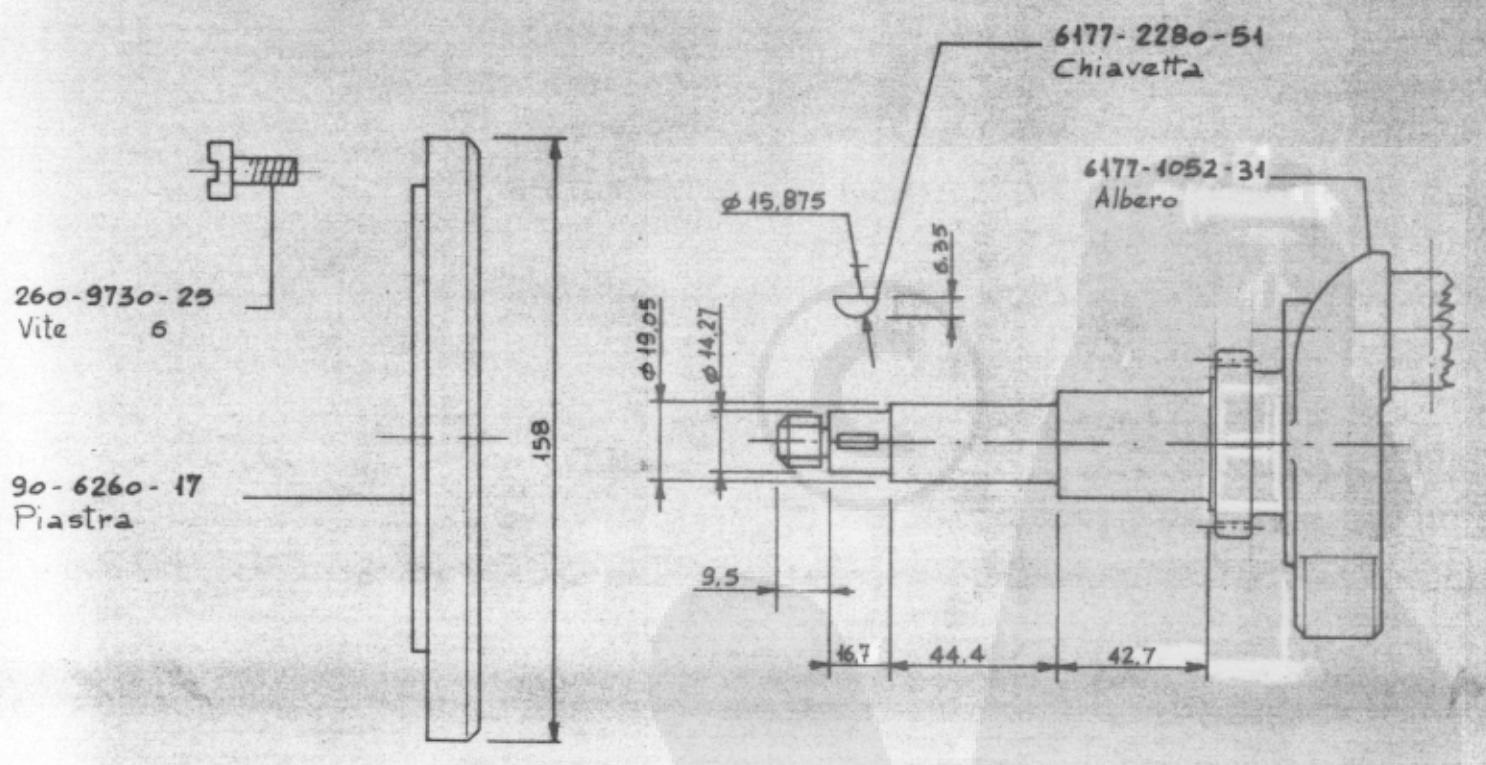


MOTORE MOTEUR ENGINE	SERIE IM	COMPLESSIVO GROUPE ASSEMBLY	NON FORNITO SCIOLTO * NON LIVRE SEPARMENT NOT SUPPLIED SEPARATELY
PIEDE PER UNIFIC. FRANCIA 3	PIED POUR UNIFIC. FRANCE 3	ENGINE MOUNT FRANCE UNIF. 3	TAVOLA TABLE <b>C 14</b>
		K.9961-37	
PIEDE PER UNIFIC. FRANCIA 4	PIED POUR UNIFIC. FRANCE 4	ENGINE MOUNT FRANCE UNIFIC. 4	DATA DATE 7-83
		K.9961-38	





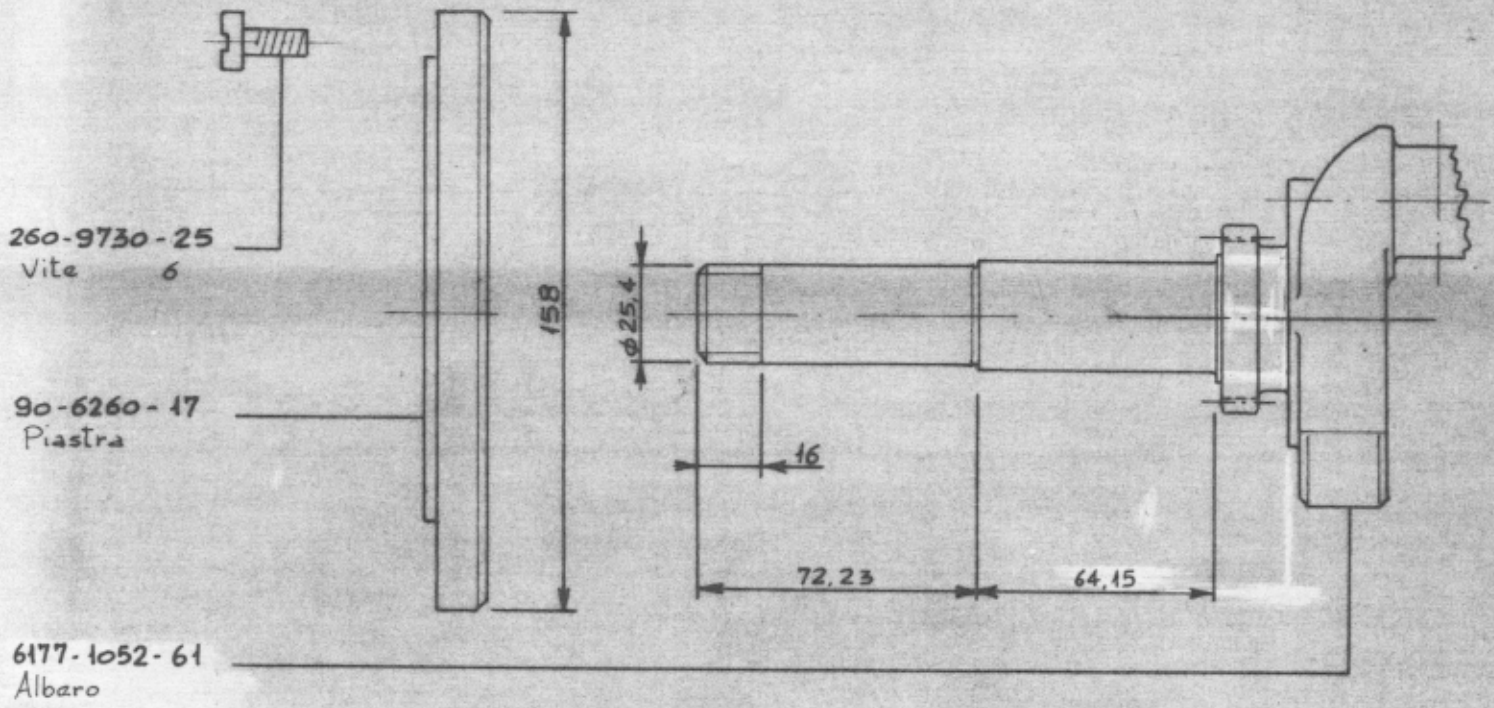
EXT. "4" SAE j 609a



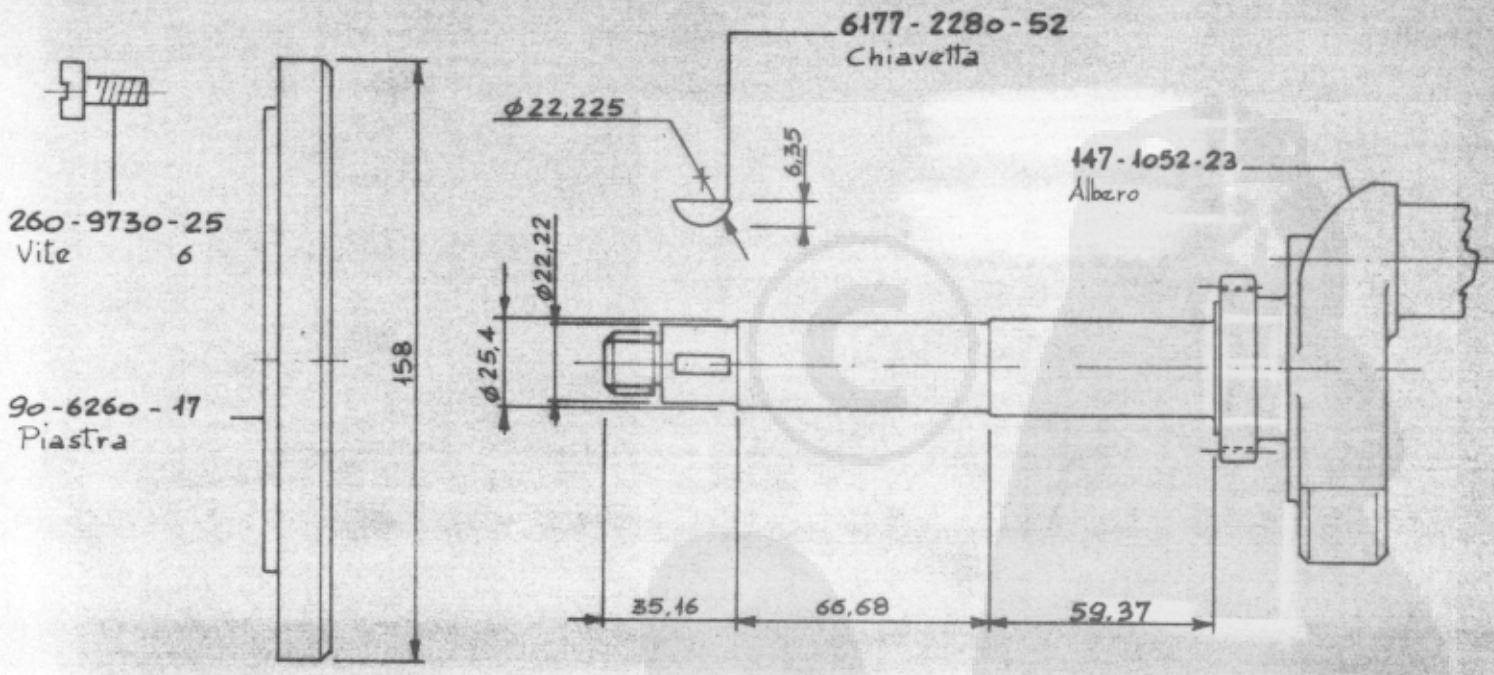
EXT. a3 B & S

MOTORE MOTEUR ENGINE	SERIE IM	COMPLESSIVO GROUPE ASSEMBLY	NON FORNITO SCIOLTO * NON LIVRE SEPAREMENT NOT SUPPLIED SEPARATELY	
PRESE DI MOTO	Prises de force	Power take-offs	K.9995-05	TAVOLA TABLE
			K.9993-99	DATA DATE
				01
				7-83





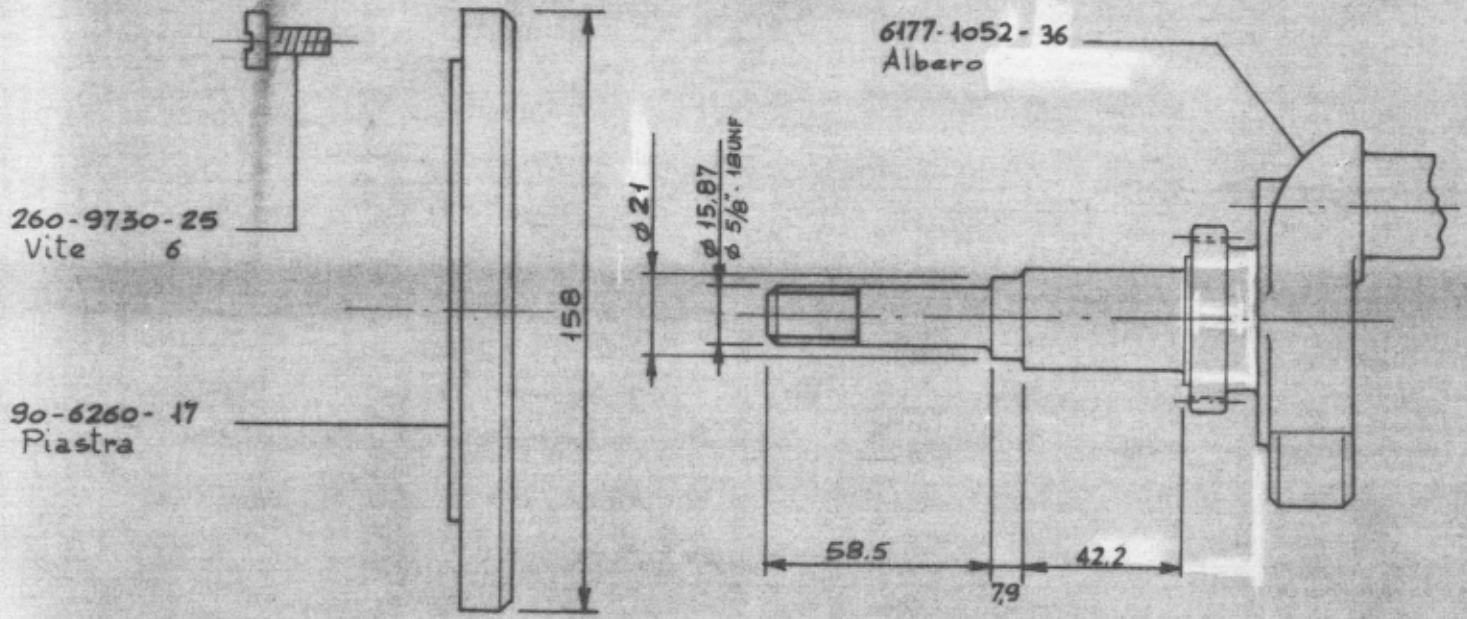
EXT. 9 SAE j 609a



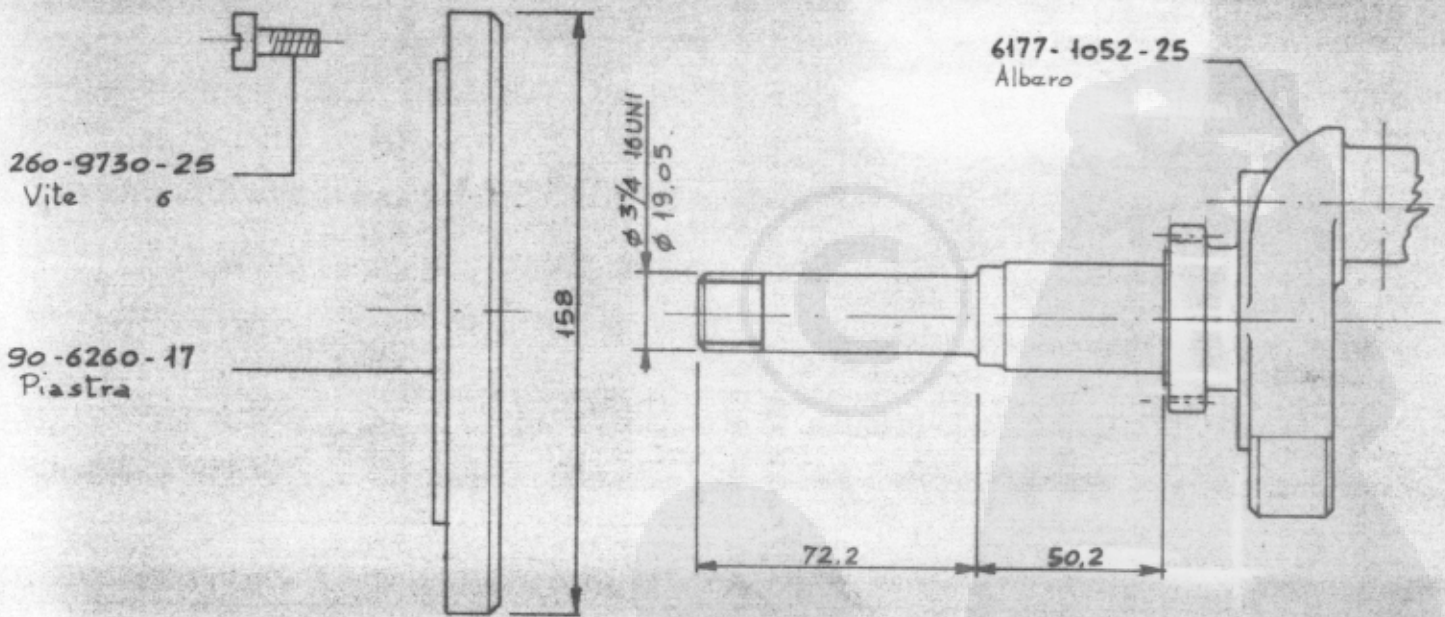
EXT. A3

MOTORE MOTEUR ENGINE	SERIE IM	COMPLESSIVO GROUPE ASSEMBLY	NON FORNITO SCIOLTO * NON LIVRE SEPAREMENT NOT SUPPLIED SEPARATELY	
PRESE DI MOTO	Prises de force	Power take-offs	K.9995-98	TAVOLA TABLE
			K.9993-97	DATA DATE
				02
				7 - 83



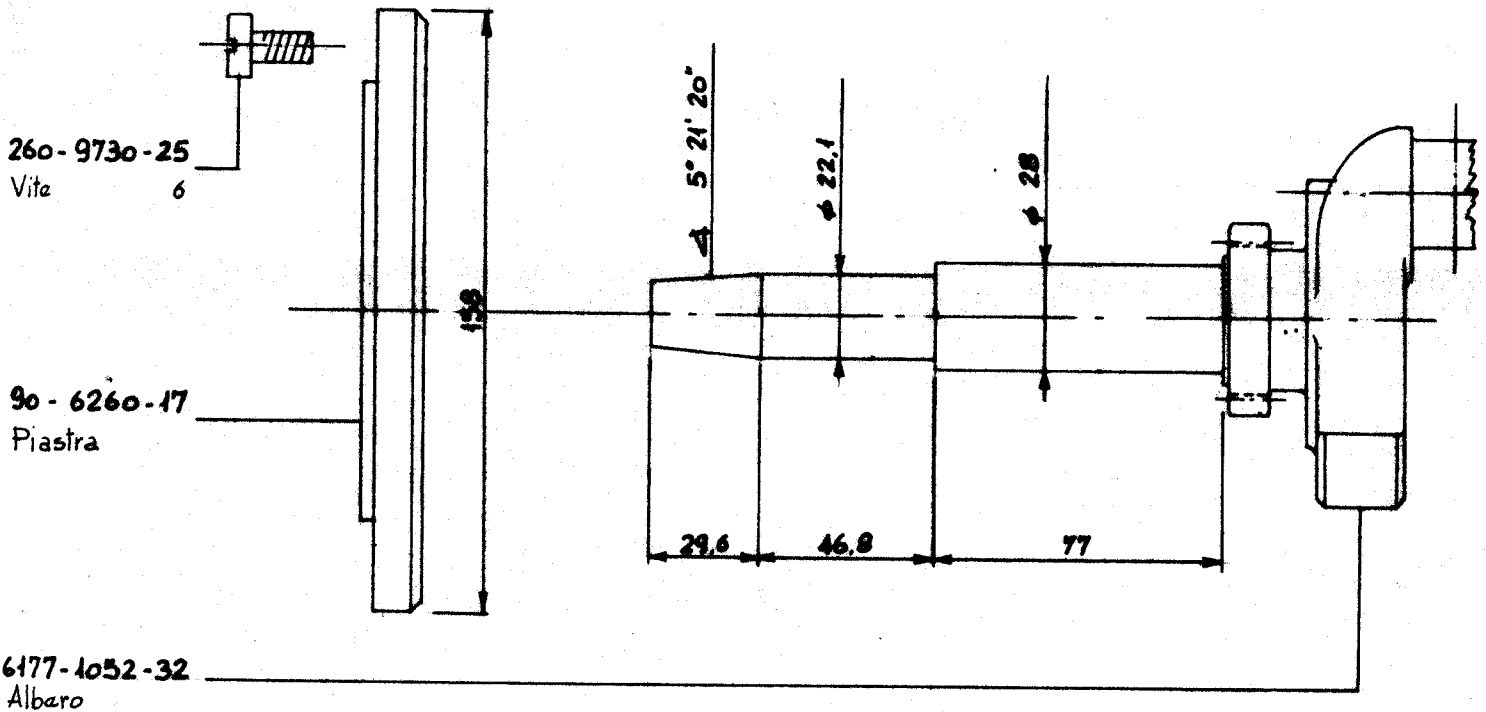


EXT. 7 SAE j 609a

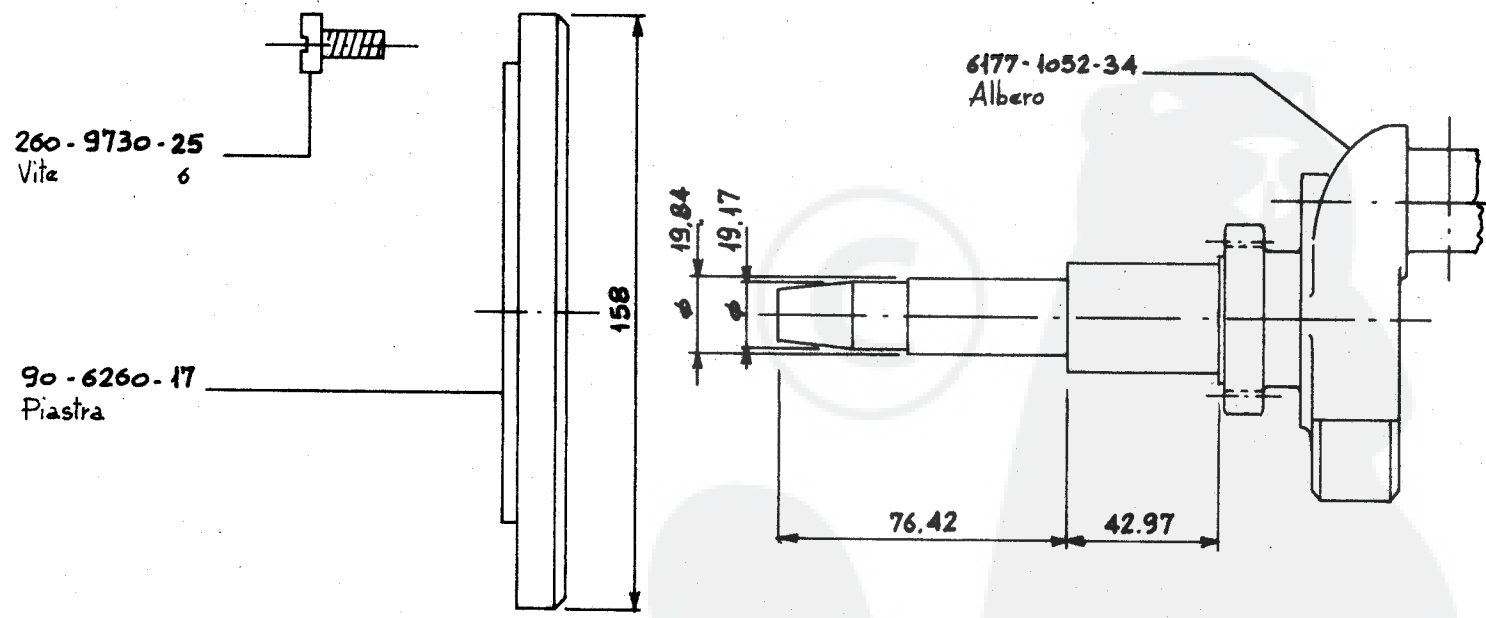


EXT. 8 A

MOTORE MOTEUR ENGINE	SERIE	IM	COMPLESSIVO GROUPE ASSEMBLY	NON FORNITO SCIOLTO * NON LIVRE SEPARMENT NOT SUPPLIED SEPARATELY
PRESE DI MOTO	Prises de force	Power take - offs	K.9995-29	TAVOLA TABLE
			K.9995-13	DATA DATE
				03
				7 - 83

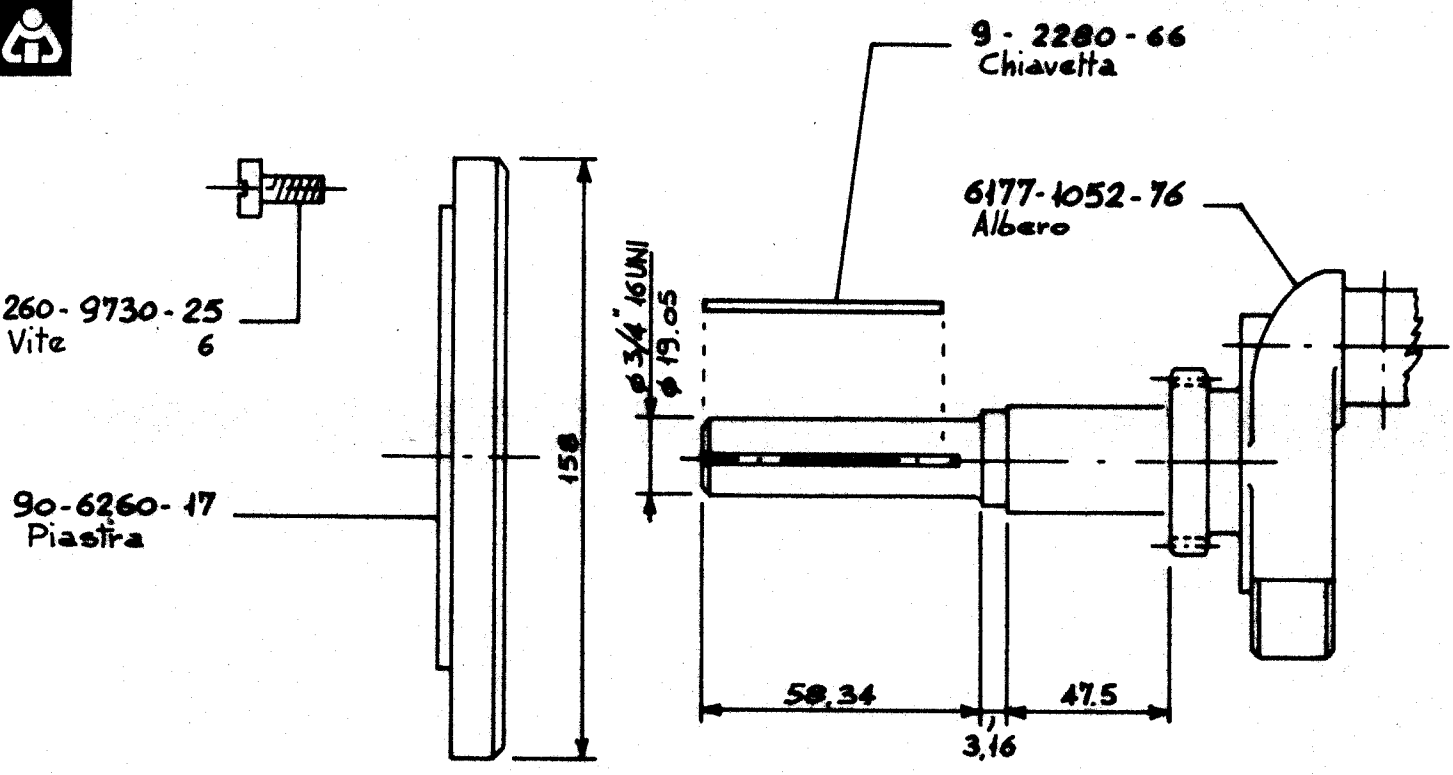


EXT. 4 B & S



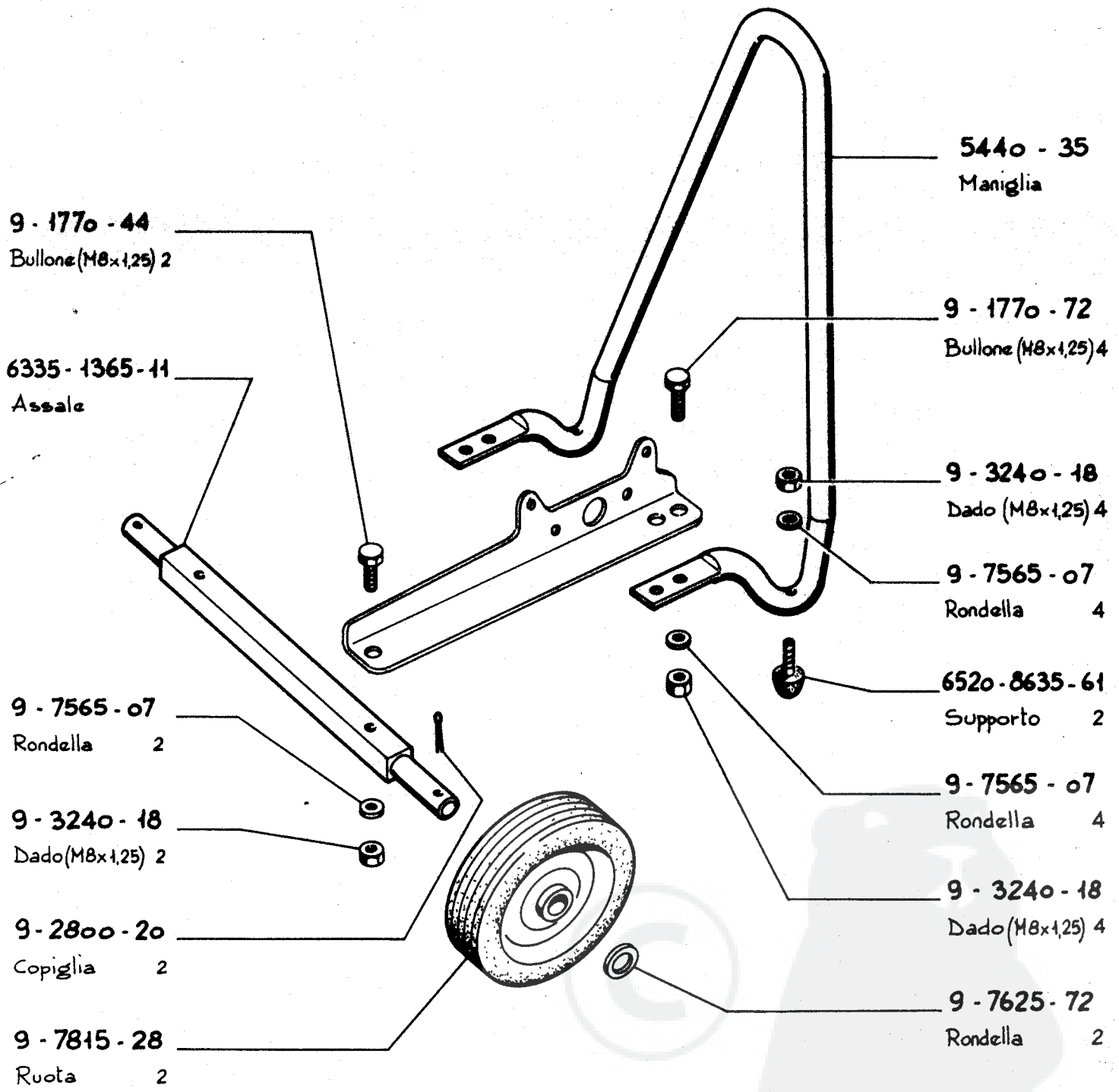
EXT. a4 B & S

MOTORE MOTEUR ENGINE	SERIE IM	COMPLESSIVO GROUPE ASSEMBLY	NON FORNITO SCIOLTO * NON LIVRE SEPARMENT NOT SUPPLIED SEPARATELY	
PRESE DI MOTO	Prises de force	Power Take Offs	K.9995-03	TAVOLA TABLE
			K.9995-06	DATA DATE
				0 4
				7-83



EXT. 3 SAE j609a

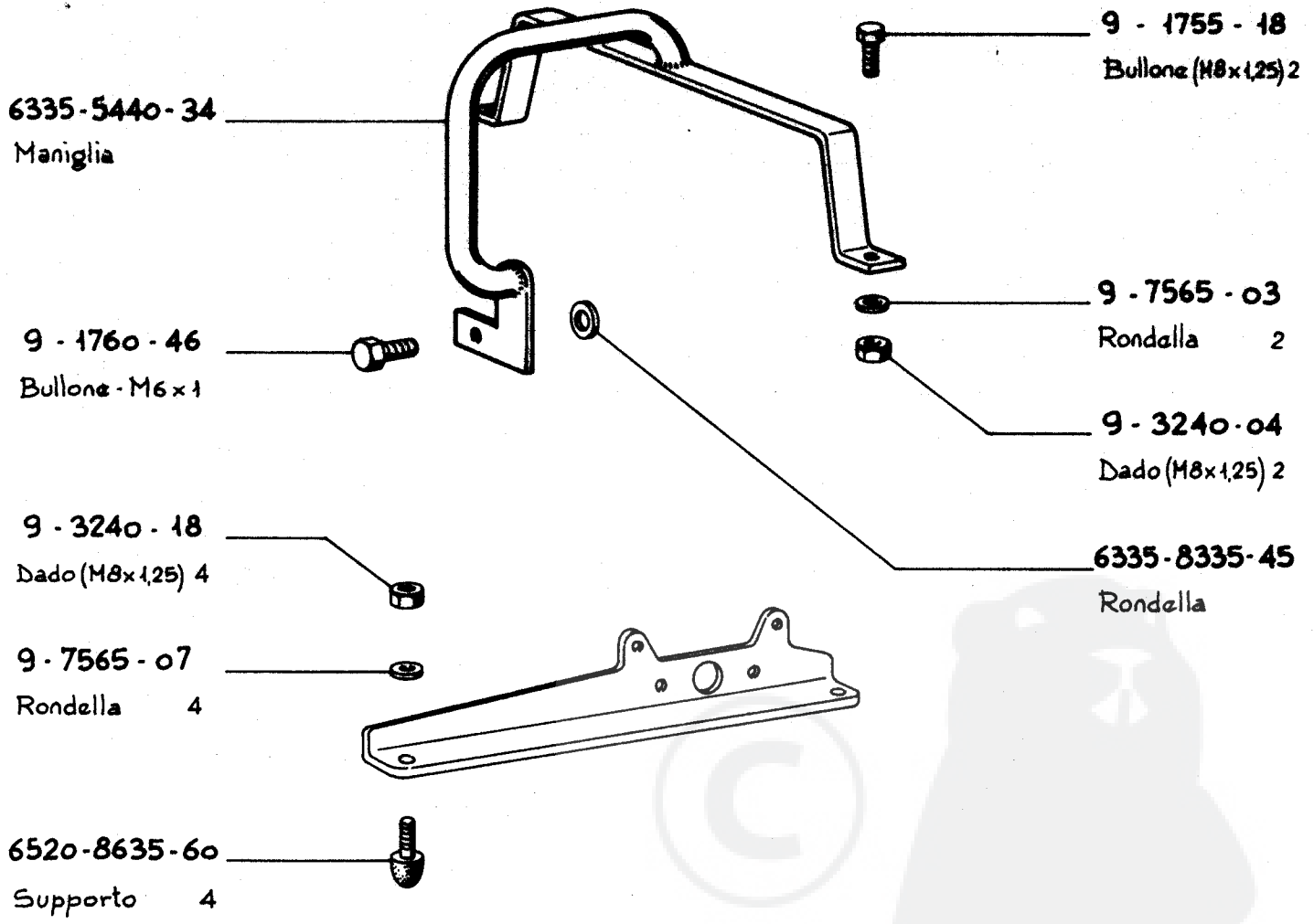
MOTORE MOTEUR ENGINE	SERIE IM	COMPLESSIVO GROUPE ASSEMBLY		NON FORNITO SCIOLTO * NON LIVRE SEPAREMENT NOT SUPPLIED SEPARATELY
PRESE DI MOTO	PRISES DE FORCE	POWER TAKE OFFS	K 9997-93	TAVOLA TABLE 05
				DATA DATE 7-83



**90 - 4896 - 08**  
Gruppo completo

MOTORE MOTEUR ENGINE	SERIE IM	COMPLESSIVO GROUPE ASSEMBLY	NON FORNITO SEGLTO * NON LIVRE SEPAREMENT NOT SUPPLIED SEPARATELY
RUOTE e TIMONE per MOTOPOMPA ROUES et TIMON pour MOTOPOMPE PUMPING UNIT WHEELS and BAR		K. 9977 - 32	TAVOLA TABLE
			06
			DATA DATE
			7 - 83

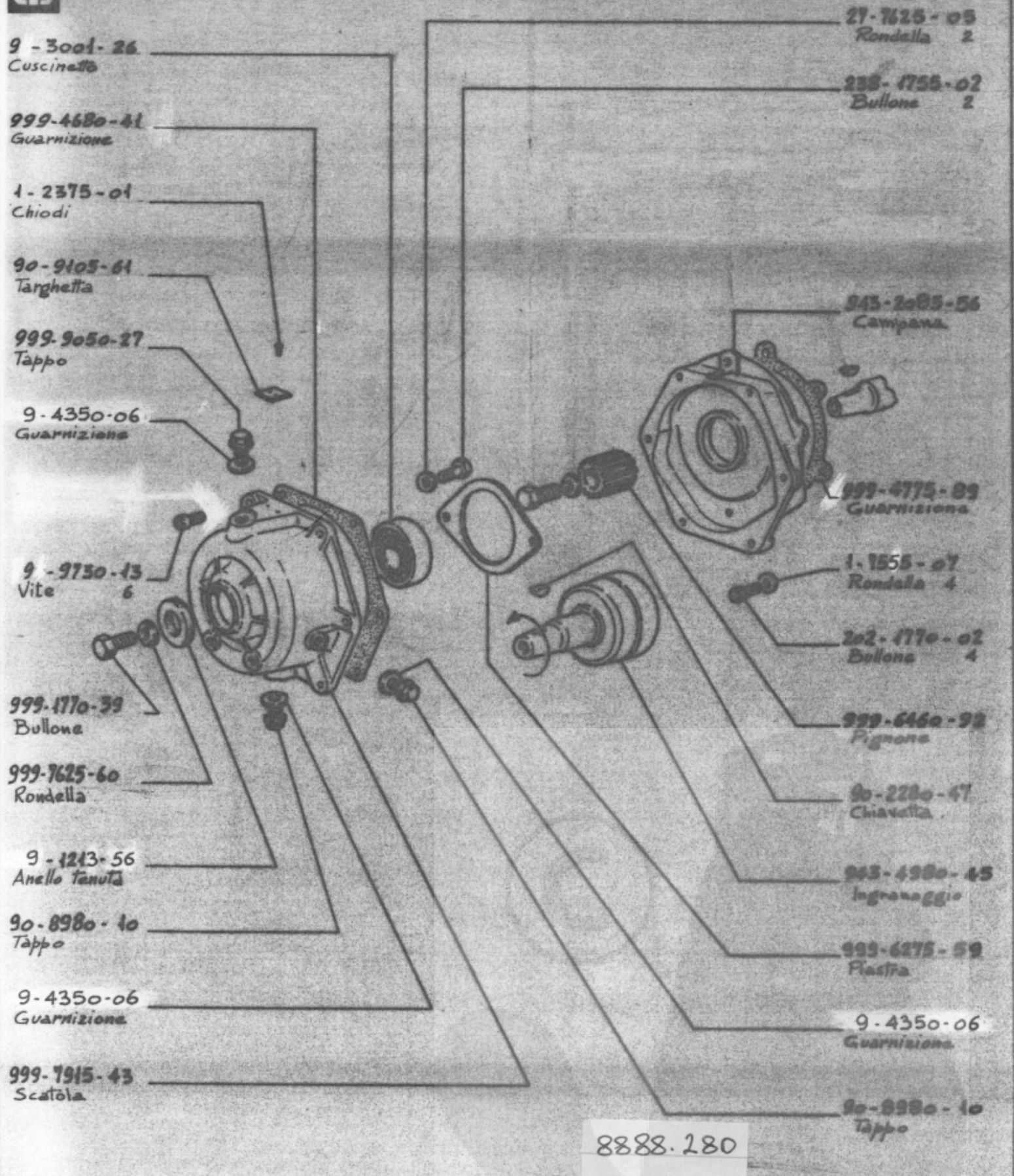




MOTORE MOTEUR ENGINE	SERIE	IM	COMPLESSIVO GROUPE ASSEMBLY	NON FORNITO SCOLTO * NON LIVRE SEPARMENT NOT SUPPLIED SEPARATELY
SUPPORTI E MANIGLIA MOTOPOMPA SUPPORTS ET GRIFFE MOTOPOMPE SOFT MOUNTS AND HANDLE				
				TAVOLA TABLE
				07
				DATA DATE
				7-83

K.9995-27





MOTORE MOTEUR ENGINE	SERIE 200 - IM	COMPLESSIVO GROUPE ASSEMBLY	7410-72	NON FORNITO SEOLTO * NON LIVRE SEPAREMENT NOT SUPPLIED SEPARATELY
Riduttore "A" R.1: 2 presa moto conica.	Reducter "A" R.1: 2 prise de f. conique	Reduction gear "A" R.1:2 conical, p.t.o.	K.9976-90	TAVOLA TABLE 08
				DATA DATE 7 - 83





999-6275-59  
Piastra

238-1755-02  
Bullone 2

27-7625-05  
Rondella 2

9-3001-26  
Cuscinetto

1-2375-01  
Chiodi 2

90-9105-61  
Targa

999-9050-27  
Tappo

9-4350-06  
Guarnizione

9-9730-13  
Vite 6

6177-4930-40  
Bullone

9-1213-56  
Anello paraolio

90-8980-10  
Tappo

9-4350-06  
Guarnizione

999-7915-43  
Scatola

999-6460-92  
Pignone

999-2085-56  
Campana

999-4775-89  
Guarnizione

9-7555-07  
Rondella 4

9-1770-02  
Bullone 4

943-4980-43  
Ingranaggio

6177-2280-50  
Chiavetta

90-8980-10  
Tappo

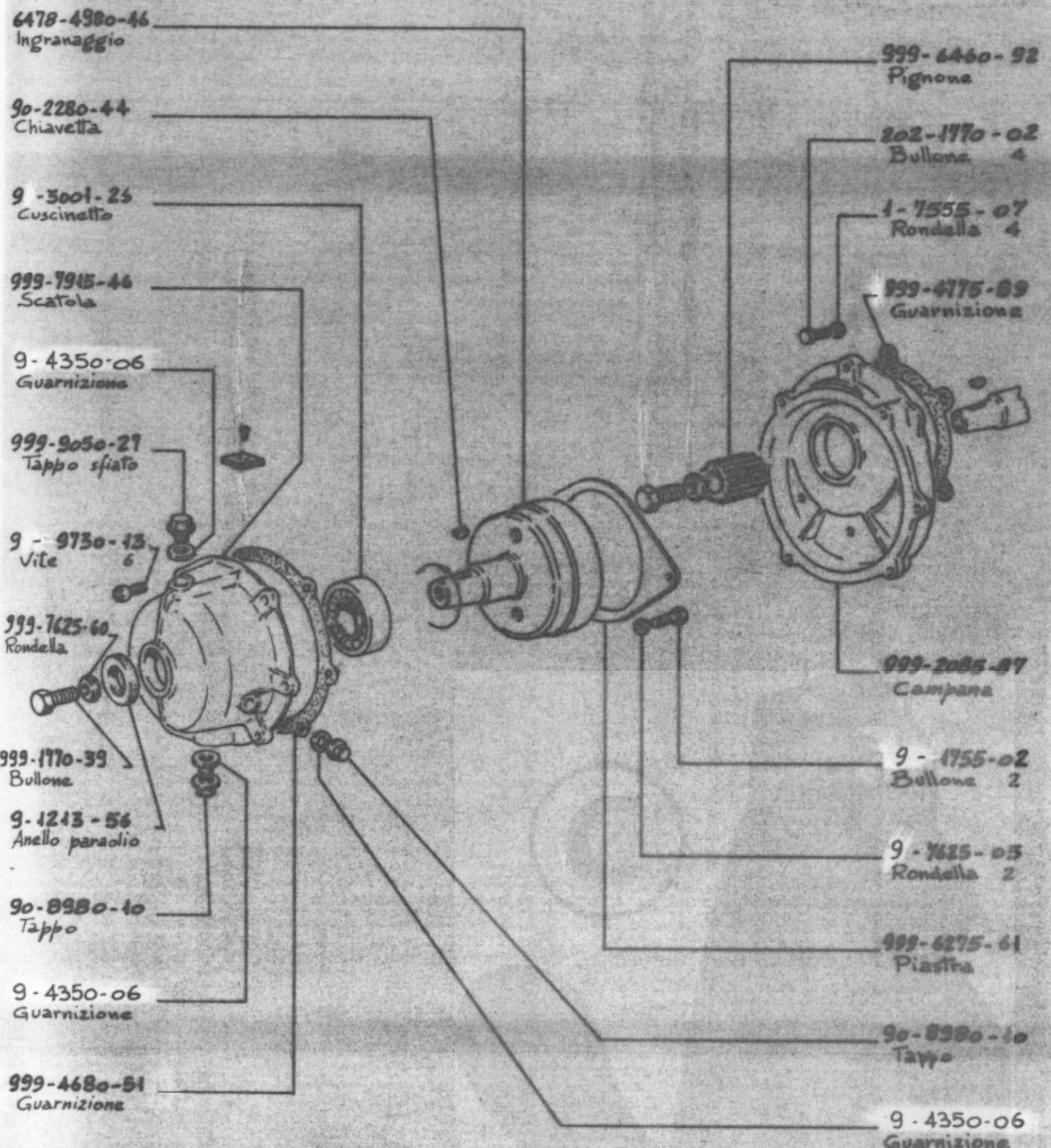
9-4350-06  
Guarnizione

999-4680-41  
Guarnizione

8888.231

MOTORE MOTEUR ENGINE	SERIE 200 - IM	COMPLESSIVO GROUPE ASSEMBLY	7410 - 49	NON FORNITO SCIOLTO * NON LIVRE SEPAREMENT NOT SUPPLIED SEPARATELY
riduttore "A" R.1:2	Reducteur "A" R.1:2	Reduction gear	K.9976-91	TAVOLA TABLE
presa moto cilindrica	prise de f. cylindr.	"A" R.1:2 cylind. p.to.		09
				DATA DATE
				7-83

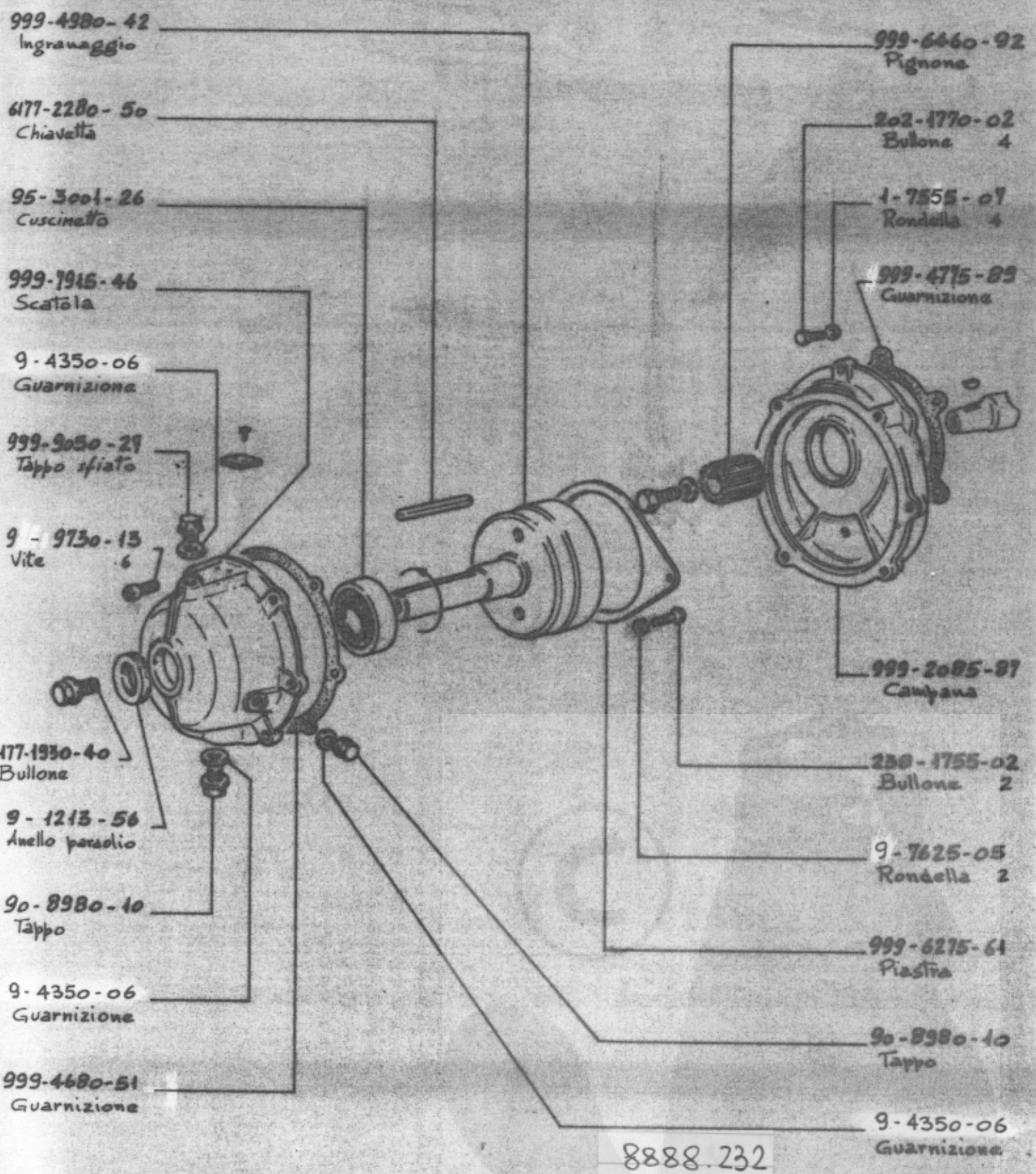




MOTORE MOTEUR ENGINE	SERIE 200 - IM	COMPLESSIVO GROUPE ASSEMBLY	7410 - 73	NON FORNITO SOLTTO * NON LIVRE SEPAREMENT NOT SUPPLIED SEPARATELY
Riduttore "A" R.1:3 presa moto conica.	Reducteur "A" R.1:3 prise de f. conique	Reduction gear "A" R.1:3 conical p.l.o.	K9976-89	TAVOLA TABLE
				DATA DATE
				7 - 83

010

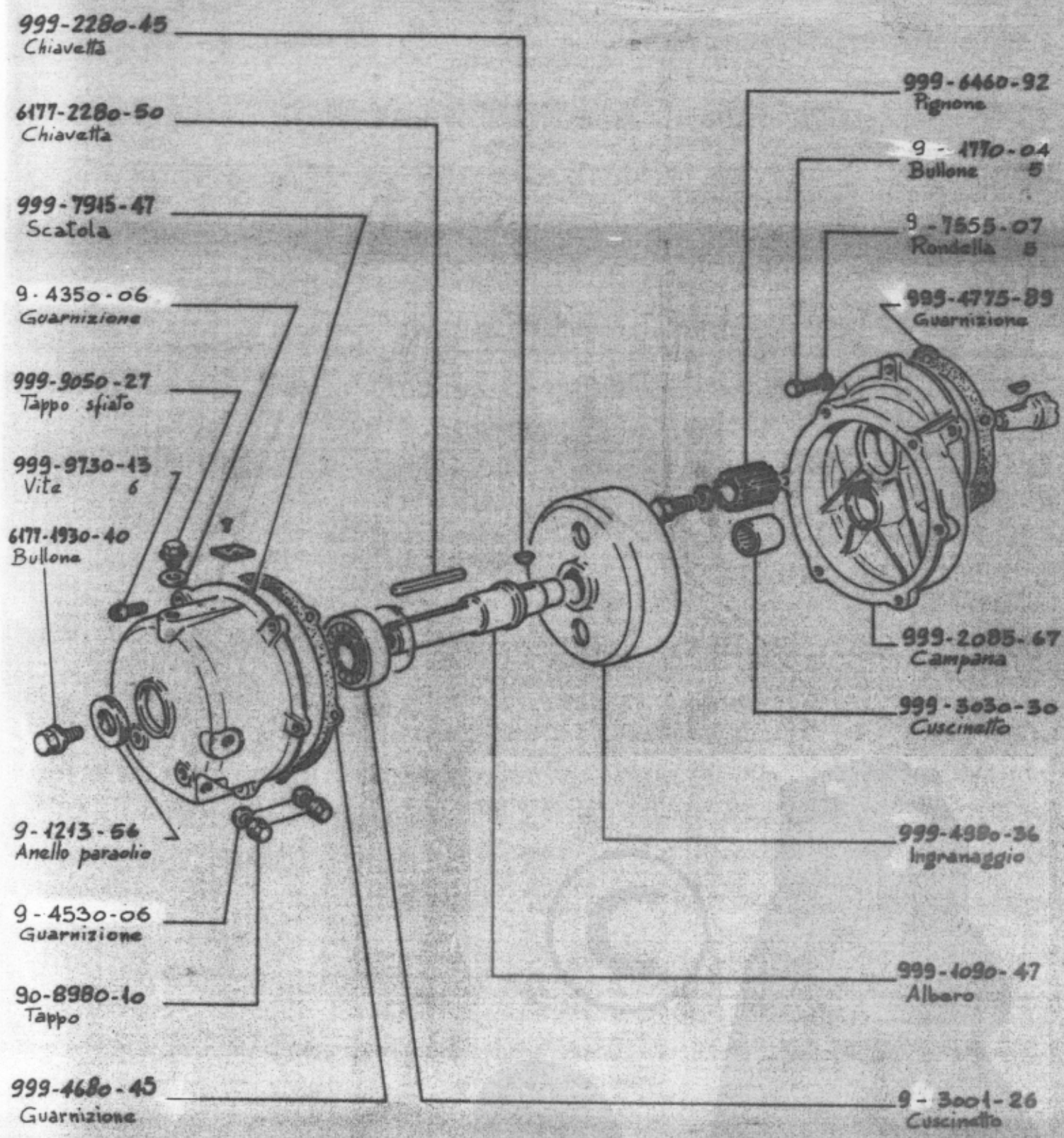




8888.232

MOTORE MOTEUR ENGINE	SERIE 200 - IM	COMPLESSIVO GROUPE ASSEMBLY	7410-51	NON FORNITO SCOLTO * NON LIVRE SEPAREMENT NOT SUPPLIED SEPARATELY
Riduttore "A" R.1:3 prise moto cilindrica.	Reducteur "A" R.1:3 prise de f. cylindr.	Reduction gear "A" R.1:3 cylind. p.t.o.	K.9976-92	TAVOLA TABLE
				011
				DATA DATE
				7-83



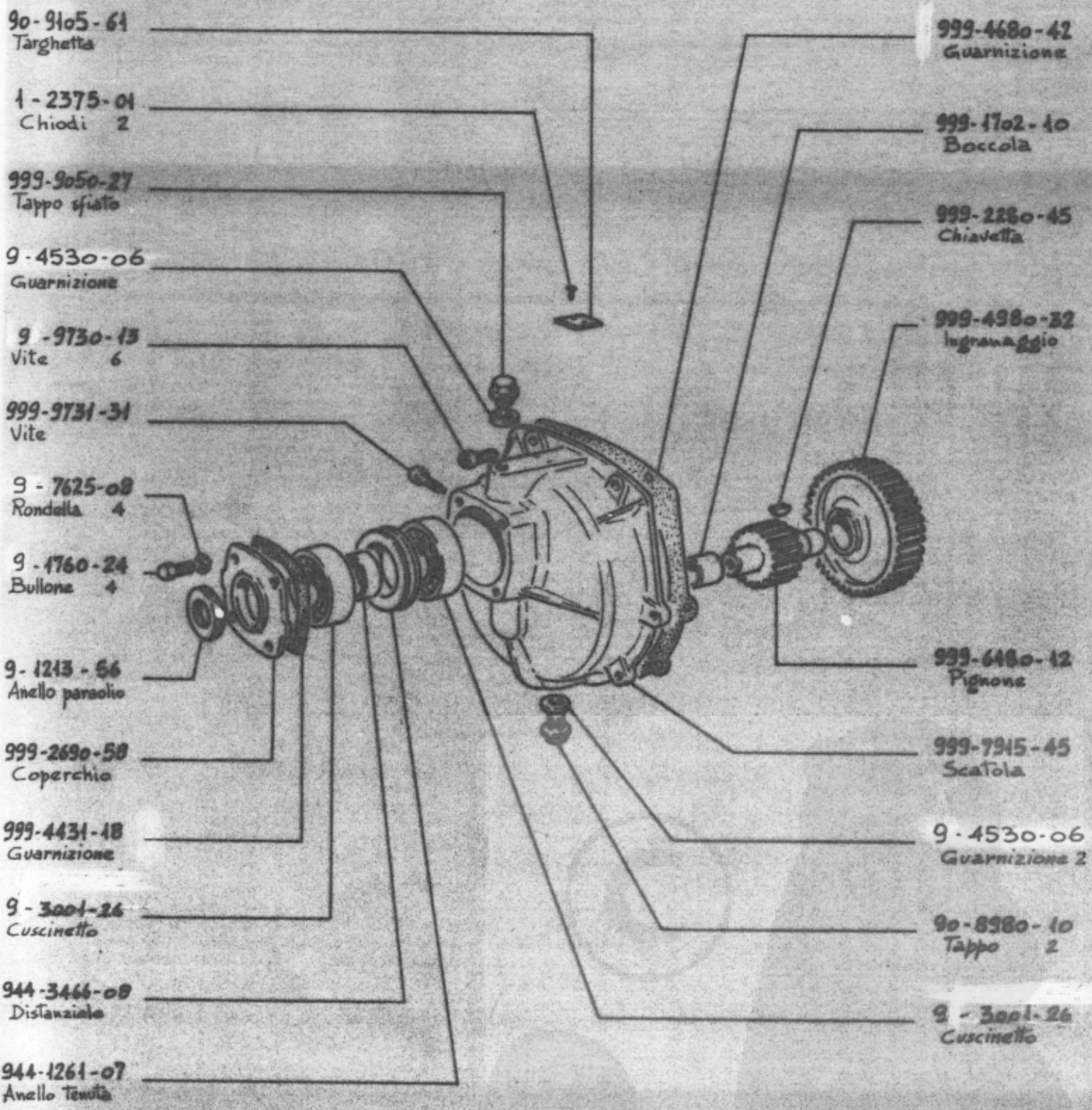


MOTORE MOTEUR ENGINE	SERIE 200 - IM	COMPLESSIVO GROUPE ASSEMBLY	7410 - 55	NON FORNITO SCIOLTO * NON LIVRE SEPARMENT NOT SUPPLIED SEPARATELY
Riduttore "A" R.1:4 prise moto cilindrica	Reducteur "A" R.1:4 prise de f. cylindr.	Reduction gear "A" R.1:4 cylindr. p.t.o.	K.9976-93	TAVOLA TABLE
				DATA DATE

012

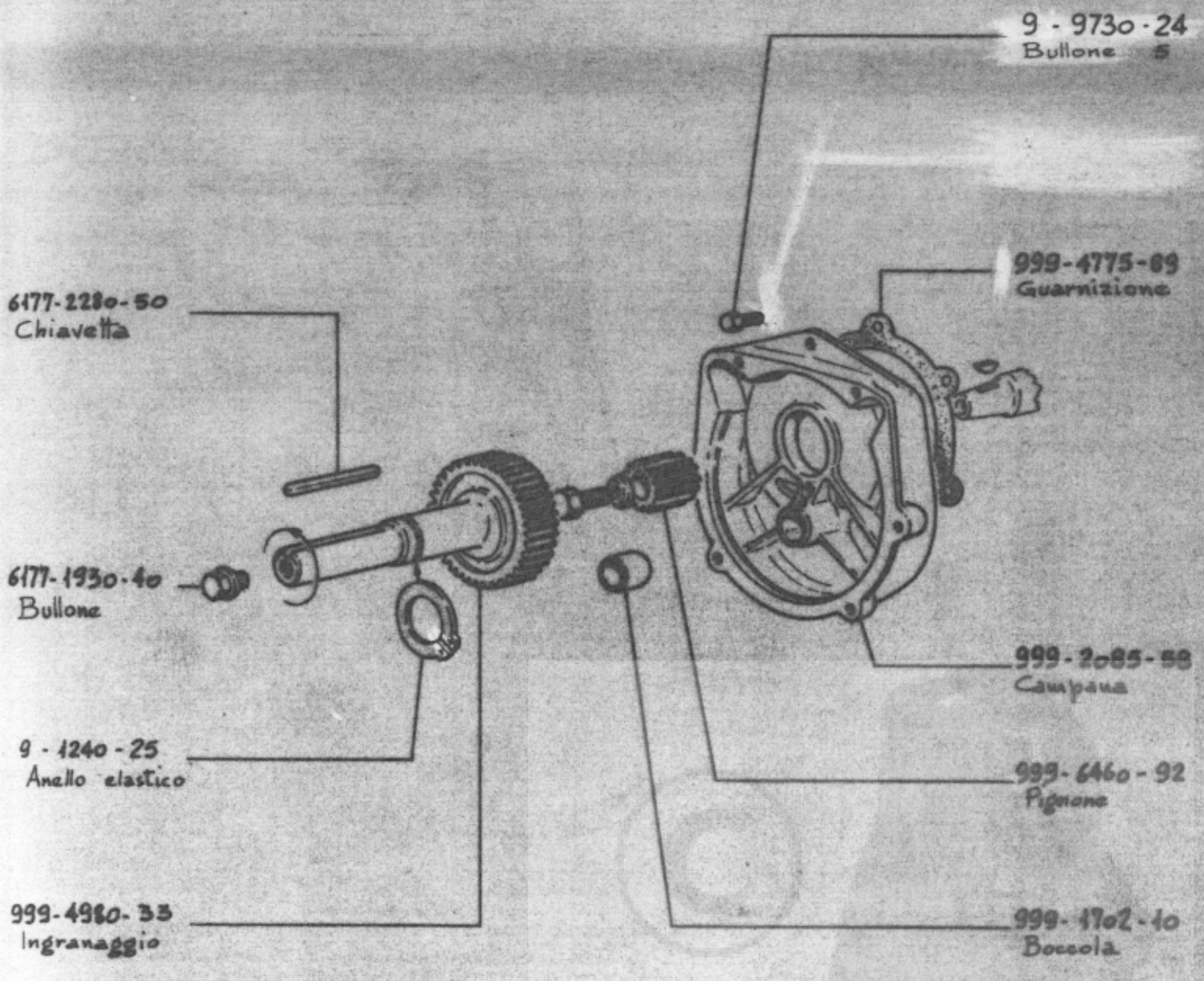
7 - 83





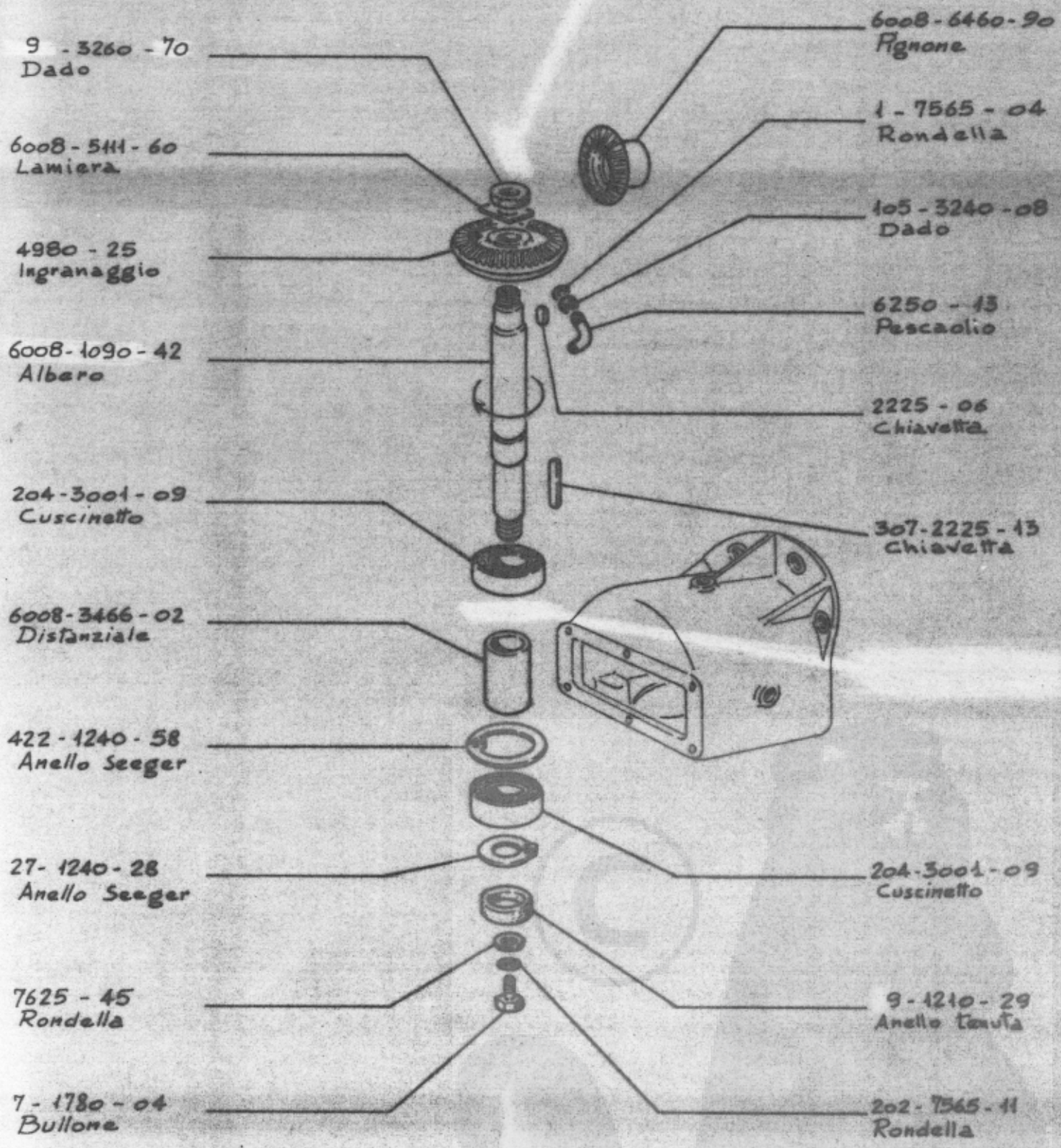
MOTORE MOTEUR ENGINE	SERIE 200 - IM	COMPLESSIVO GROUPE ASSEMBLY	7410 - 50	NON FORNITO SCIOLTO * NON LIVRE SEPAREMENT NOT SUPPLIED SEPARATELY	
Riduttore "A" R.1:6	Reducteur "A" R.1:6	Reduction gear	K.9976-94	TAVOLA TABLE	013a
presa moto cilindrica.	prise de f. cylindr.	"A" R.1:6 cylind. p.t.o.		DATA DATE	7 - 83





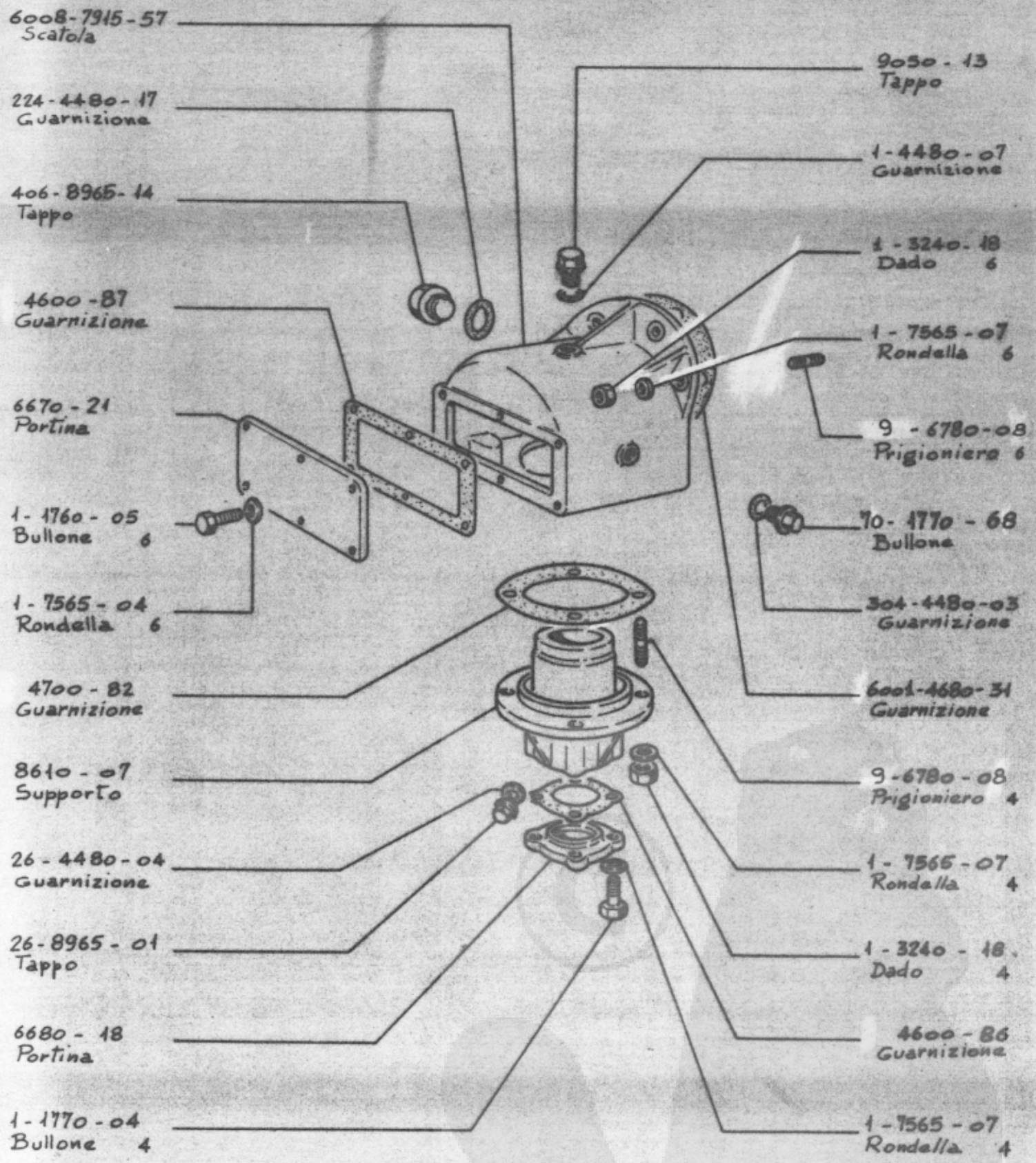
MOTORE MOTEUR ENGINE	SERIE 200 - IM.	COMPLESSIVO GROUPE ASSEMBLY	7410-50	NON FORNITO SCIOLTO * NON LIVRE SEPAREMENT NOT SUPPLIED SEPARATELY
Riduttore "A" R.1 : 6 presa moto cilindrica	Reducteur "A" R.1 : 6 prise de f. cylindr.	Reduction gear "A" R.1:6 cylind. pto.	K9976-94	TAVOLA TABLE
				DATA DATE
				0136 7 - 83





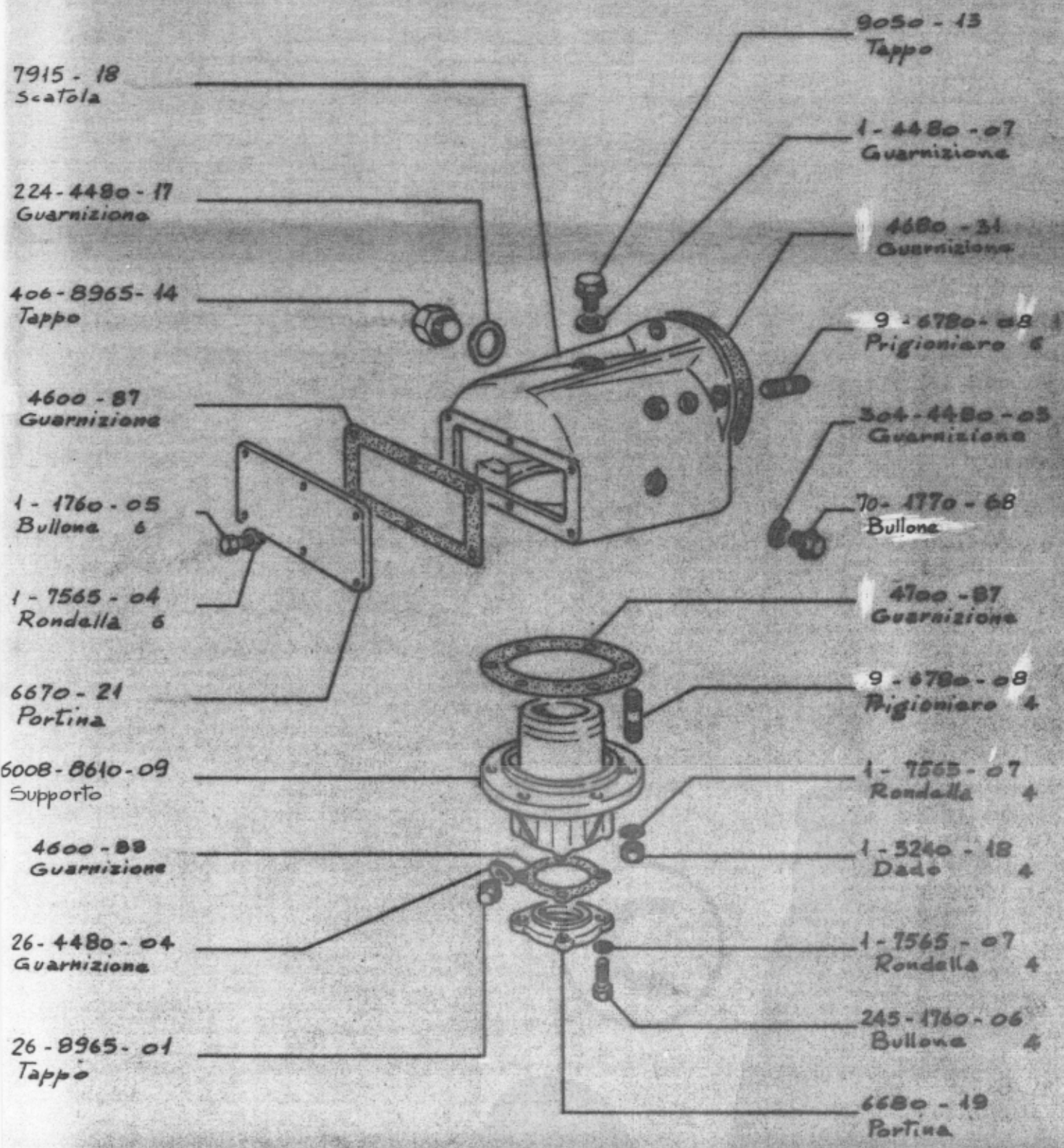
MOTORE MOTEUR ENGINE	SERIE 200 - IM	COMPLESSIVO GROUPE ASSEMBLY	7450 - 14	NON FORNITO SCIOLTO * NON LIVRE SEPAREMENT NOT SUPPLIED SEPARATELY
Riduttore a squadra "A" - R. 1:2	Reducteur à équerre "A" - R. 1:2	Angle reduction "A" - R. 1:2	K9978-38	TAVOLA TABLE E 1a
				DATA DATE 7 - 83





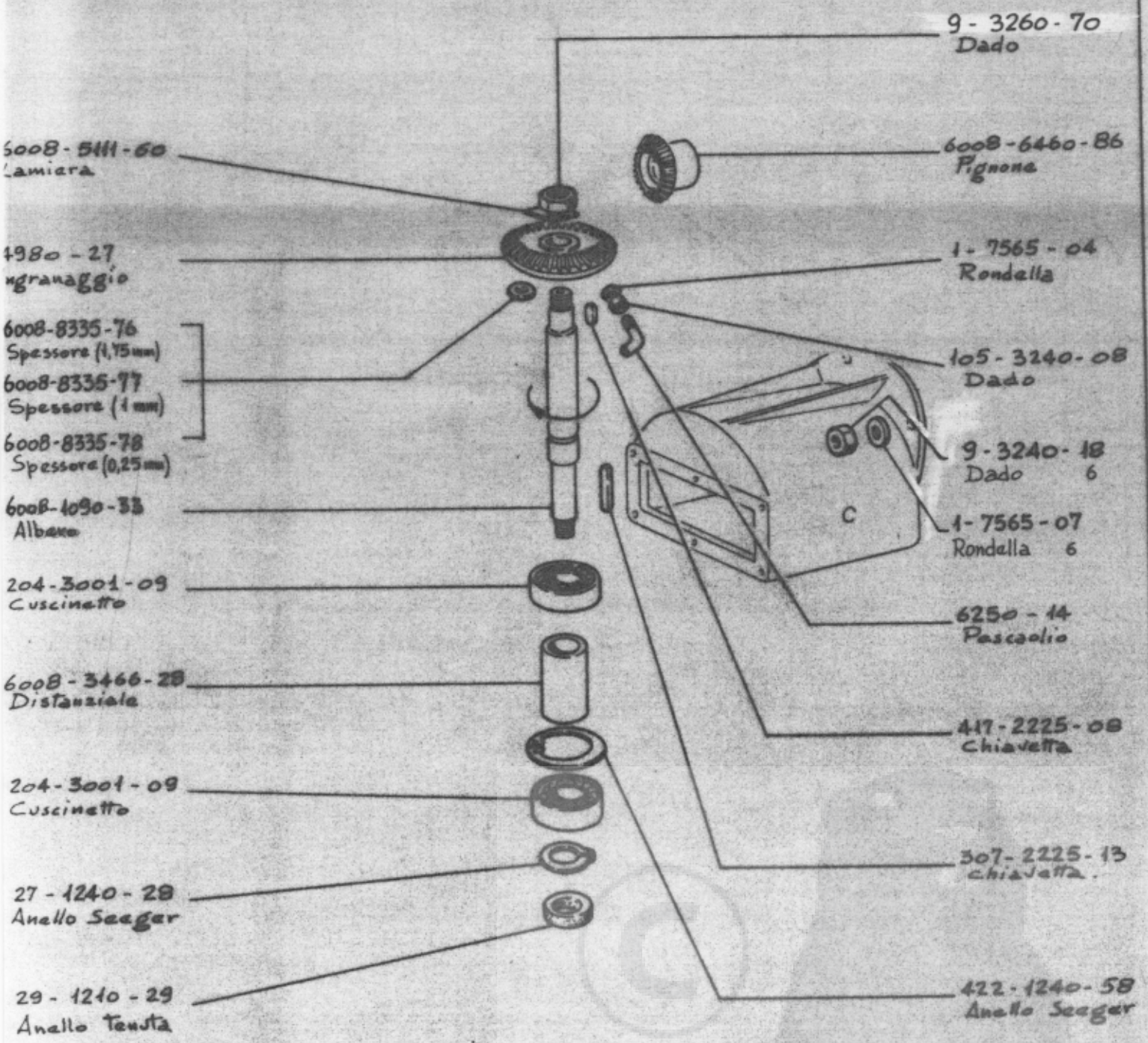
MOTORE MOTEUR ENGINE	SERIE 200 - IM	COMPLESSIVO GROUPE ASSEMBLY	7450 - 14	NON FORNITO SCIOLTO * NON LIVRE SEPAREMENT NOT SUPPLIED SEPARATELY
Riduttore a squadra "A" - R. 1 : 2	Reducteur à équerre "A" - R. 1 : 2	Angle reduction gear "A" - R. 1 : 2	K 9978-38	TAVOLA TABLE E1b
				DATA DATE 7-83





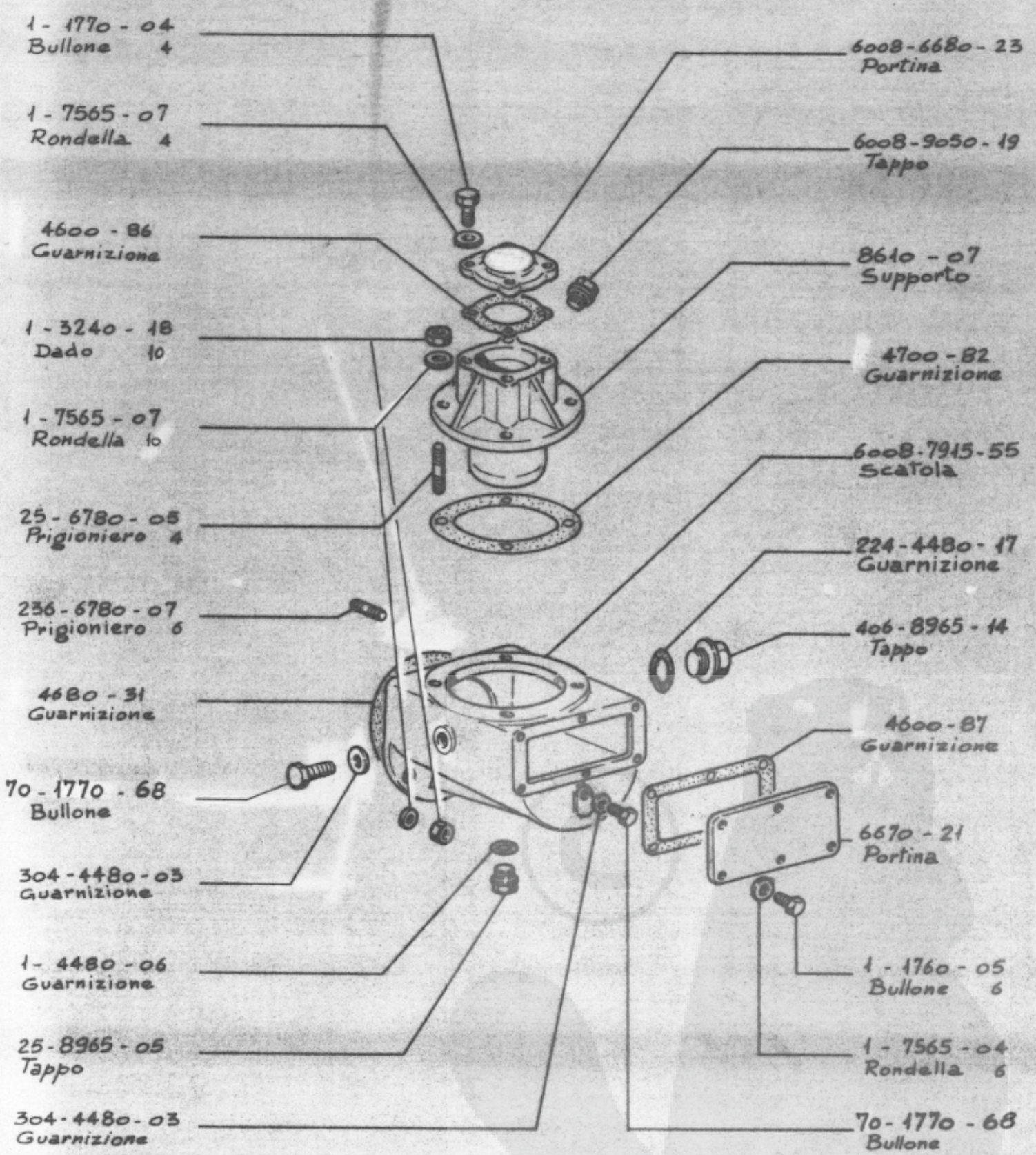
MOTORE MOTEUR ENGINE	SERIE 200 - IM	COMPLESSIVO GROUPE ASSEMBLY	7450 - 16	NON FORNITO SEOLTO * NON LIVRE SEPAREMENT NOT SUPPLIED SEPARATELY
riduttore a squadra "A" - R. 1 : 3 .	Reducteur à équerre "A" R. 1:3	Angle reduction gear "A" - R. 1:3	K. 9977-62	TAVOLA TABLE E2a
				DATA DATE 7 - 83





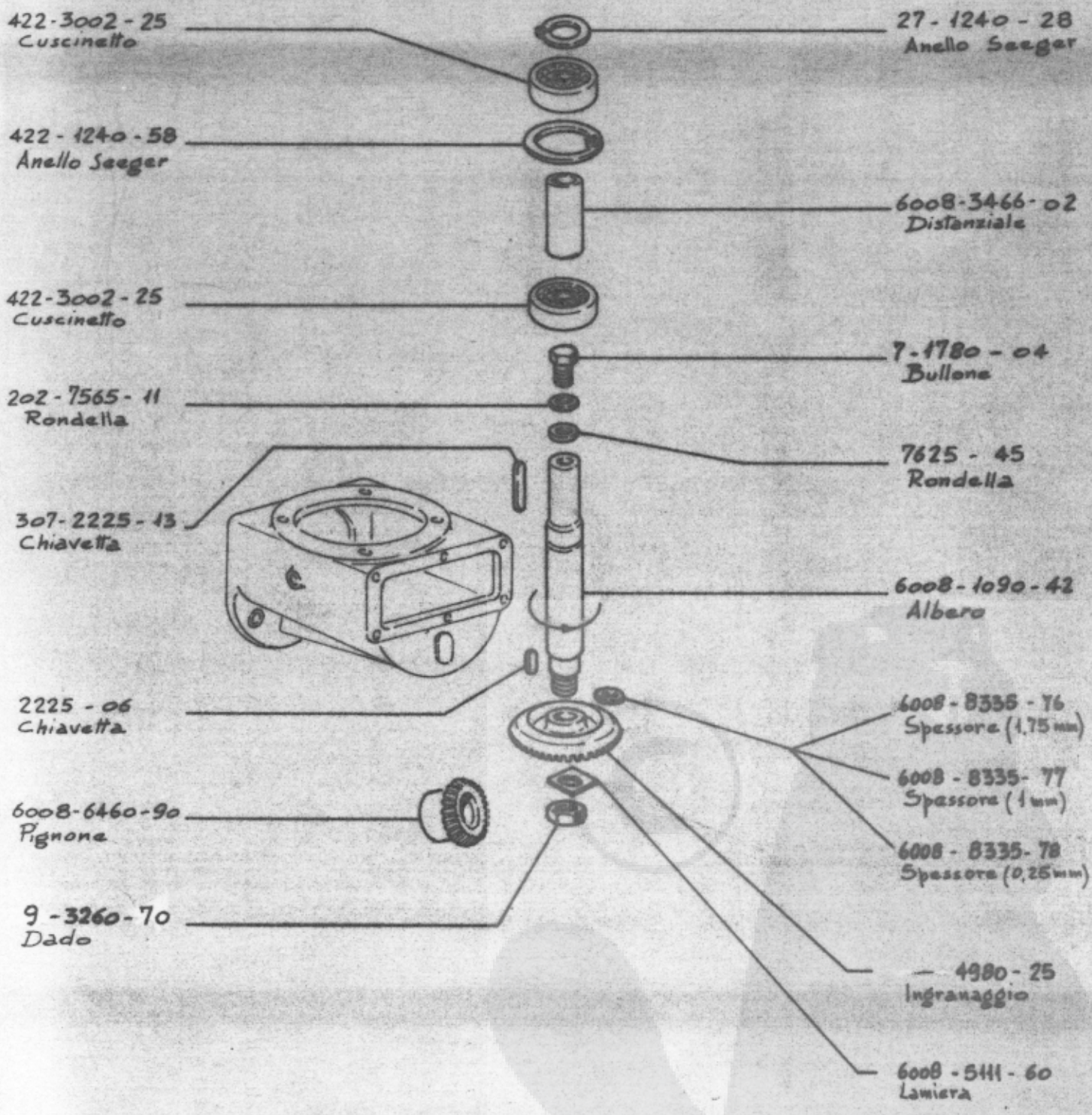
MOTORE MOTEUR ENGINE	SERIE 200 - IM	COMPLESSIVO GROUPE ASSEMBLY	7450 - 16	NON FORNITO SEOLTO * NON LIVRE SEPARMENT NOT SUPPLIED SEPARATELY
Riduttore a squadra "A" - R. 1:3	Reducteur à équerre "A" - R. 1:3	Angle reduction gear "A" - R. 1:3	K. 9977-62	TAVOLA TABLE E26
				DATA DATE 7-83





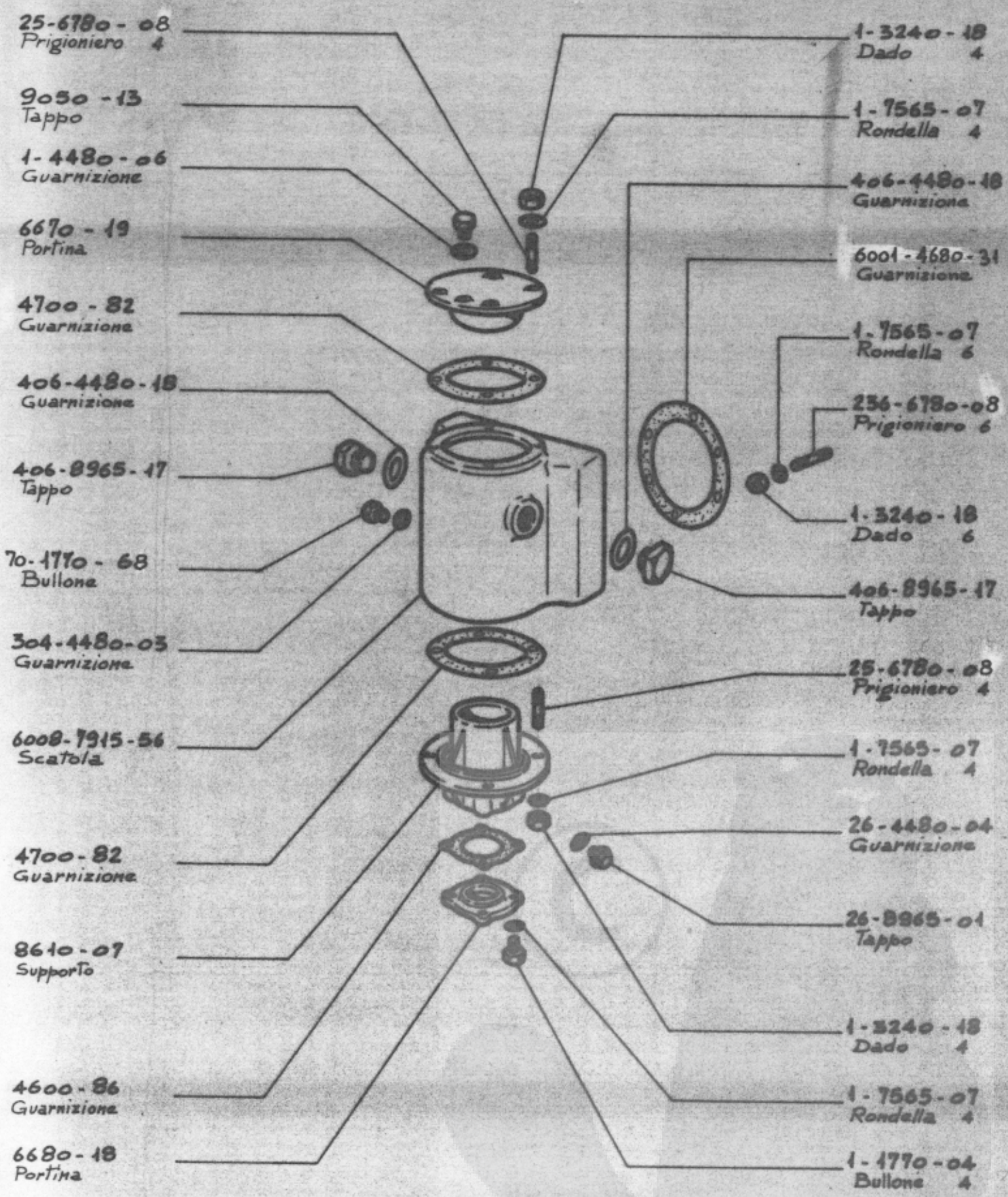
MOTORE MOTEUR ENGINE	SERIE 200 - IM	COMPLESSIVO GROUPE ASSEMBLY	7450 - 12	NON FORNITO SCIOLTO * NON LIVRE SEPARMENT NOT SUPPLIED SEPARATELY
Riduttore a squadra "A" R.1: 2-p.m.in alto.	Reducteur à équerre "A" R.1: 2-p.d.f. en haut	Angle reduction gear "A" R.1: 2 - vert. upwards p.t.o.	K 9978 - 32	TAVOLA TABLE E 3a
				DATA DATE 7 - 83





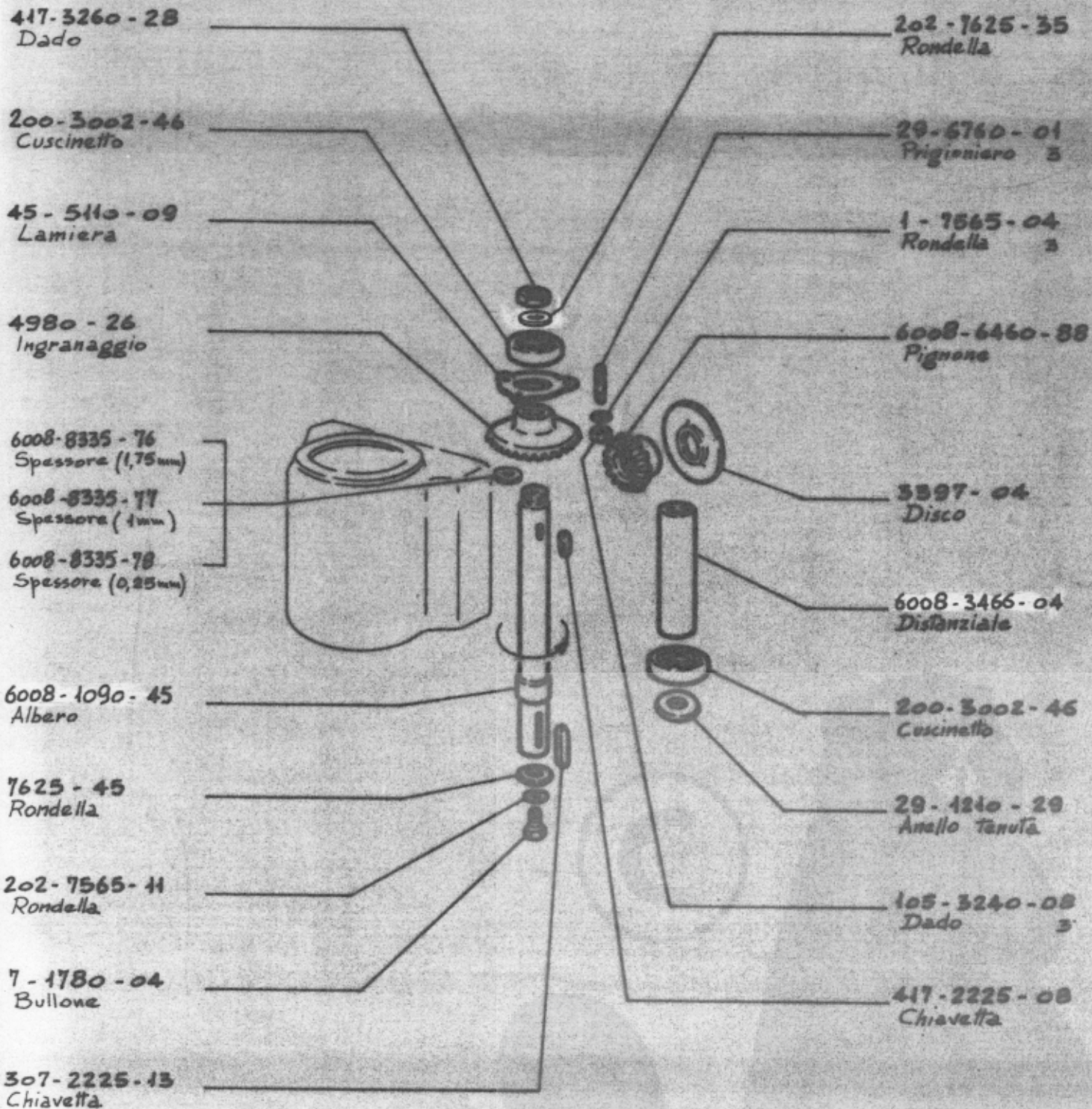
MOTORE MOTEUR ENGINE	SERIE 200 - IM	COMPLESSIVO GROUPE ASSEMBLY	7450-12	NON FORNITO SCIOLTO * NON LIVRE SEPARMENT NOT SUPPLIED SEPARATELY
Riduttore a squadra A" - R. 1: 2-p.m. in alto.	Reducteur à équerre "A" - R. 1: 2-p.d.f. en haut	Angle reduction gear "A" - R. 1: 2-vert. upwards p.t.o.	K.9978-32	TAVOLA TABLE E36 DATA DATE 7 - 83





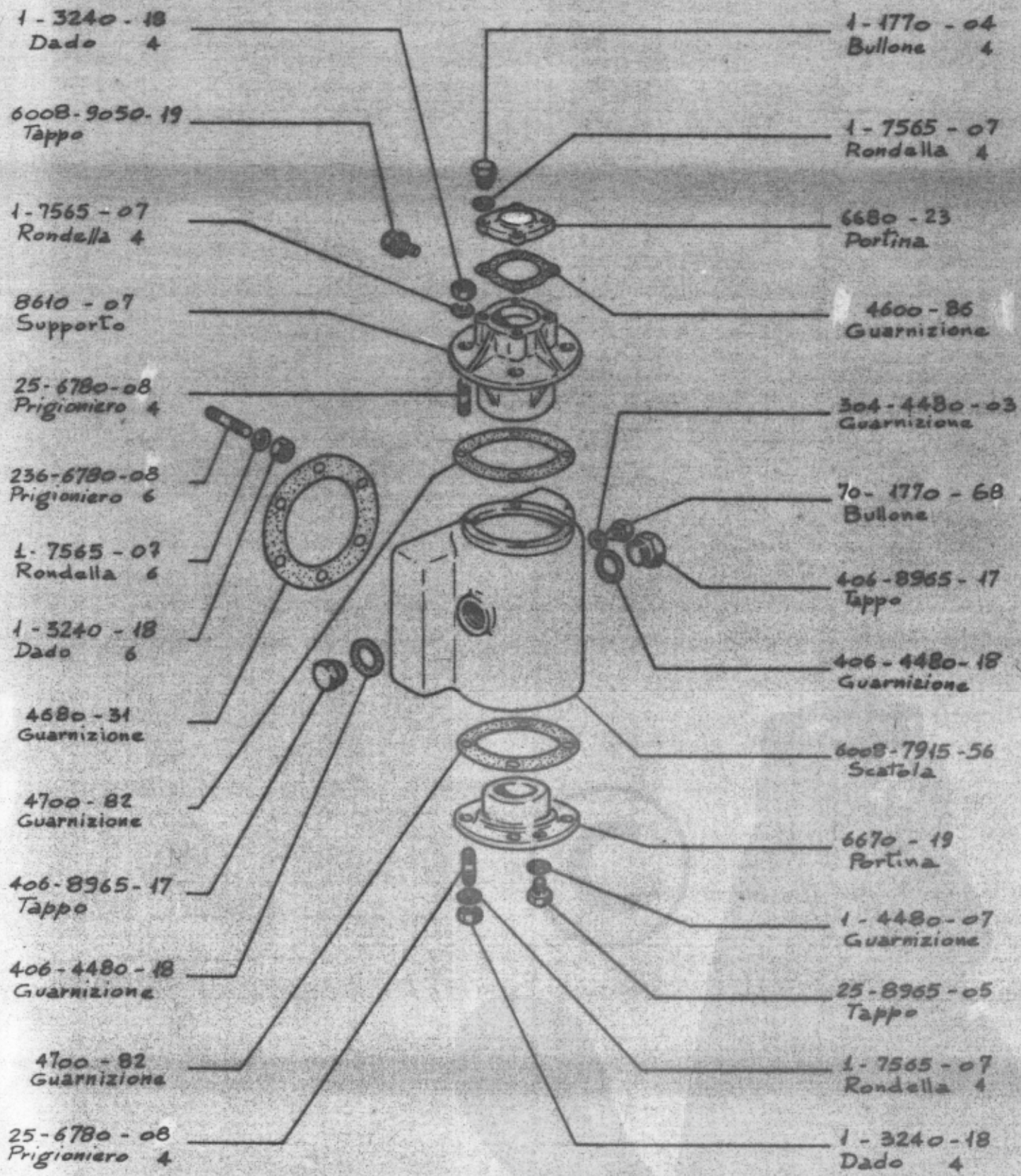
MOTORE MOTEUR ENGINE	SERIE 200 - IM	COMPLESSIVO GROUPE ASSEMBLY	7450 - 13	NON FORNITO SCIOLTO * NON LIVRE SEPARMENT NOT SUPPLIED SEPARATELY
Riduttore a squadra "C" - R. 1:2	Reducteur à équerre "C" - R. 1:2	Angle reduction gear "C" - R. 1:2	K.9977-91	TAVOLA TABLE E4a
				DATA DATE 7-83





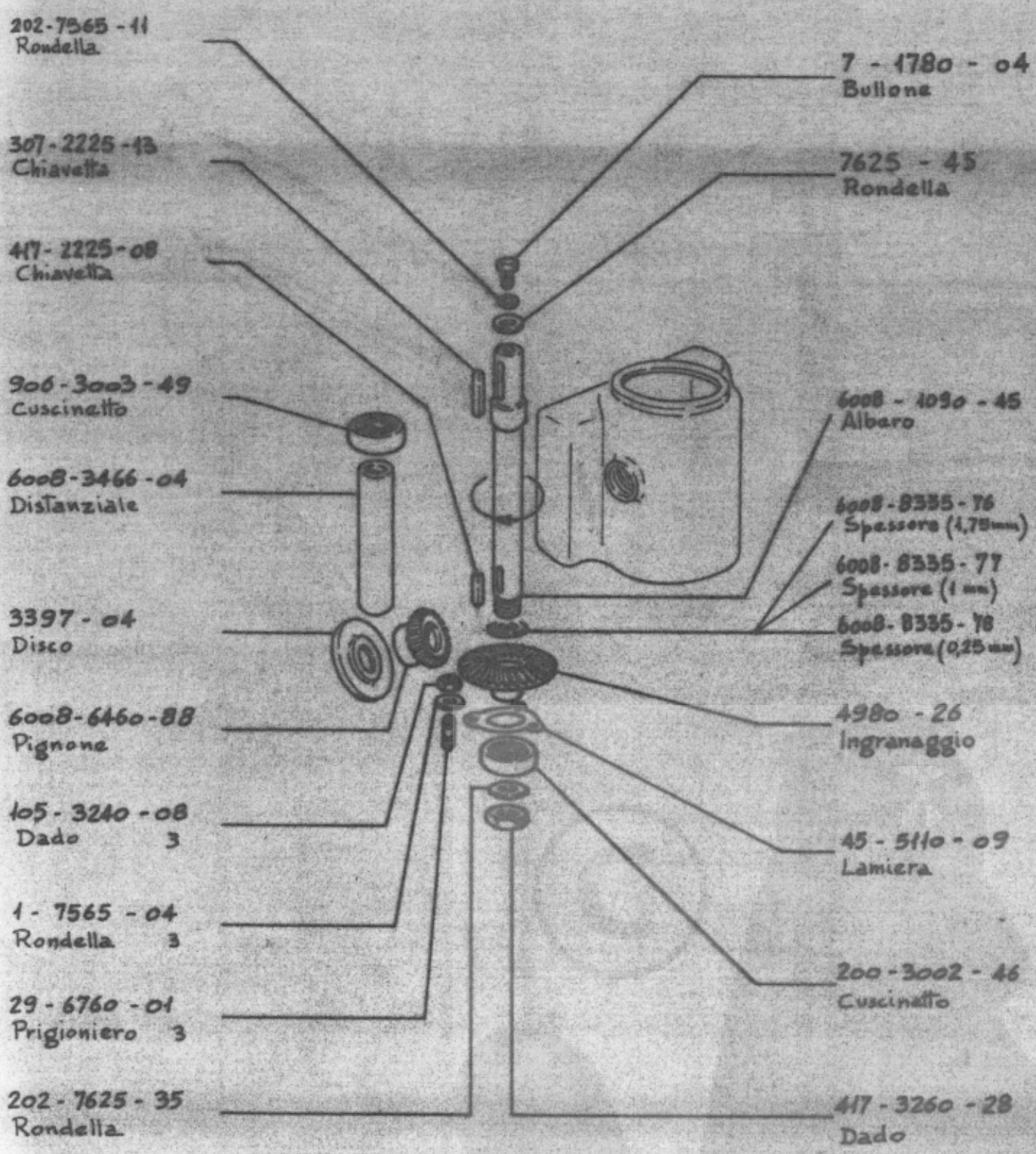
MOTORE MOTEUR ENGINE	SERIE 200 - IM	COMPLESSIVO GROUPE ASSEMBLY	7450 - 13	NON FORNITO SGIOLTO * NON LIVRE SEPAREMENT NOT SUPPLIED SEPARATELY
riduttore a squadra	Reducteur à équerre	Angle reduction gear	K.9977-91	TAVOLA TABLE
"C" - R. 1:2.	"C" - R. 1:2	"C" - R. 1:2		DATA DATE
				E 46
				7-83



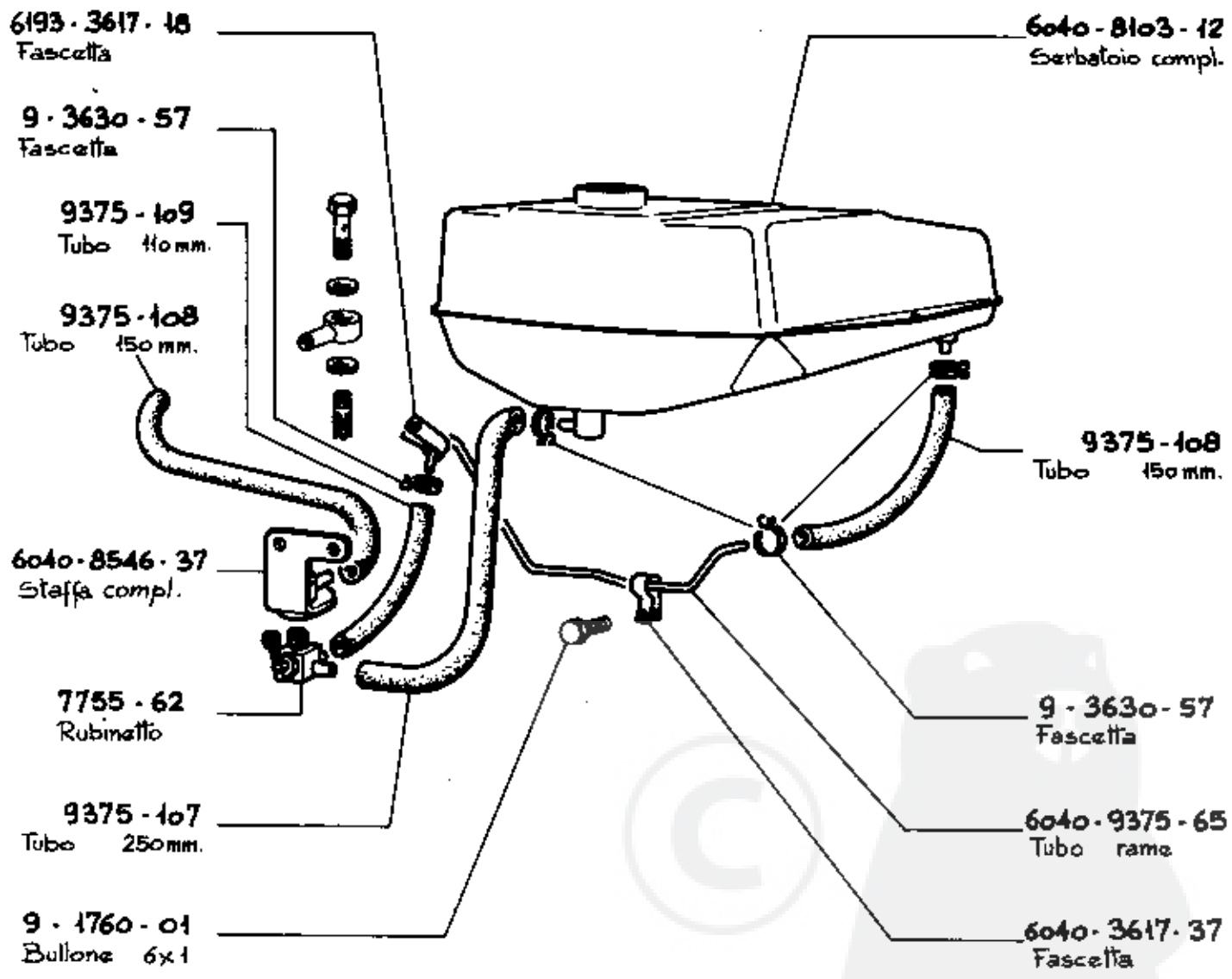


MOTORE MOTEUR ENGINE	SERIE 200 - IM	COMPLESSIVO GROUPE ASSEMBLY	7450-15	NON FORNITO SCIOLTO * NON LIVRE SEPAREMENT NOT SUPPLIED SEPARATELY
Riduttore a squadra "C" R. 1:2.	Reducteur à équerre "C"- R. 1:2	Angle reduction gear "C"- R. 1:2	K.9978-35	TAVOLA TABLE
				E5a
				DATA DATE
				7-83





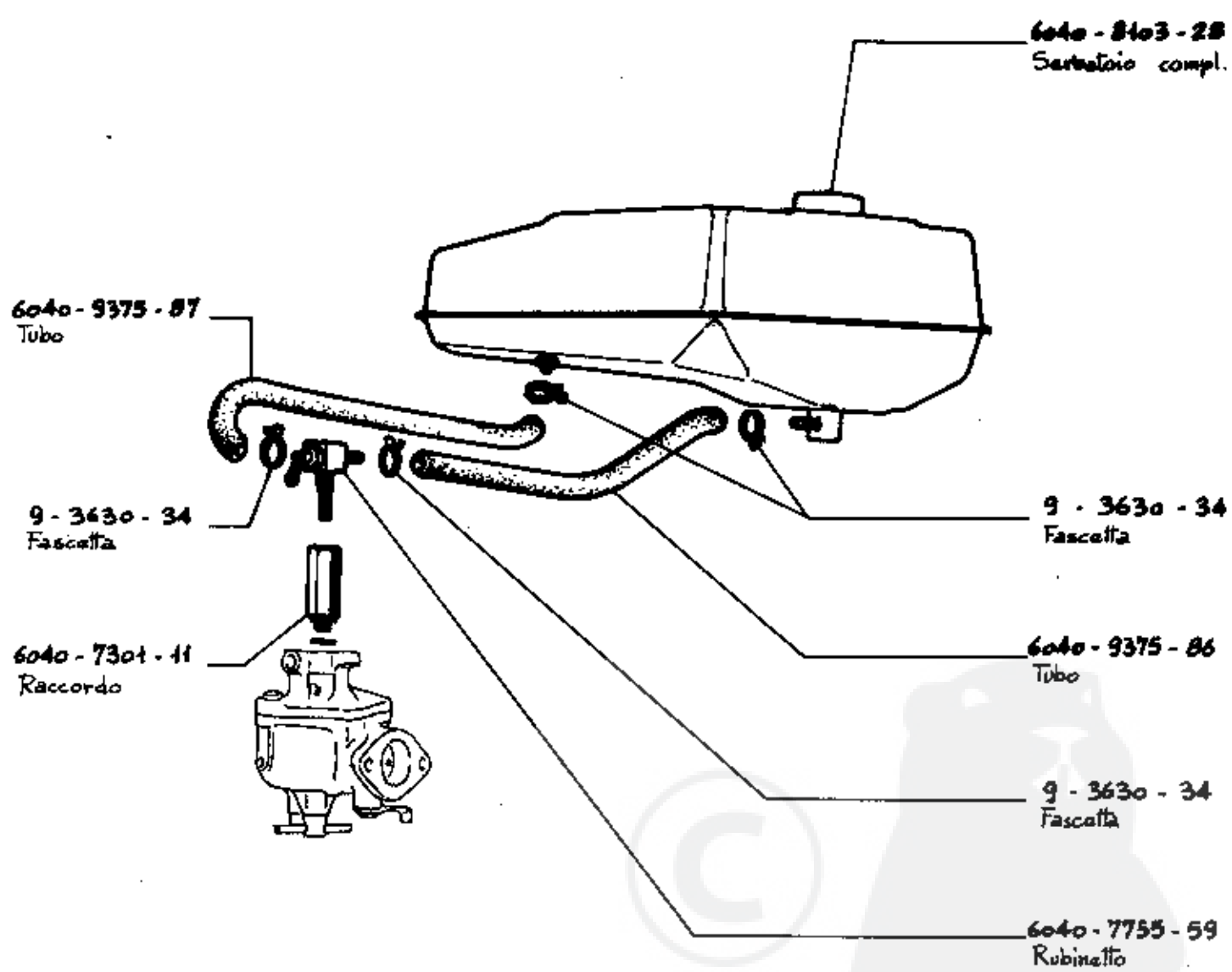
MOTORE MOTEUR ENGINE	SERIE 200 - IM	COMPLESSIVO GROUPE ASSEMBLY	7410-15	NON FORNITO SGIOLTO * NON LIVRE SEPARMENT NOT SUPPLIED SEPARATELY
Riduttore a squadra "C" - R. 1:2.	Reducteur à équerre "C" - R. 1:2	Angle reduction gear "C" - R. 1:2	K.9978-35	TAVOLA TABLE E56
				DATA DATE 7-83



A partire dal motore  
 A partir du moteur No 424674  
 Starting from

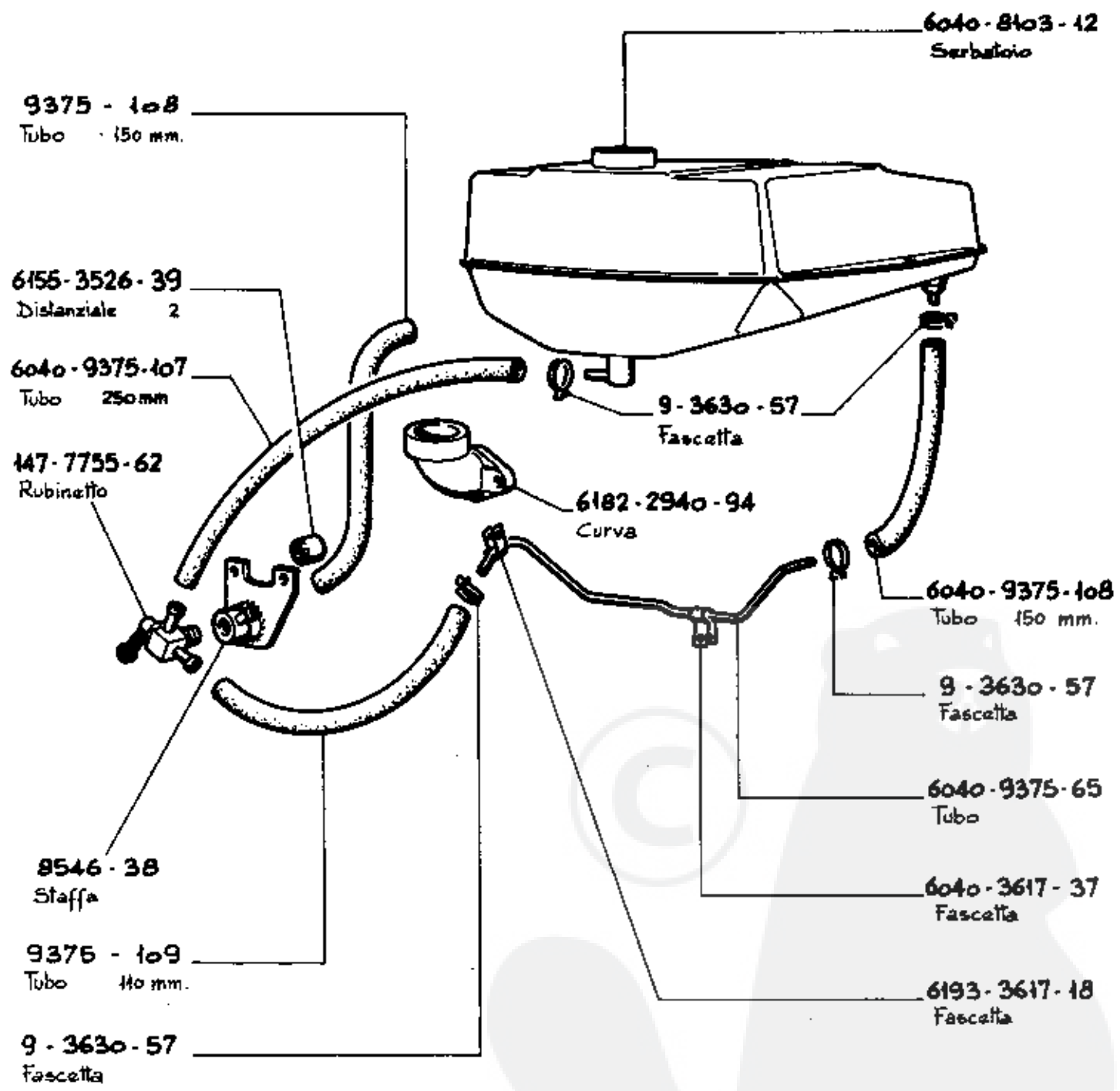
MOTORE MOTEUR ENGINE	SERIE IM	COMPLESSIVO GROUPE ASSEMBLY	NON FORNITO SOLTTO * NON LIVRE SEPAREMENT NOT SUPPLIED SEPARATELY
ALIMENTAZIONE MOTOCOLTIVATORE ALIMENTATION MOTOCULTEUR FUEL FEEDING MOTOR TILLER		K. 9999 - 579	TAVOLA TABLE E 6
			DATA DATE 7 - 83



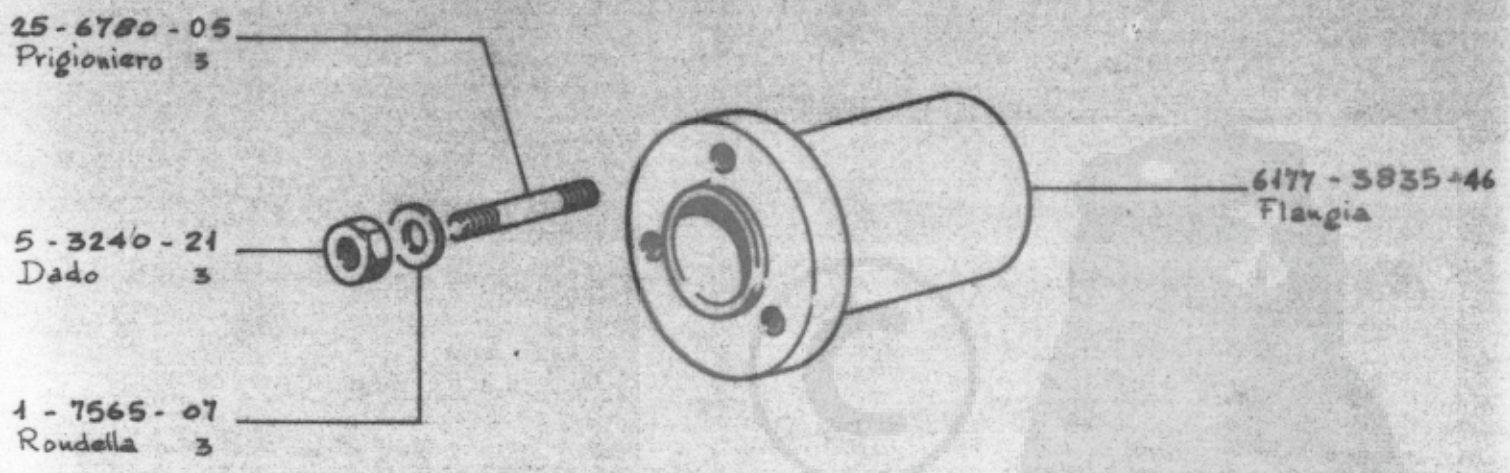
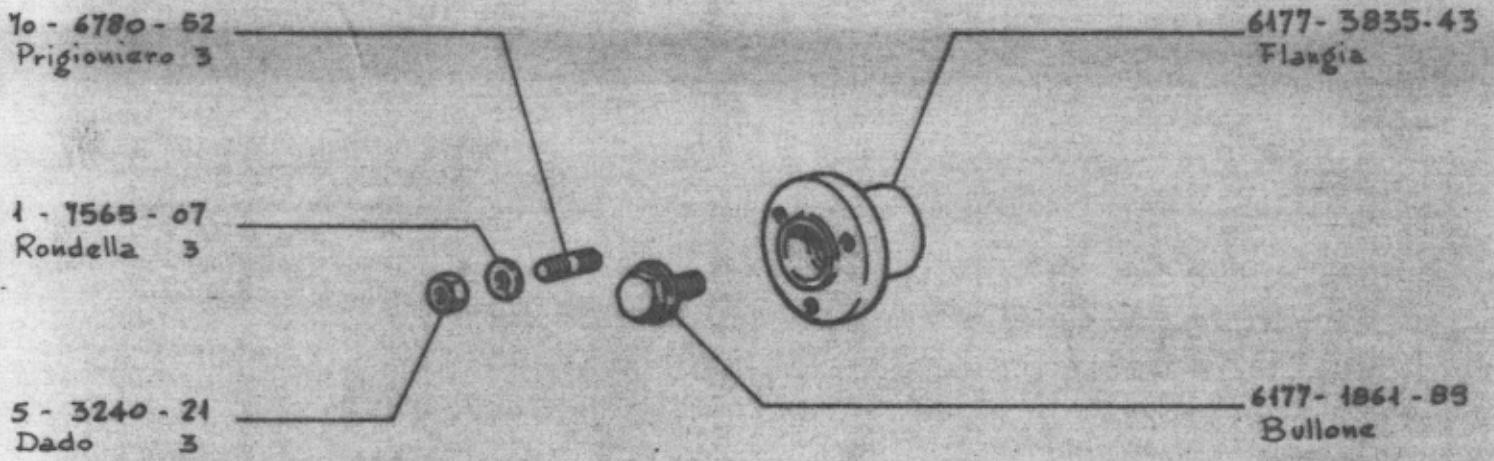


NOTE - A partire dal motore  
 REMARQUES - A partir du moteur No. 372409 Fino a  
 REMARKS - Starting from engine No. 424673  
 jusqu'au  
 Below

MOTORE MOTEUR ENGINE	SERIE IM	COMPLESSIVO GROUPE ASSEMBLY	6494-8103-33	NON FORNITO SEOLTO * NON LIVRE SEPAREMENT NOT SUPPLIED SEPARATELY	
ALIMENTAZ. MOTOCOLTIVATORE			K. 9996-62	TAVOLA TABLE	E7
ALIMENTAT. MOTOCULTEUR				DATA DATE	
FUEL FEEDING MOTOR TILLER					

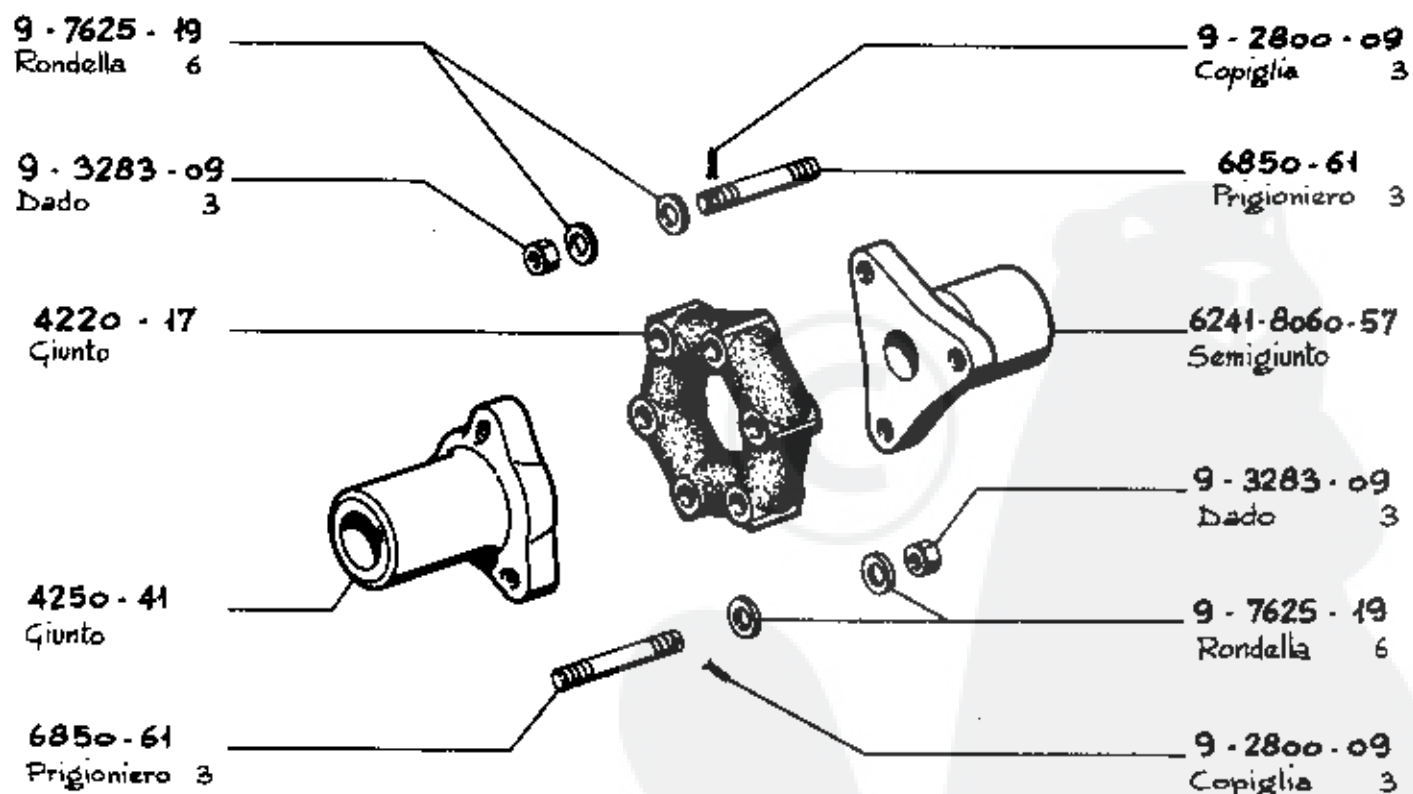
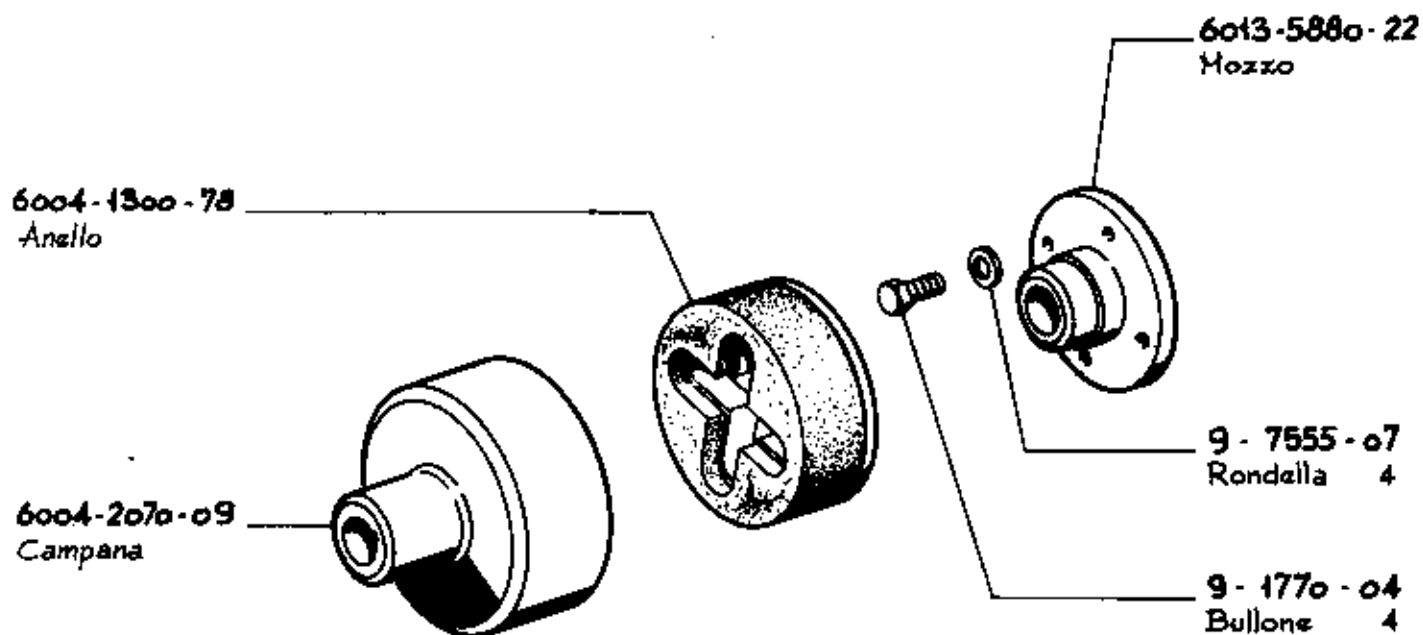


MOTORE MOTEUR ENGINE	SERIE IM	COMPLESSIVO GROUPE ASSEMBLY	NON FORNITO SEPARATO * NON LIVRE SEPAREMENT NOT SUPPLIED SEPARATELY
Alimentazione Motocoltivatore HOLDER Alimentation Motoculteur HOLDER Fuel Feeding Motor Tiller HOLDER		K. 9999 - 657	TAVOLA TABLE E 8
			DATA DATE 7 - 83

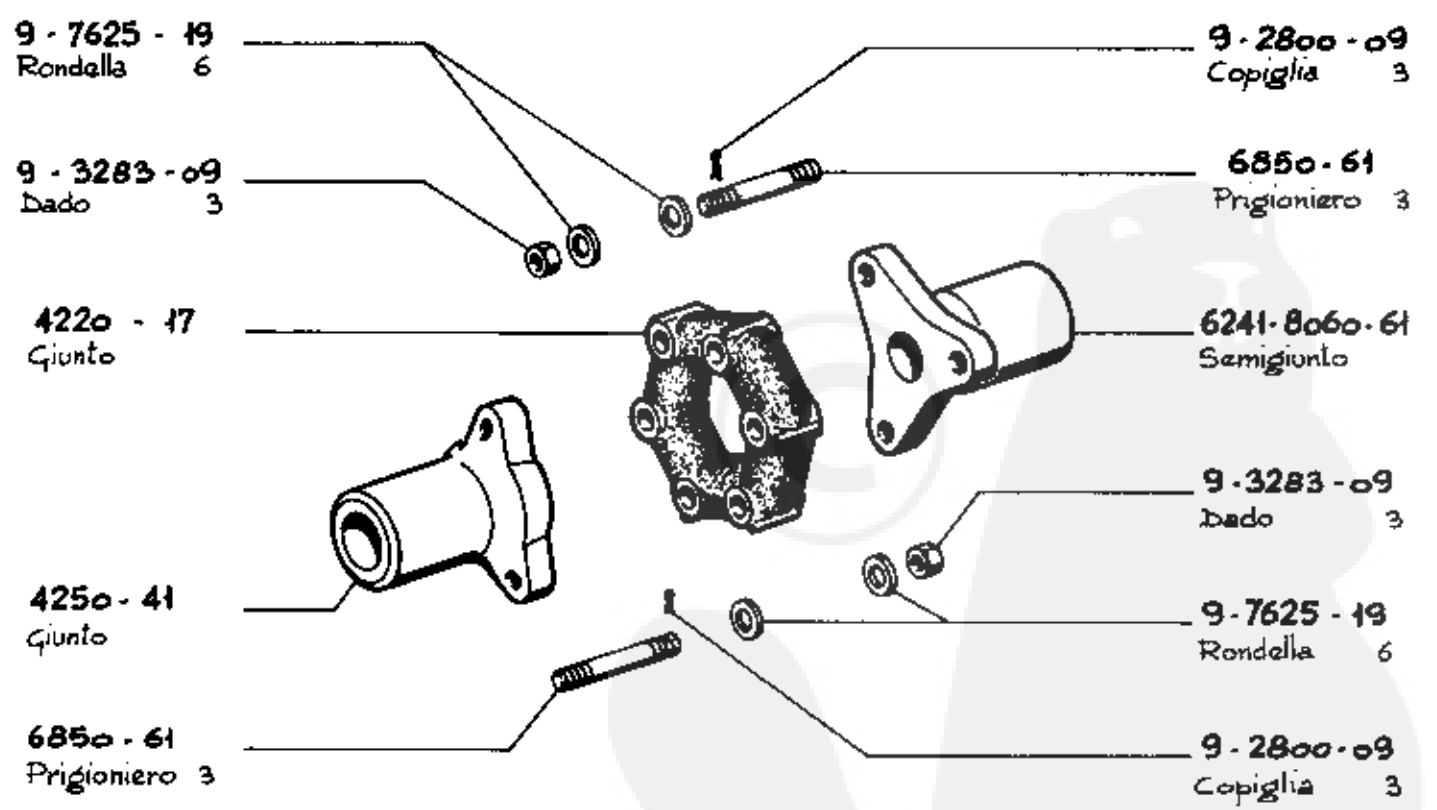
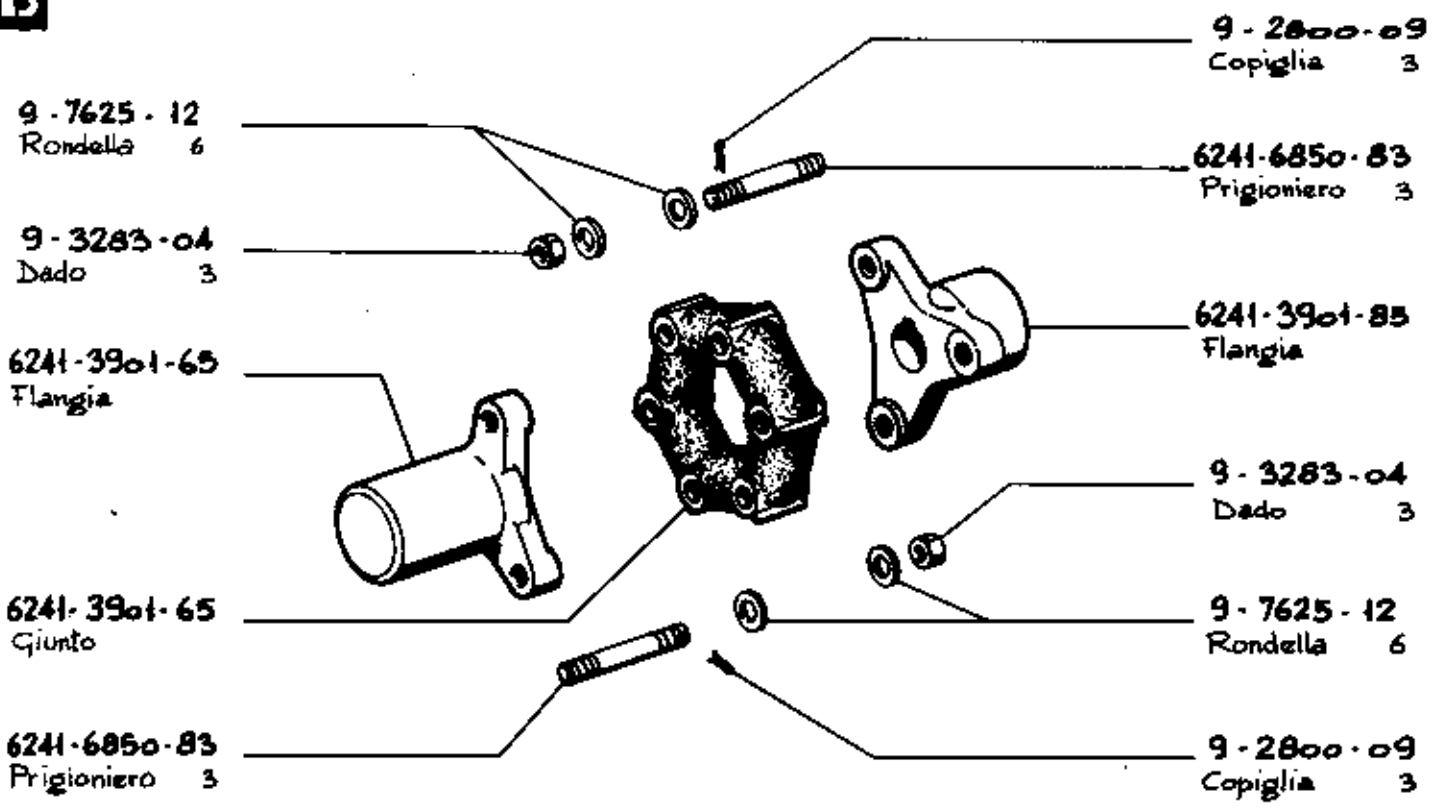


MOTORE MOTEUR ENGINE	SERIE 200 - IM	COMPLESSIVO GROUPE ASSEMBLY	NON FORNITO SCIOLTO * NON LIVRE SEPARMENT NOT SUPPLIED SEPARATELY		
Flangia trasmissione	Bride accouplement	Drive flange	K.9976-48	TAVOLA TABLE	E9
			K.9978-15	DATA DATE	





MOTORE MOTEUR ENGINE	SERIE IM	COMPLESSIVO GROUPE ASSEMBLY	4250-66	NON FORNITO SCOLTO * NON LIVRE DEPARTEMENT NOT SUPPLIED SEPARATELY
			6241-4220-68	
Giunto centrifugo	Accouplém. centrif.	Centrifugal coupling	K. 9977-02	TAVOLA TABLE
Giunto elastico	Accouplém. elastique	Flexible coupling	K. 9978-07	DATA DATE
				F 1
				7-83



MOTORE MOTEUR ENGINE	SERIE IM	COMPLESSIVO GROUPE ASSEMBLY	6241 - 4220 - 89	NON FORNITO SCOLTO * NON LIVRE SEPAREMENT NOT SUPPLIED SEPARATELY	
			6241 - 4220 - 71		
Giunti elastici	Accouplem. élastiques	Flexible couplings	K. 9978 - 08	TAVOLA TABLE	F2
			K. 9978 - 17	DATA DATE	





~~6013-4880-07~~  
Gruppo centrifugo

6013-2085-61  
Campana - N°2 gole  
tipo A -  $\phi$ p. 90

(A)

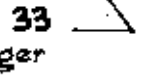
6013-2085-85  
Campana - N°2 gole  
tipo A -  $\phi$ p. 82

(B)

6013-7700-85  
Rondella



9-1240-33  
Anello Seeger

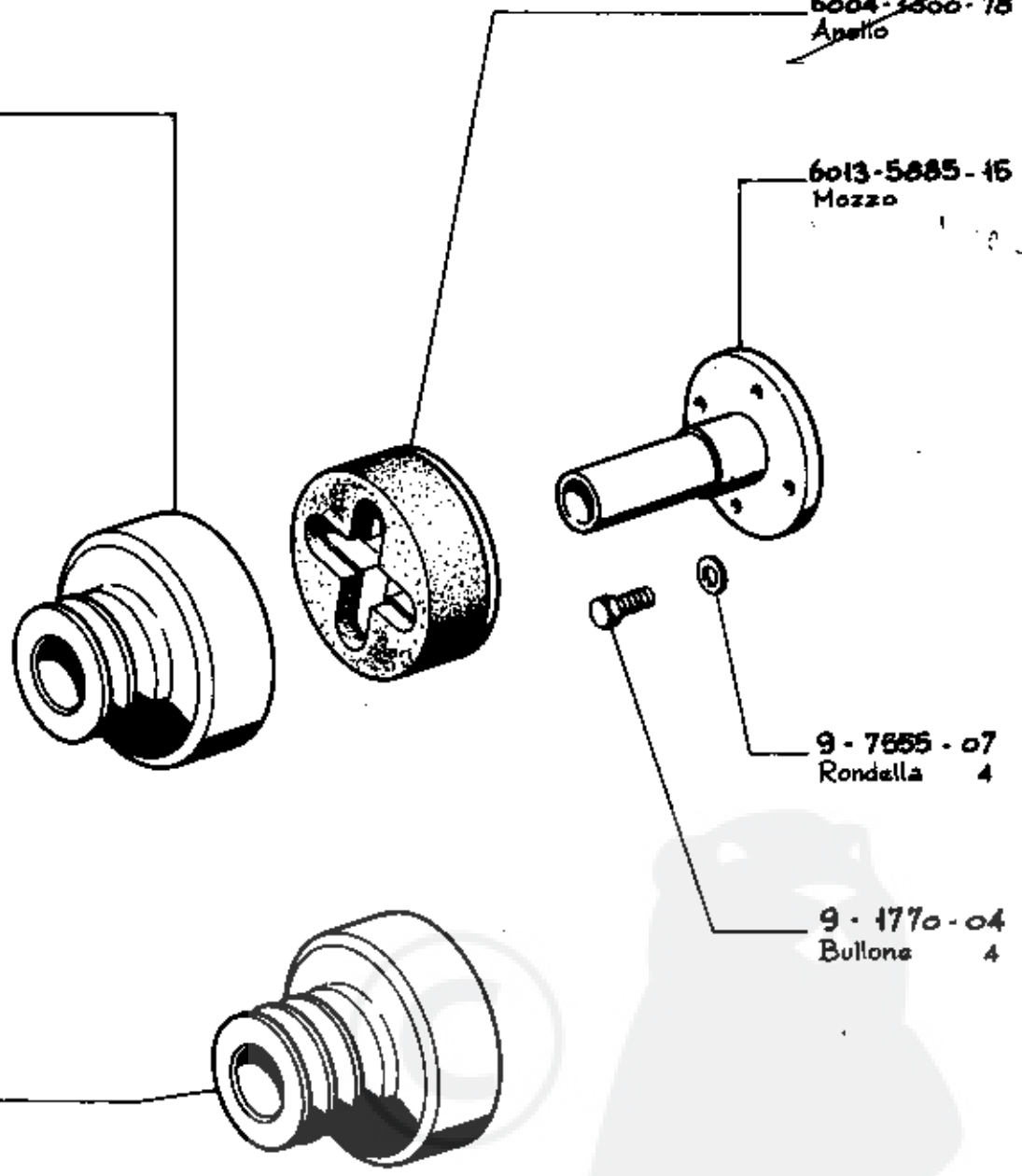


6013-2085-62  
Campana - N°3 gole  
tipo A -  $\phi$ p. 75

(C)

6013-2085-96  
Campana - N°3 gole  
tipo A -  $\phi$ p. 90

(D)



~~6004-1300-78~~  
Anello

6013-5885-16  
Mozzo

9-7655-07  
Rondella 4

9-1770-04  
Bullone 4

~~6945-81~~  
Puleggia centrifuga  
completa

(A)

~~6013-6945-73~~  
Puleggia centrifuga  
completa

(B)

~~6945-60~~  
Puleggia centrifuga  
completa

(C)

~~6013-6945-87~~  
Puleggia centrifuga  
completa

(D)

~~8888.755~~

~~8888.702~~

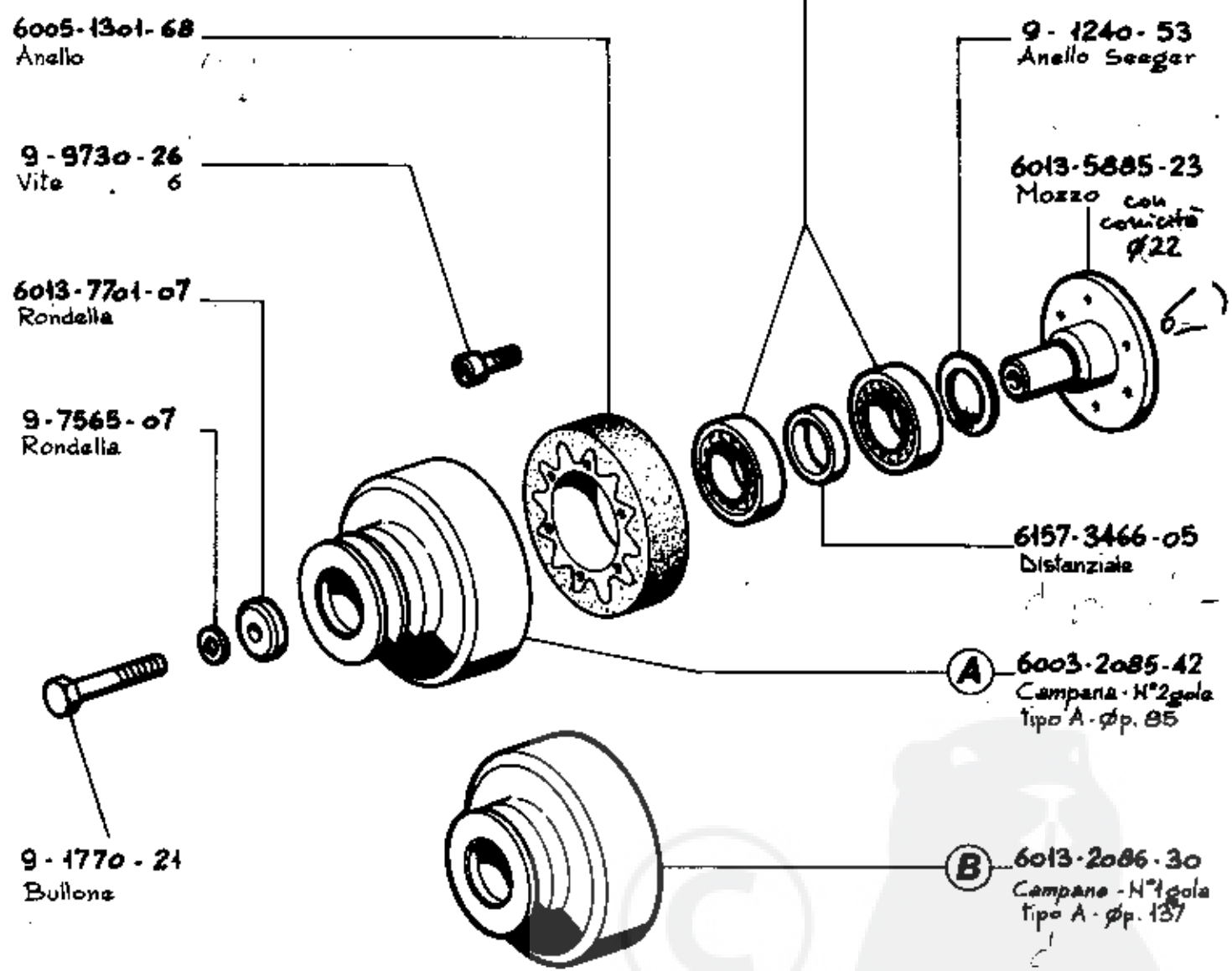
8888.703

~~8888.700~~

MOTORE MOTEUR ENGINE	SERIE	IM	COMPLESSIVO GROUPE ASSEMBLY	NON FORNITO SEOLTO * NON LIVRE SEPARMENT NOT SUPPLIED SEPARATELY	
Puleggia centrifuga	Poulie centrifuge	Centrifugal pulley	K. 9977 - 01	TAVOLA TABLE	F 3
				DATA DATE	7 - 83



● 6013-4880-08  
Gruppo centrifugo  
escluso campana



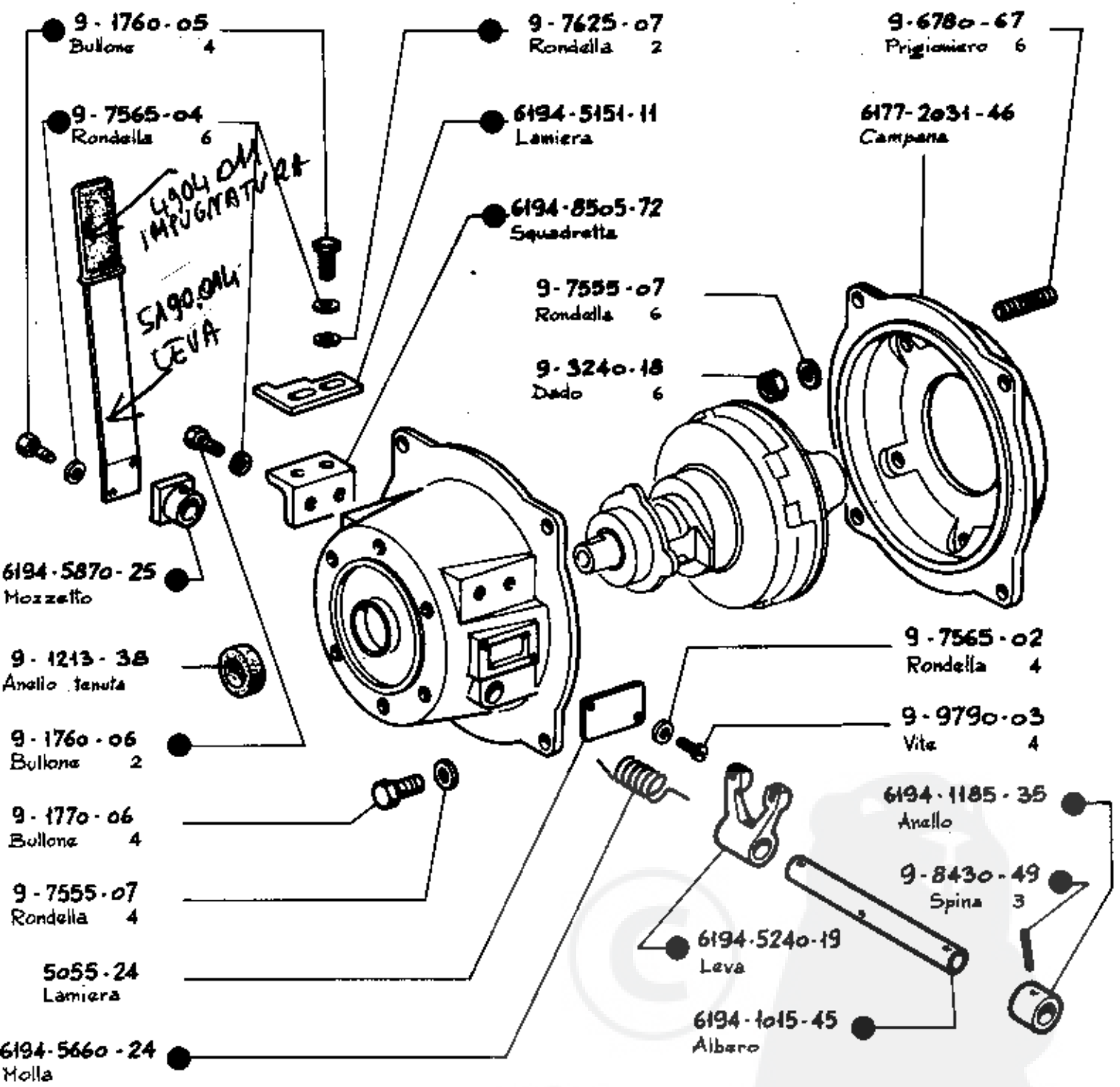
8888.701

● 6945-82  
A Pulggia centrifuga completa

● 6013-6945-88  
B Pulggia centrifuga completa

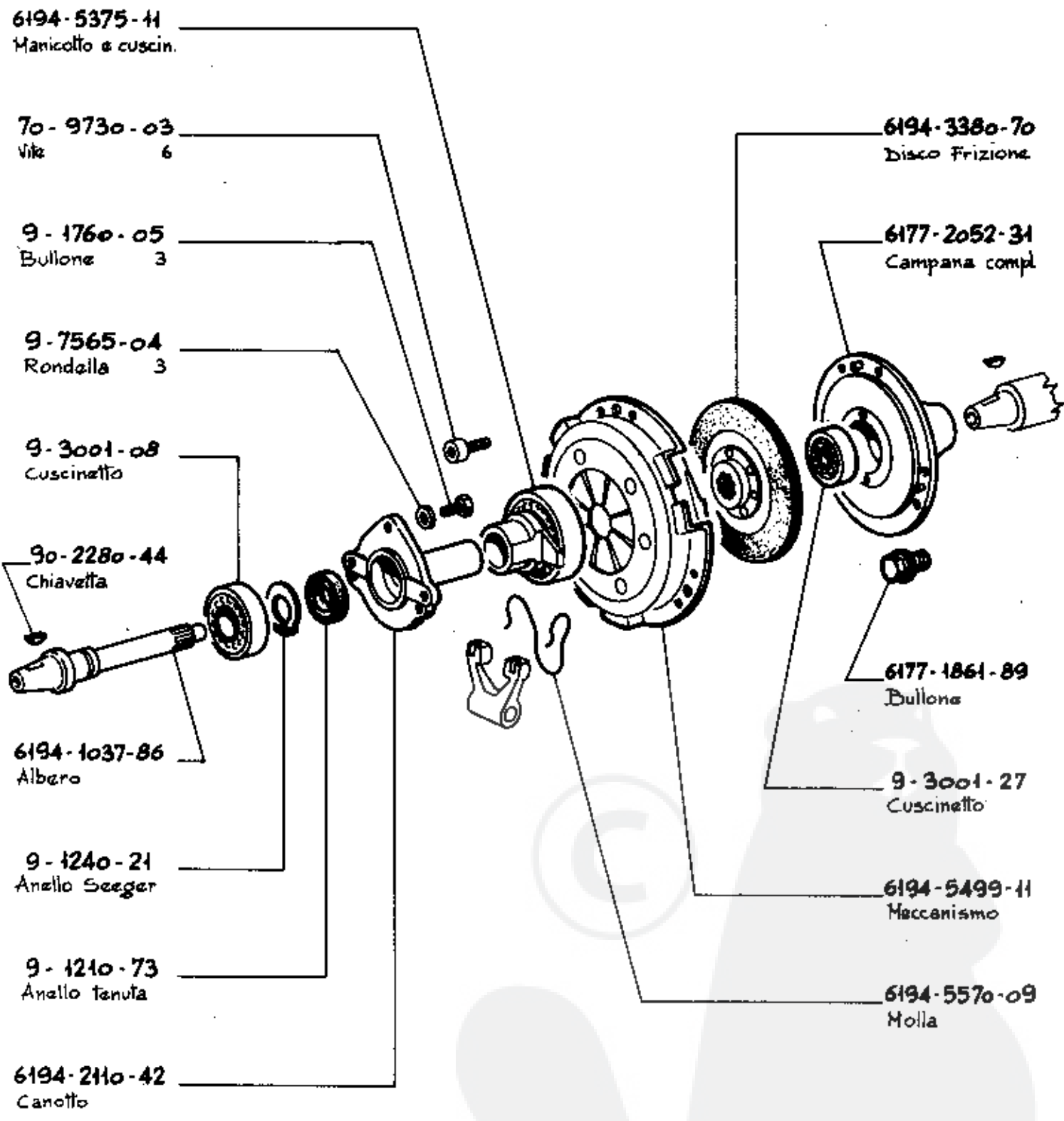
8888.751  
Solo per alberi portati  
sul corice

MOTORE MOTEUR ENGINE	SERIE IM	COMPLESSIVO GROUPE ASSEMBLY	NON FORNITO SEOLTO * NON LIVRE SEPARMENT NOT SUPPLIED SEPARATELY
Pulggia centrifuga	Poulie centrifuge	Centrifugal pulley	K.9980-76
			TAVOLA TABLE F4
			DATA DATE 7-83

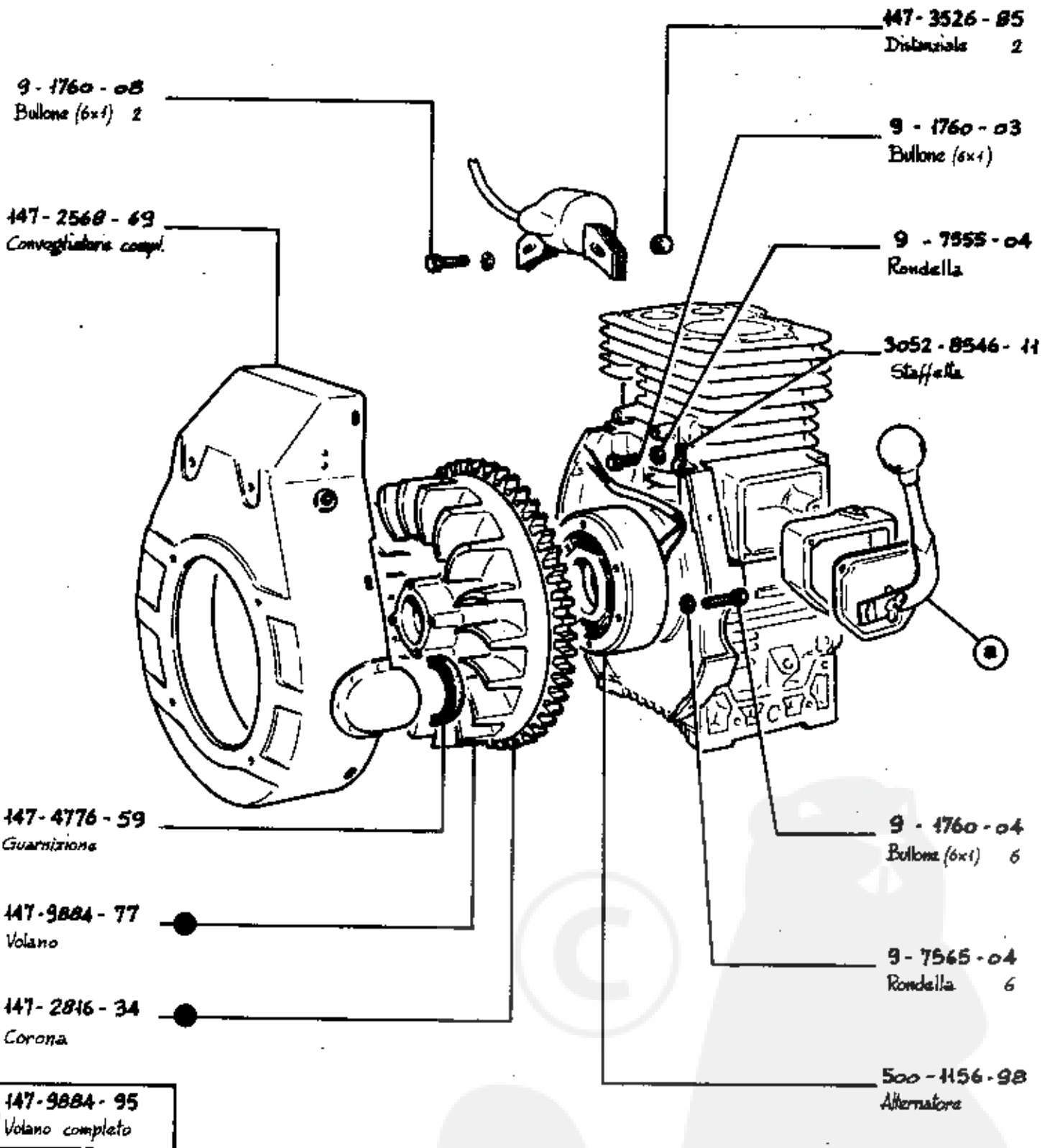


MOTORE MOTEUR ENGINE	SERIE IM	COMPLESSIVO GROUPE ASSEMBLY	● 4032-10 ▲ 4032-14	NON FORNITO SCOLTO * NON LIVRE SEPAREMENT NOT SUPPLIED SEPARATELY
● Frizione industriale (a secco)	Embrayage industriel (à sec)	Industrial clutch (dry)	K.9986-57	TAVOLA TABLE
▲ Frizione autotrazione (a secco)	Embrayage autotract. (à sec)	Automotive clutch (dry)	K.9986-59	DATA DATE
				F5a
				7-83





MOTORE MOTEUR ENGINE	SERIE	IM	COMPLESSIVO GROUPE ASSEMBLY	● 4032-10	NON FORNITO SEOLTO * NON LIVRE SEPARMENT NOT SUPPLIED SEPARATELY
				▲ 4032-14	
● Frizione industriale (a secco)	Embrayage industr.	(à sec)	Industrial clutch (dry)	K.9986-57	TAVOLA TABLE
▲ Frizione autotraz. (a secco)	Embrayage autotrac.	(à sec)	Automotive clutch (dry)	K.9986-59	DATA DATE
					F5b
					7-83

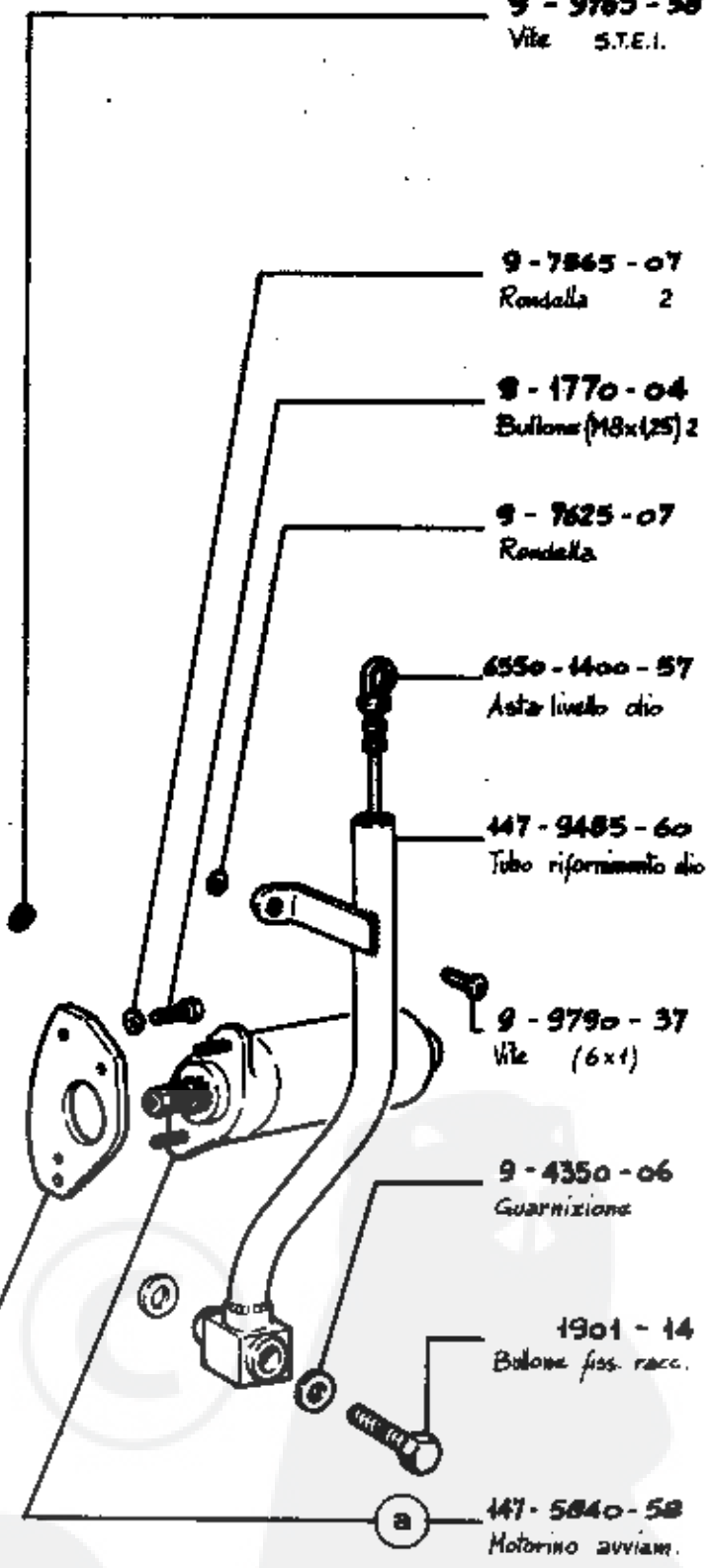
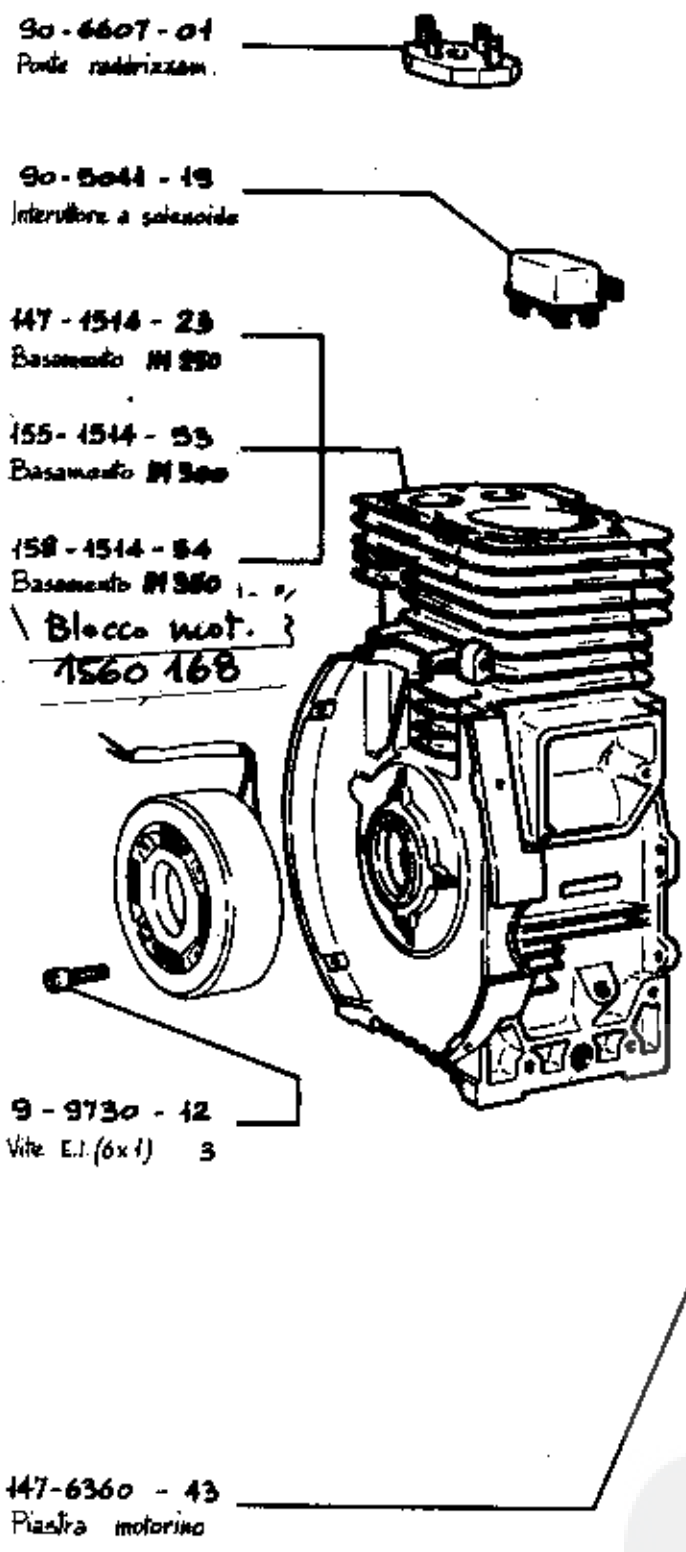


- Vedi tavola
- - Voir table B 12
- See table

MOTORE MOTEUR ENGINE	SERIE IM	COMPLESSIVO GROUPE ASSEMBLY	NON FORNITO SEOLTO * NON LIVRE SEPAREMENT NOT SUPPLIED SEPARATELY
		9995 - 20 IM 250	TAVOLA TABLE F 6a
		K. 9995 - 19 IM 300	
		9995 - 18 IM 350	
AVVIAMENTO ELETTR. CON MOTORINO DEMARR. ELECTR. AVEC DEMARREUR ELECTR. STARTING WITH STARTER MOTOR			DATA DATE 7 - 83



9 - 9765 - 58  
Vite S.T.E.I.



- Vedi Tavola  
- Voir Table F 8  
- See Table

MOTORE MOTEUR ENGINE	SERIE IM	COMPLESSIVO GROUPE ASSEMBLY	NON FORNITO SCDLTO * NON LIVRE SEPARMENT NOT SUPPLIED SEPARATELY
		9995-20 IM 250	TAVOLA TABLE F 6b
		K. 9995-19 IM 300	
		9995-18 IM 350	DATA DATE 7-83





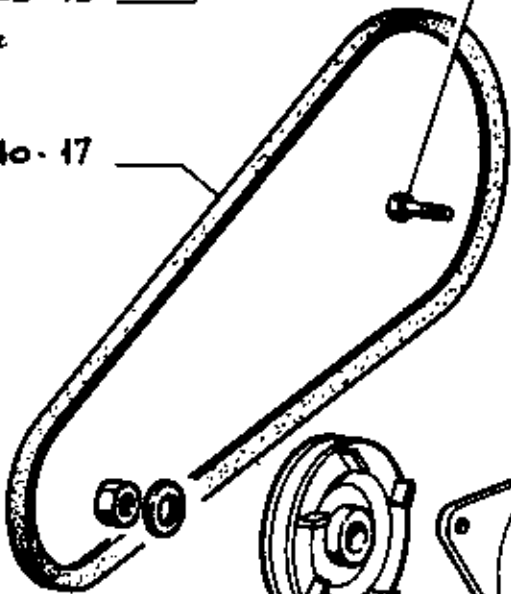
90-5041-19  
Interruttore a solenoide



6014-7362-72  
Regolatore



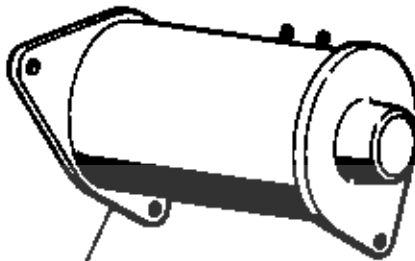
90-2440-17  
Cinghia



90-7100-25  
Puleggia



90-3375-07  
Dinamotore



147-1471-25  
Avviam. compl.

8888.613

9-1760-10  
Bullone (M6x1) 4

147-7100-57  
Puleggia

6550-1400-47  
Asta livello olio

147-9485-59  
Tubo rifornimento

9-7625-07  
Rondella

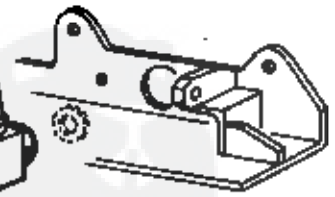
9-9790-47  
Vite M6x1

9-9765-58  
Tappo



9-4350-06  
Quarnizione

1901-14  
Bullone raccordo



MOTORE  
MOTEUR  
ENGINE

SERIE IM

COMPLESSIVO  
GROUPE  
ASSEMBLY

NON FORNITO SEOLTO  
\* NON LIVRE SEPARMENT  
NOT SUPPLIED SEPARATELY

AVVIAMENTO ELETTR. con DINAMOTORE  
DEMARRAGE ELECTR. avec DYNASTART  
ELECTRICAL STARTING with START. GEN.

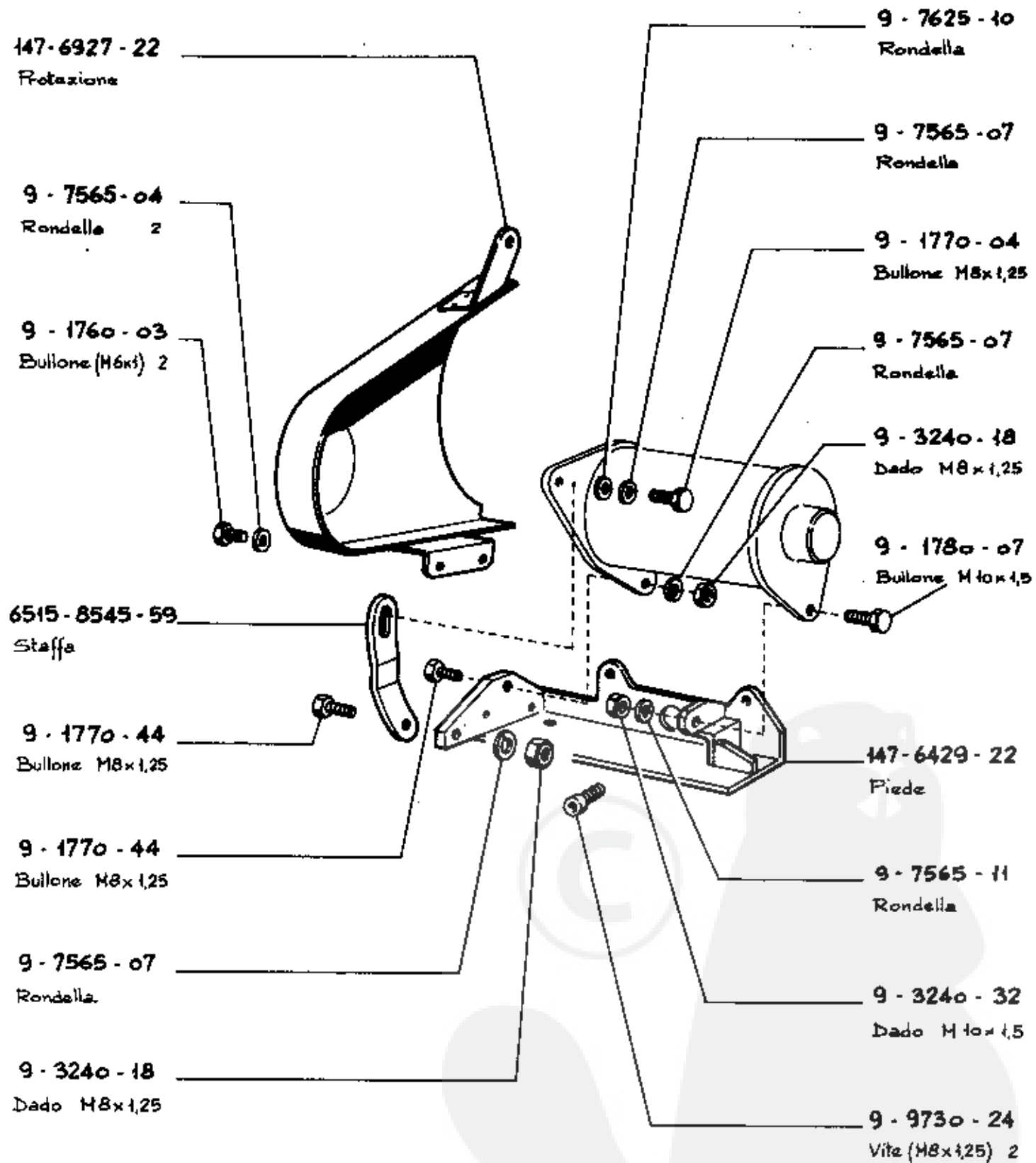
K. 9995 - 52

TAVOLA  
TABLE

F7a

DATA  
DATE

7-83



MOTORE MOTEUR ENGINE	SERIE IM	COMPLESSIVO GROUPE ASSEMBLY	NON FORNITO SCOLTO * NON LIVRE SEPAREMENT NOT SUPPLIED SEPARATELY
K. 9995-52			TAVOLA TABLE
			F.7b
			DATA DATE
			7-83



147-4908-33

Indotto

147-2095-03

Campo magnetico 2

70-1960-21

Bussole

147-6456-09

Pignone

9-1185-37

Anello

9-3206-47

Dado

147-5801-93

Molla

147-8815-31

Supporto

147-5840-58

Motorino compl.

147-1960-20

Bussole

147-8815-29

Supporto

147-6617-09

Portacontatto

147-8310-43

Serie spazzole

147-6617-05

Portaspazzole

147-9265-92

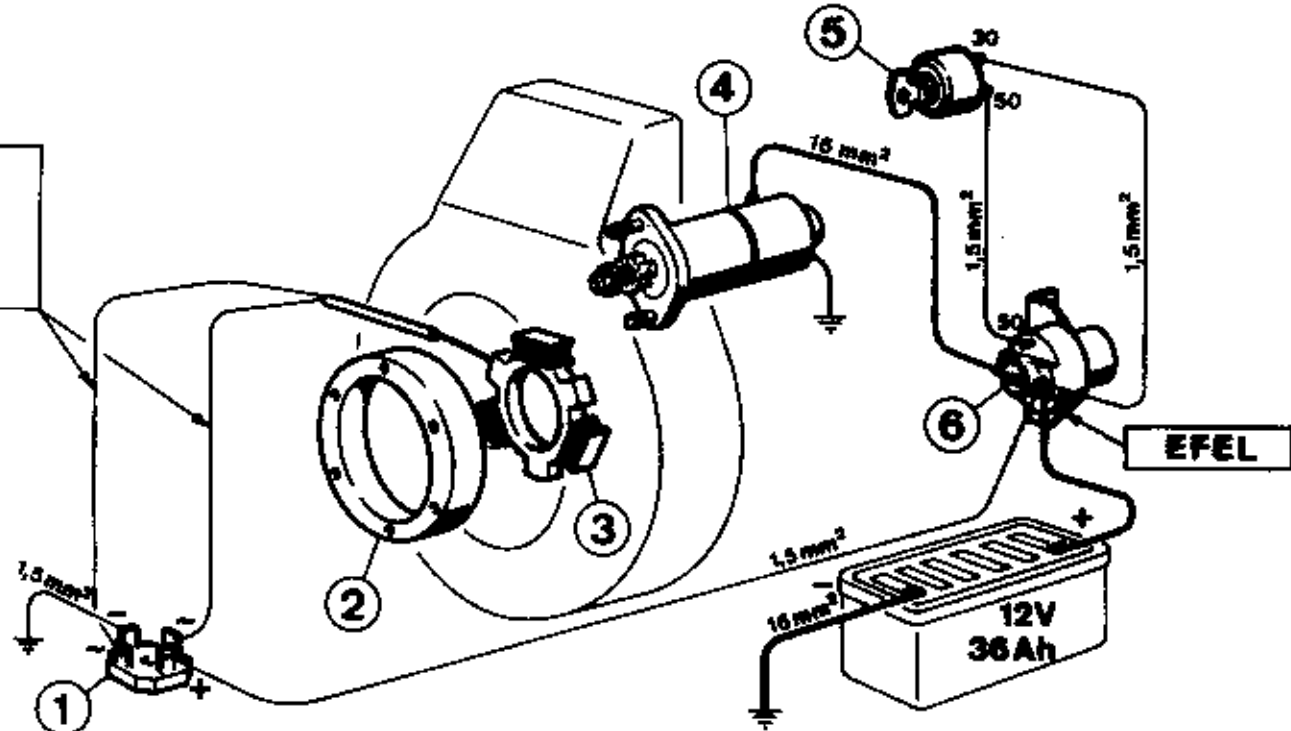
Tirante

MOTORE MOTEUR ENGINE	SERIE IM	COMPLESSIVO GROUPE ASSEMBLY	NON FORNITO SEOLTO * NON LIVRE SEPAREMENT NOT SUPPLIED SEPARATELY
MOTORINO AVVIAMENTO * SJCE, DEMARREUR * SJCE, * SJCE, ELECTRIC STARTING MOTOR			TAVOLA TABLE
			F 8
			DATA DATE
			7-83

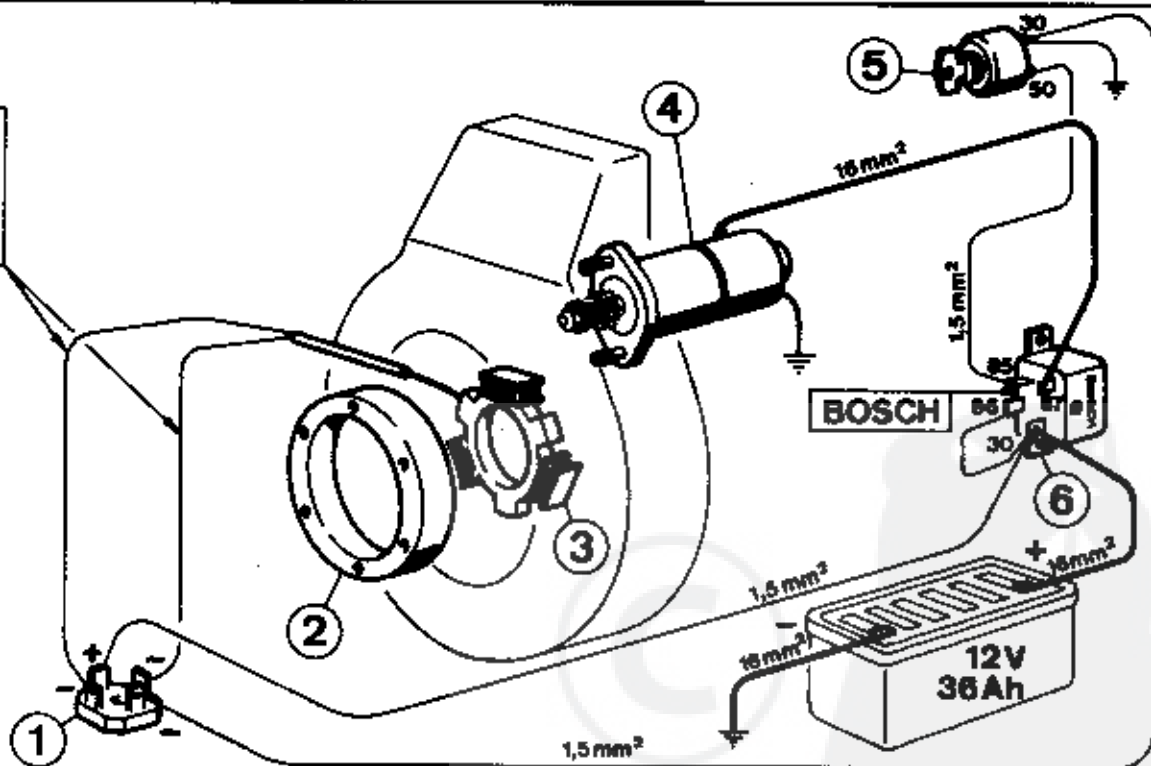




Giallo  
Jaune  
Yellow  
Gelb

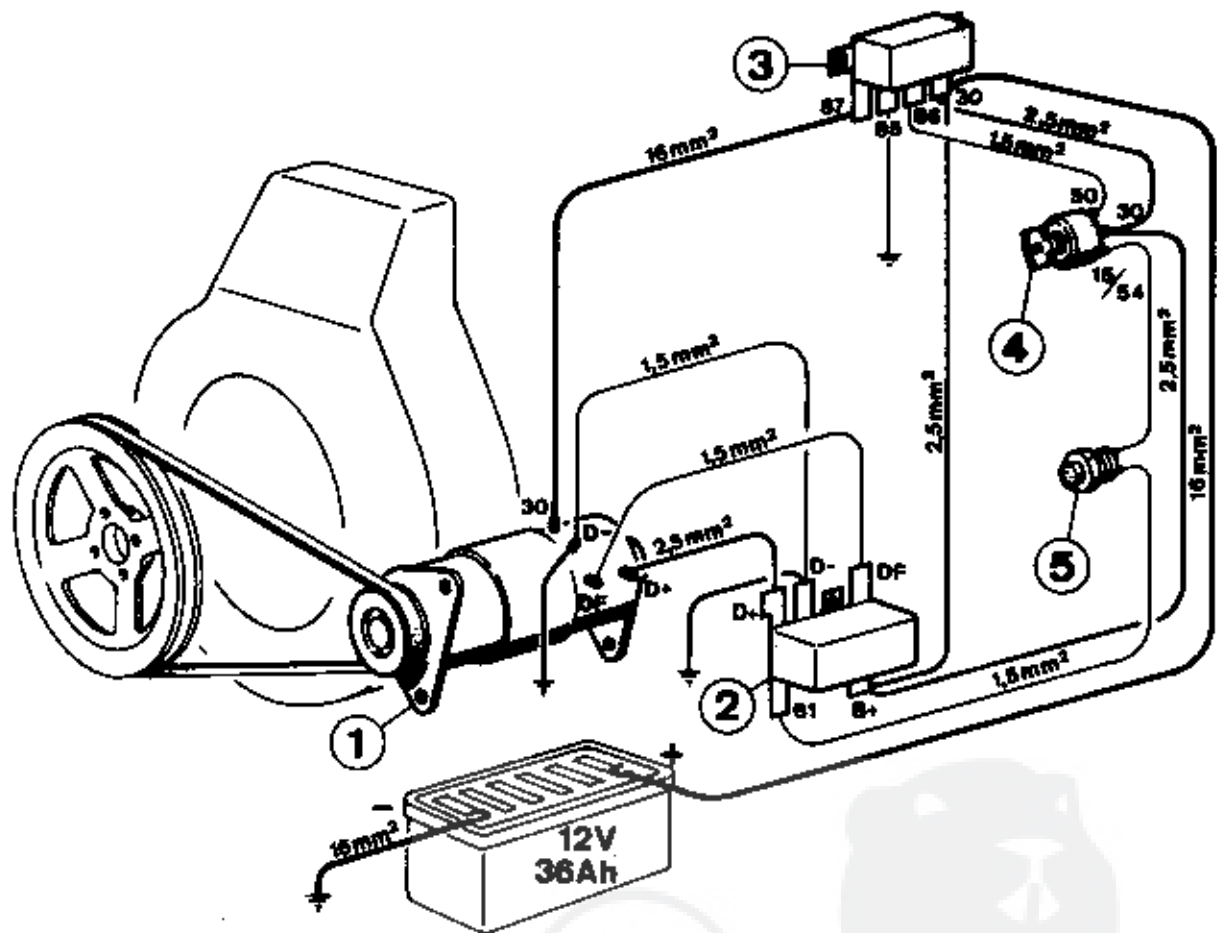


Giallo  
Jaune  
Yellow  
Gelb



①	Ponte raddrizzamento	- Pont de redressement	- Rectifying bridge	90 - 6607 - 01
②	Induttore	- Inducteur	- Inductor	500 - 1156 - 98
③	Indotto alternatore	- Induit alternateur	- Altern. armat. winding	
④	Motorino	- Démarreur	- Starting motor	147 - 5840 - 58
⑤	Interruttore avviamento	- Interrupt. démarrage	- Starting keyswitch	422 - 5040 - 04
⑥	Interruttore a solenoide	- Interrupt. à solénoïde	- Solenoid switch	90 - 5041 - 19

MOTORE MOTEUR ENGINE	SERIE IM	COMPLESSIVO GROUPE ASSEMBLY	NON FORNITO SEOLTO * NON LIVRE SEPARÉMENT NOT SUPPLIED SEPARATELY
SCHEMI ELETTRICI SCHEMAS ELECTRIQUES WIRING DIAGRAMS			TAVOLA TABLE F9
			DATA DATE 7-83

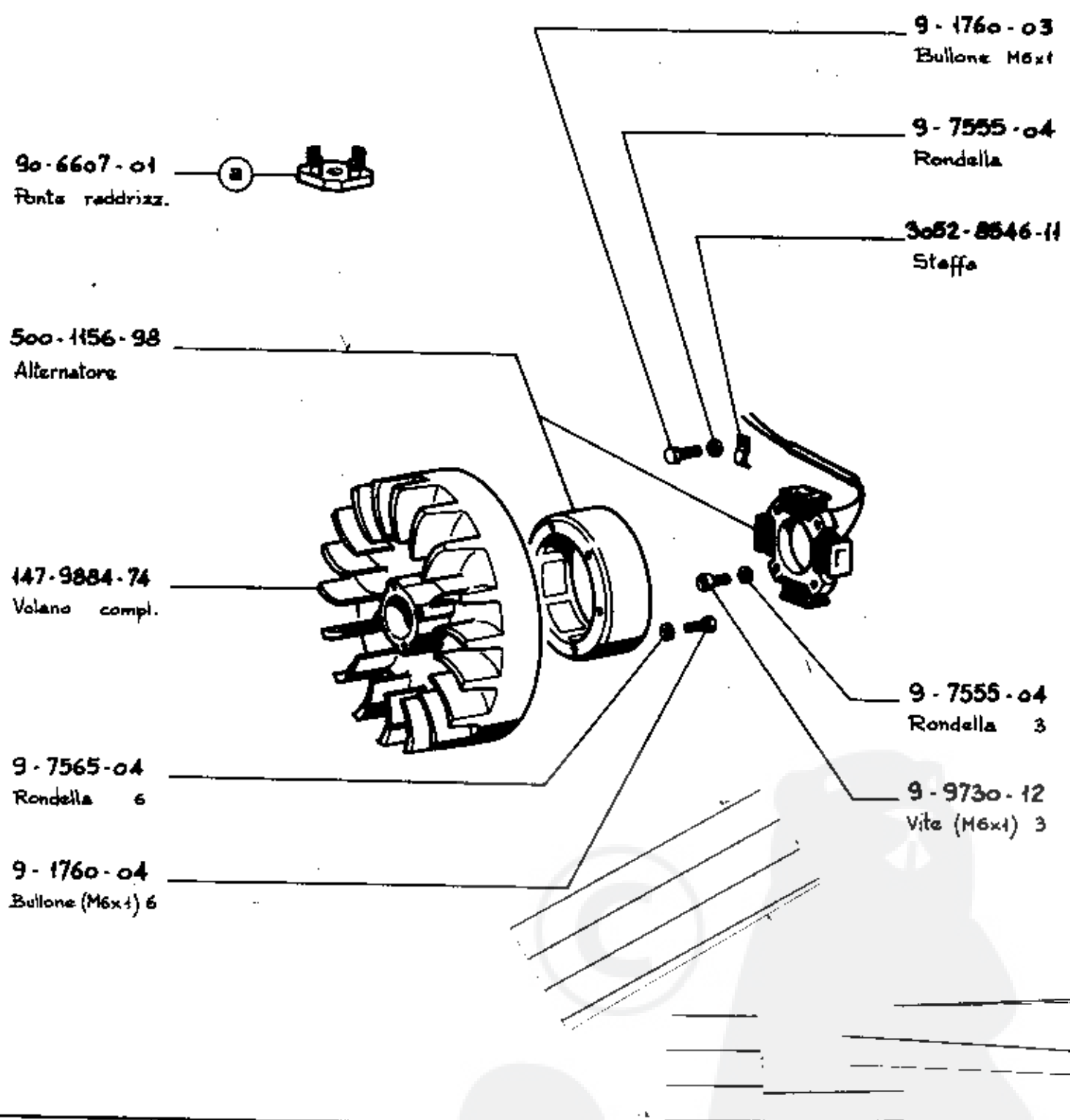


①	Dinamotore	- Dynastart	- Starter generator	90 - 3375 - 07
②	Regolatore di tensione	- Régulateur de tension	- Voltage regulator	8014 - 7362 - 72
③	Interruttore a solenoide	- Interrupteur a solenoide	- Solenoid switch	90 - 5041 - 19
④	Interruttore avviamento	- Interrupteur démarr.	- Starting keyswitch	422 - 5040 - 04
⑤	Splia carica batteria	- Témoin charge batt.	- Battery charg.warn. light	422 - 8345 - 03

MOTORE MOTEUR ENGINE	SERIE IM	COMPLESSIVO GROUPE ASSEMBLY	NON FORNITO SEOLTO * NON LIVRE SEPARMENT NOT SUPPLIED SEPARATELY
----------------------------	----------	-----------------------------------	--

SCHEMI ELETTRICI  
SCHEMAS ELECTRIQUE  
WIRING DIAGRAMS

TAVOLA TABLE	F 10
DATA DATE	7-83



- Solo con ricarica batteria.
- Seulement avec recharge batterie.
- With battery recharging only.

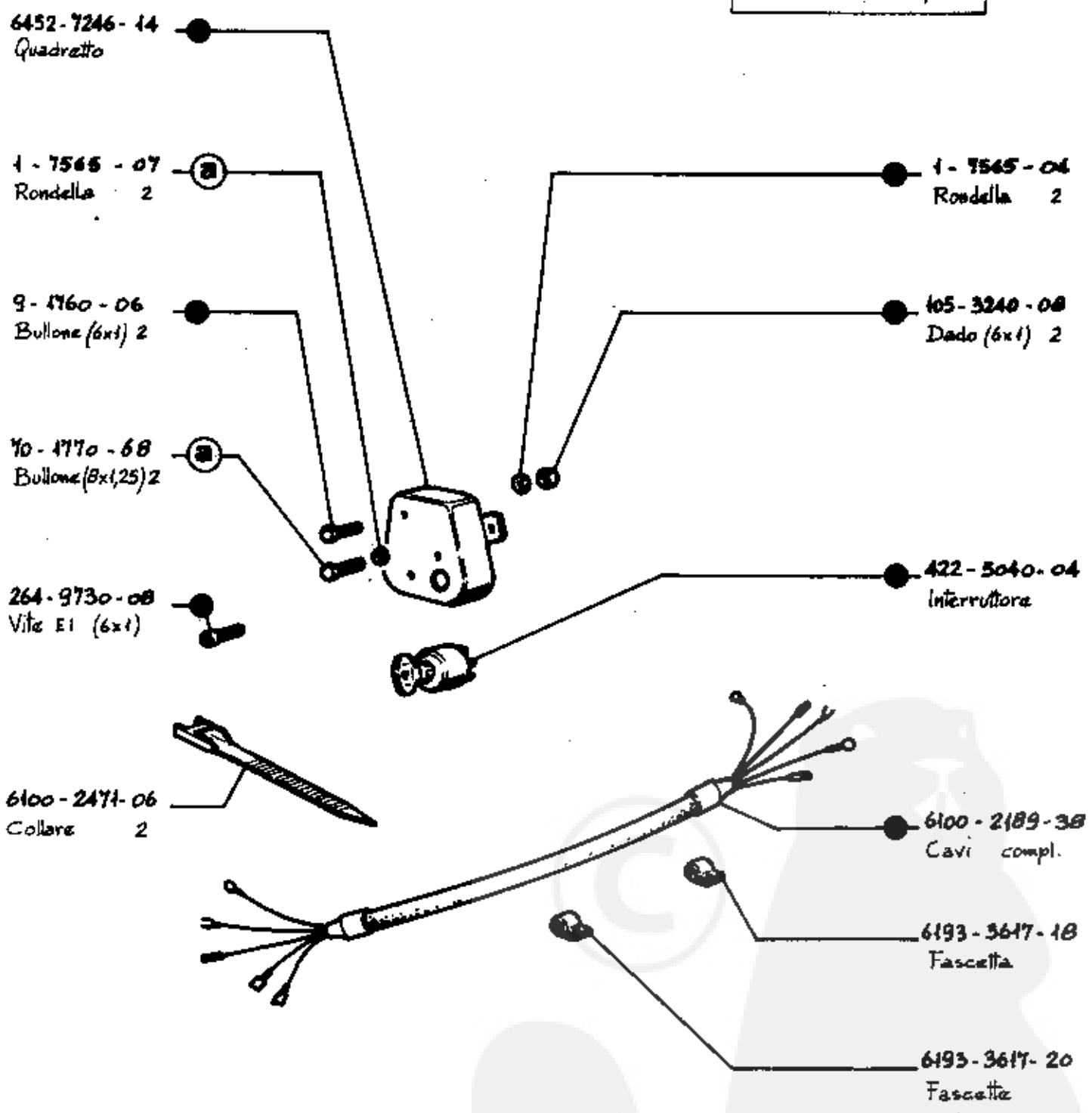
(a)

MOTORE MOTEUR ENGINE	SERIE IM	COMPLESSIVO GROUPE ASSEMBLY	NON FORNITO SEOLTO * NON LIVRE SEPAREMENT NOT SUPPLIED SEPARATELY
ALTERNATORE ALTERNATEUR ALTERNATOR	12V-50W 6V-40W	Con ricarica batteria Avec recharge batterie With battery recharging Senza carica batteria Sans charge batterie Without battery charging	K. 9995 - 17 K. 9995 - 83
			TAVOLA TABLE F 11
			DATA DATE 7 - 83





● 6452-7246-48  
Quadretto compl.



NOTE  
REMARQUES  
REMARKS

ⓐ - Per motore senza piedi.  
- Pour moteur sans les pieds.  
- For engine without mounts.

ⓑ - Per motore con piedi.  
- Pour moteur avec les pieds.  
- For engine with mounts.

MOTORE MOTEUR ENGINE	SERIE IM	COMPLESSIVO GROUPE ASSEMBLY	NON FORNITO SOLTTO * NON LIVRE SEPAREMENT NOT SUPPLIED SEPARATELY
----------------------------	----------	-----------------------------------	---

QUADRETTO MANOVRA A DISTANZA (avv. el. motorino)	9987-56 ⓐ	TAVOLA TABLE	G 1
TABLEAU DE BORD A DISTANCE (dém. él. avec dém.) K.	9987-58 ⓑ	DATA DATE	
REMOTE SWITCH PANEL (el. start. with start. mol)			



422-5175-02  
Lampada

422-8345-03  
Spia

422-5040-04  
Interruttore

● 6452-7246-45  
Quadretto compl.

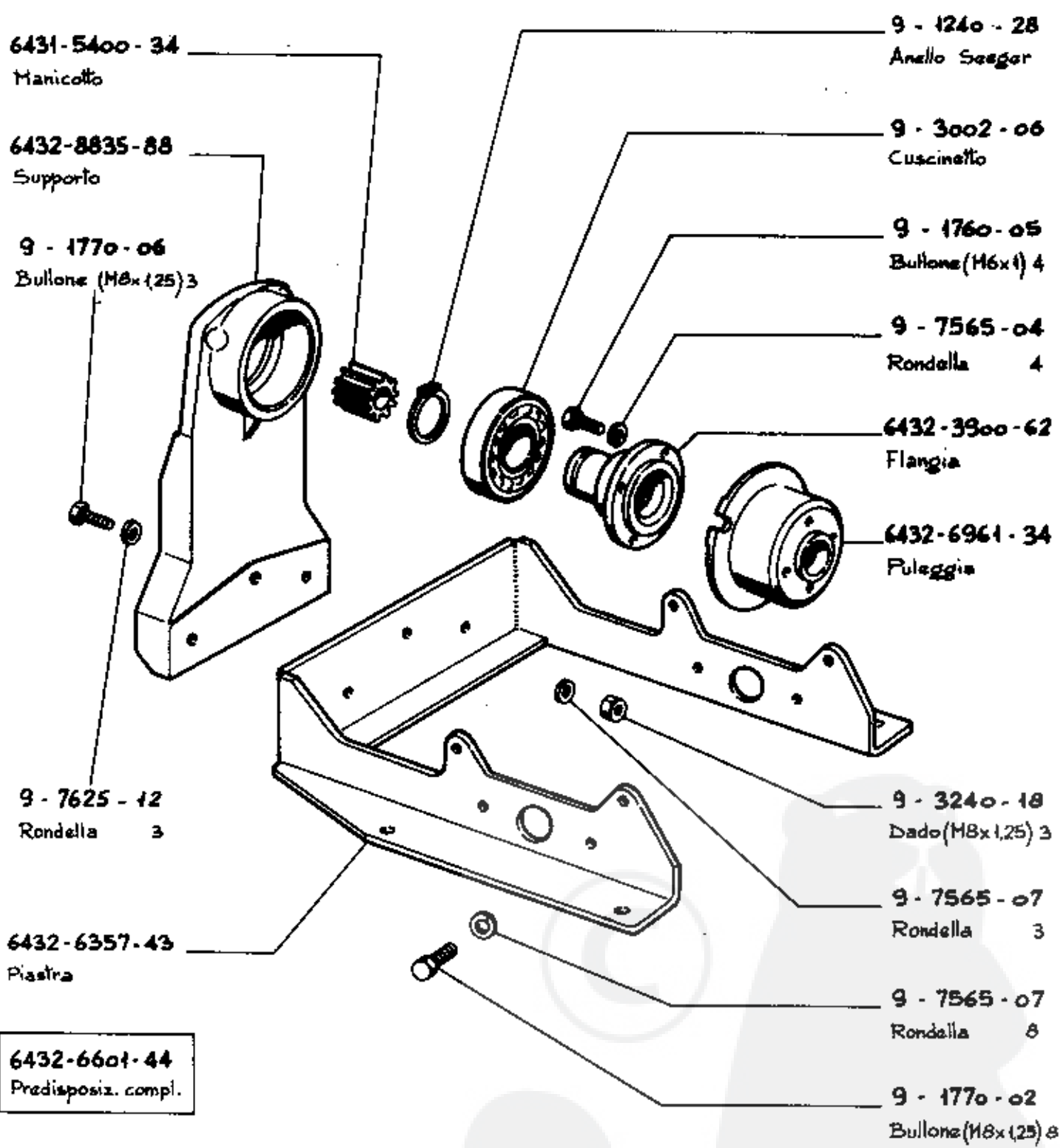
6452-7245-36  
Quadretto

2185-48  
Cavi compl.

6100-2471-06  
Collare 2

- Vedi Circolare Tecnica N° 705 .
- Voir Circulaire Technique No. 705 .
- See Service Letter No. 705 .

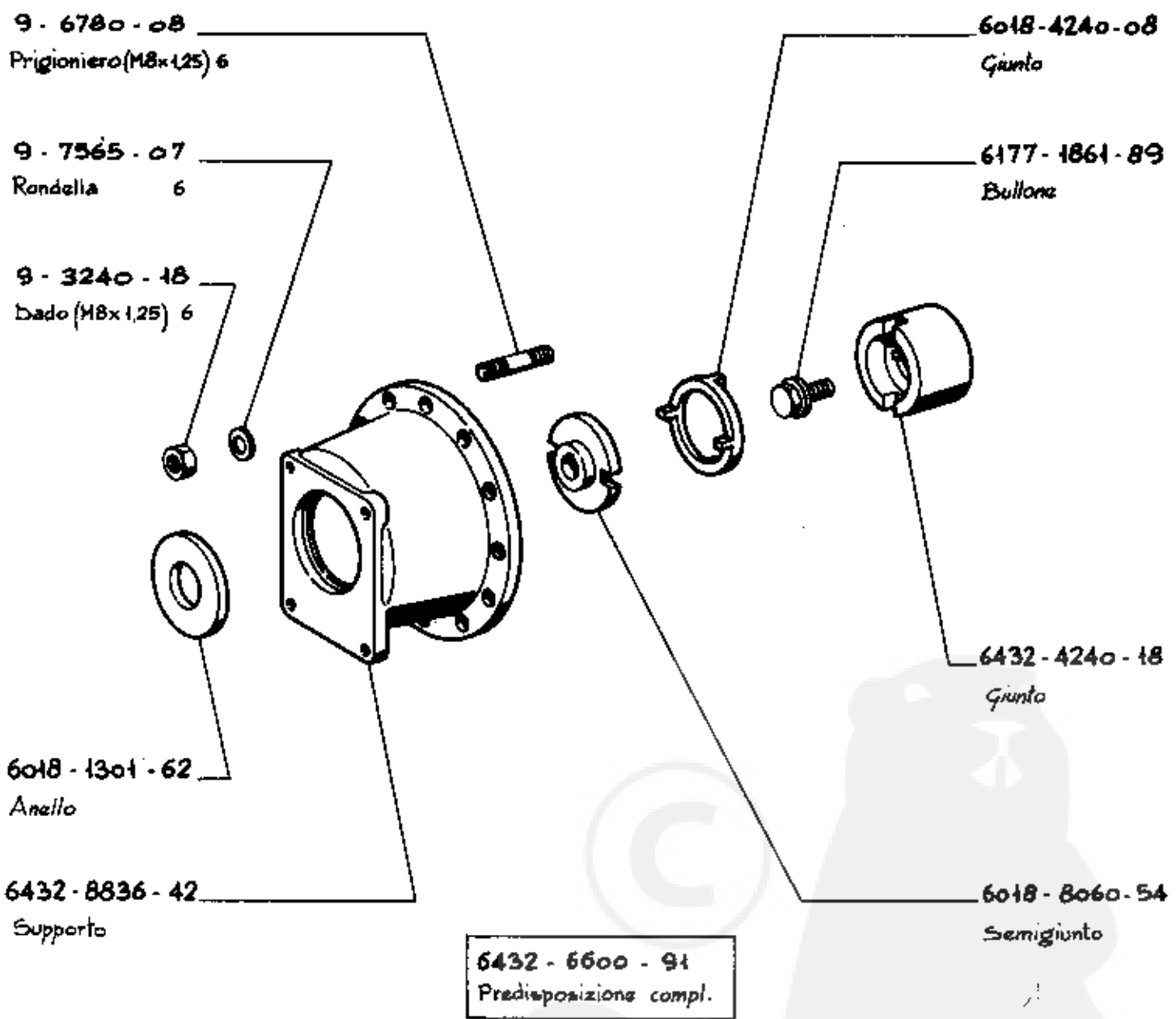
MOTORE MOTEUR ENGINE	SERIE	IM	COMPLESSIVO GROUPE ASSEMBLY	NON FORNITO SEOLTO * NON LIVRE SEPAREMENT NOT SUPPLIED SEPARATELY
QUADRETTO MANOVRA DISTANZA (Avv. el. dinam.) TABLEAU DE BORD A DISTANCE (Dém. él. dynast.) K.9967-78 REMOTE SWITCH PANEL ( El. start. dynast. )				TAVOLA TABLE 62  DATA DATE 7-83



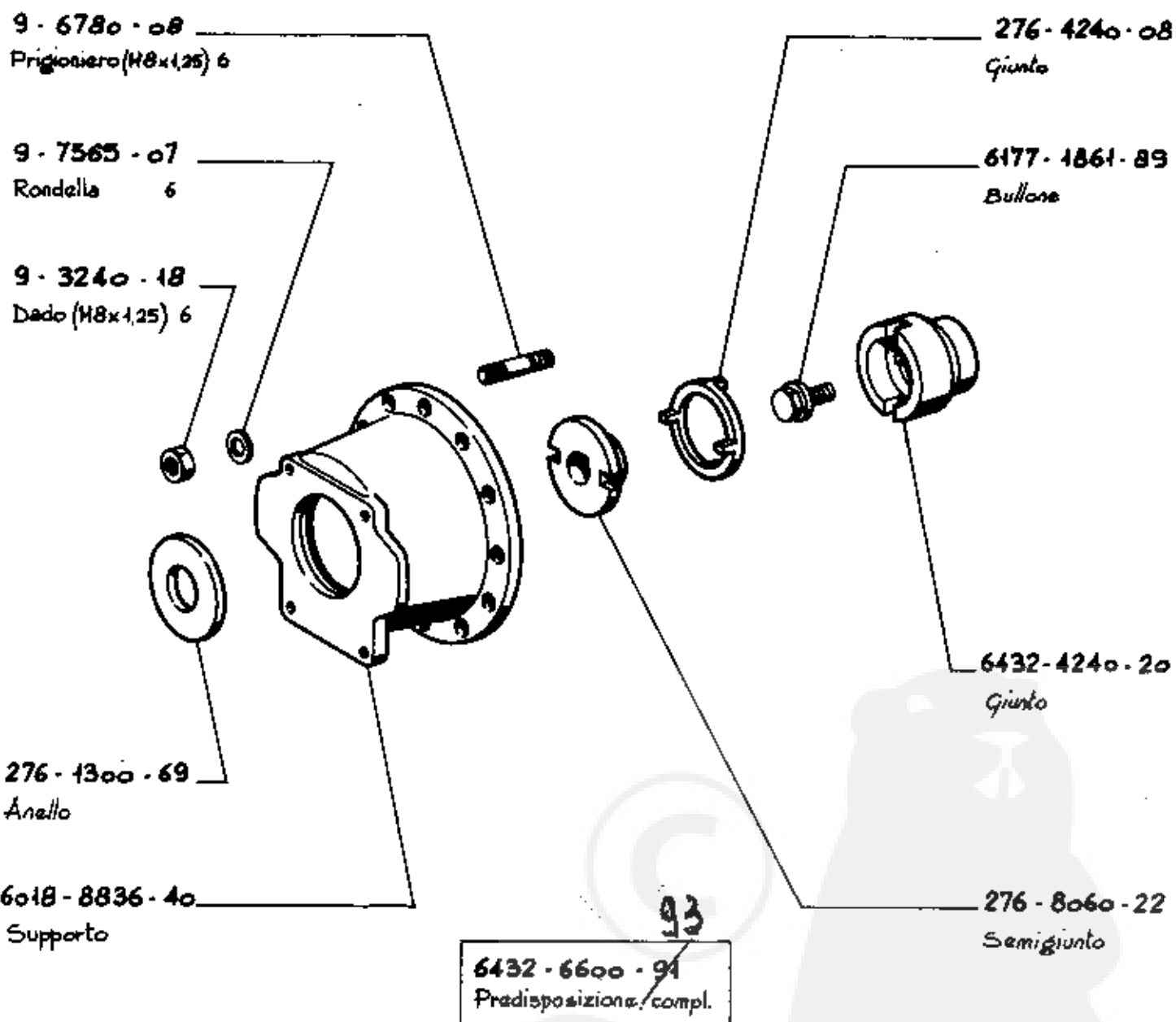
- Accoppiamento diretto -
- Accouplement direct.
- Direct coupling -

MOTORE MOTEUR ENGINE	SERIE	IM	COMPLESSIVO GROUPE ASSEMBLY	NON FORNITO SEOLTO * NON LIVRE SEPARMENT NOT SUPPLIED SEPARATELY
PREDISP. POMPA OLEODINAM. 1PS - Lato Volano PREDISP. POMPE HYDRAULIQ. 1PS - Côté Volant HYDRAUL. PUMP ADAPT. 1PS - Flywheel Side			K. 9995 - 81	TAVOLA TABLE 63
				DATA DATE 7-83

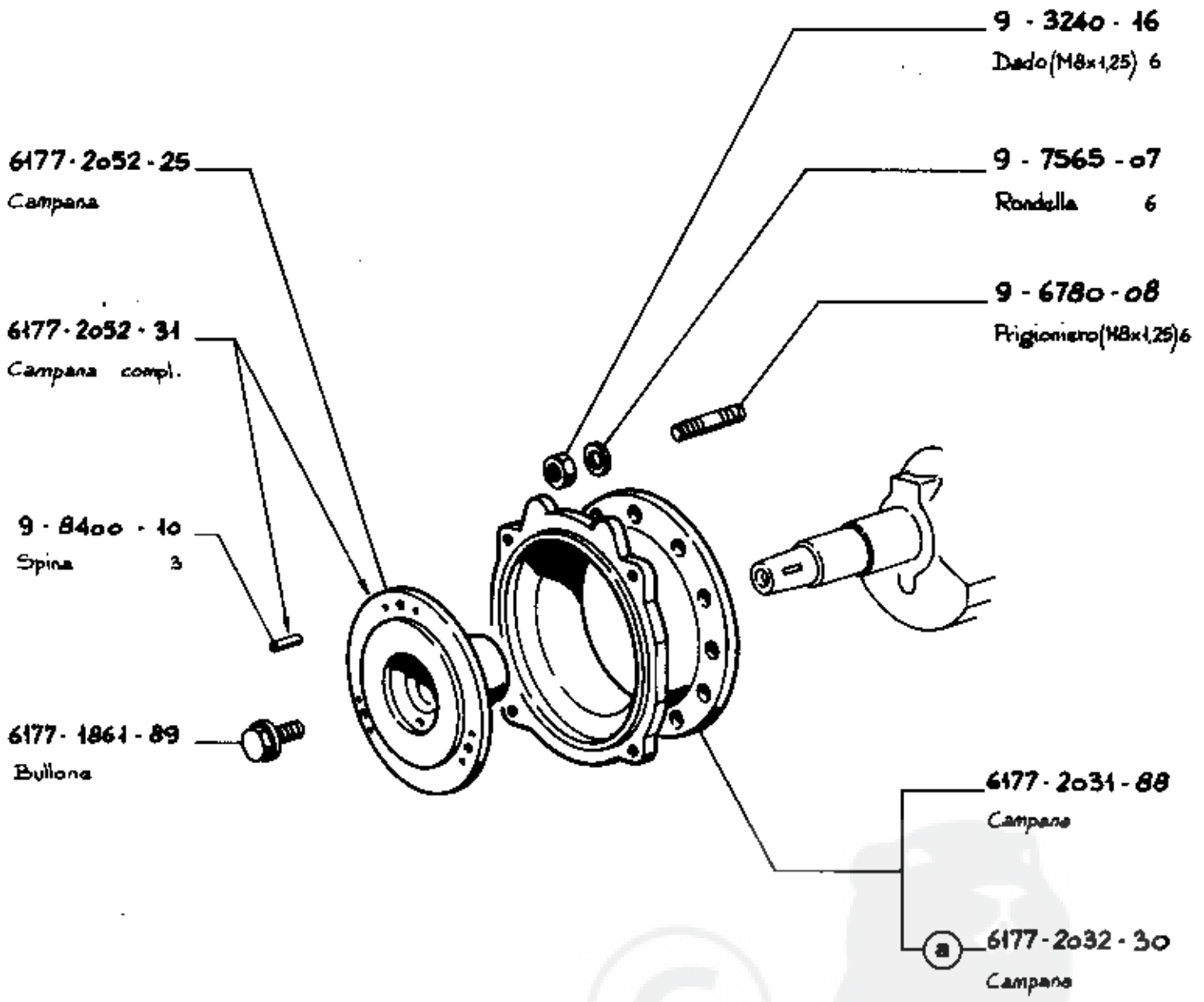




MOTORE MOTEUR ENGINE	SERIE IM	COMPLESSIVO GROUPE ASSEMBLY	NON FORNITO SCOLTO * NON LIVRE SEPAREMENT NOT SUPPLIED SEPARATELY
PREDISPOSIZIONE POMPA OLEODIN. 1PD - Lato presa moto PREDISPOSIT. POMPE HYDRAUL. 1PD - Côté prise de force K.9988 - 52 HYDRAULIC PUMP ADAPTER 1PD - P.T.O. side			TAVOLA TABLE 64  DATA DATE 7 - 83



MOTORE MOTEUR ENGINE	SERIE IM	COMPLESSIVO GROUPE ASSEMBLY	NON FORNITO SCIOLTO * NON LIVRE DEPARTEMENT NOT SUPPLIED SEPARATELY
PREDISPOSIZIONE POMPA OLEODIN. 2PD - Lato presa moto PREDISPOSIT. POMPE HYDRAUL. 2PD - Côté prise de force K.9988 - 53 HYDRAULIC PUMP ADAPTER 2PD - P.T.O. side			TAVOLA TABLE G 5  DATA DATE 7 - 83



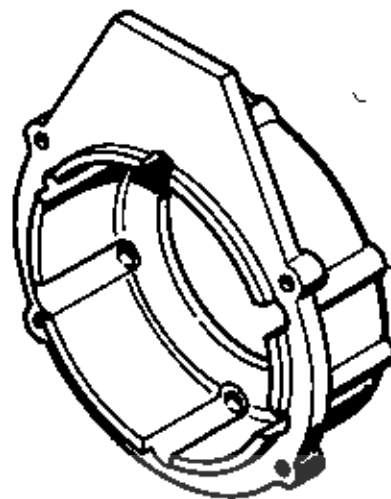
Versione IMER .

ⓐ Version IMER .

IMER version .

MOTORE MOTEUR ENGINE	SERIE IM	COMPLESSIVO GROUPE ASSEMBLY	NON FORNITO SEOLTO * NON LIVRE SEPAREMENT NOT SUPPLIED SEPARATELY
FLANGIATURA FRIZIONE *PITTERI A E 110 L., BRIDE EMBRAYAGE *PITTERI A E 110 L., *PITTERI A E 110 L. CLUTCH FLANGE		K. 9973 - 17  ⓐ K. 9999 - 909	TAVOLA TABLE <b>G 6</b>  DATA DATE 7 - 83



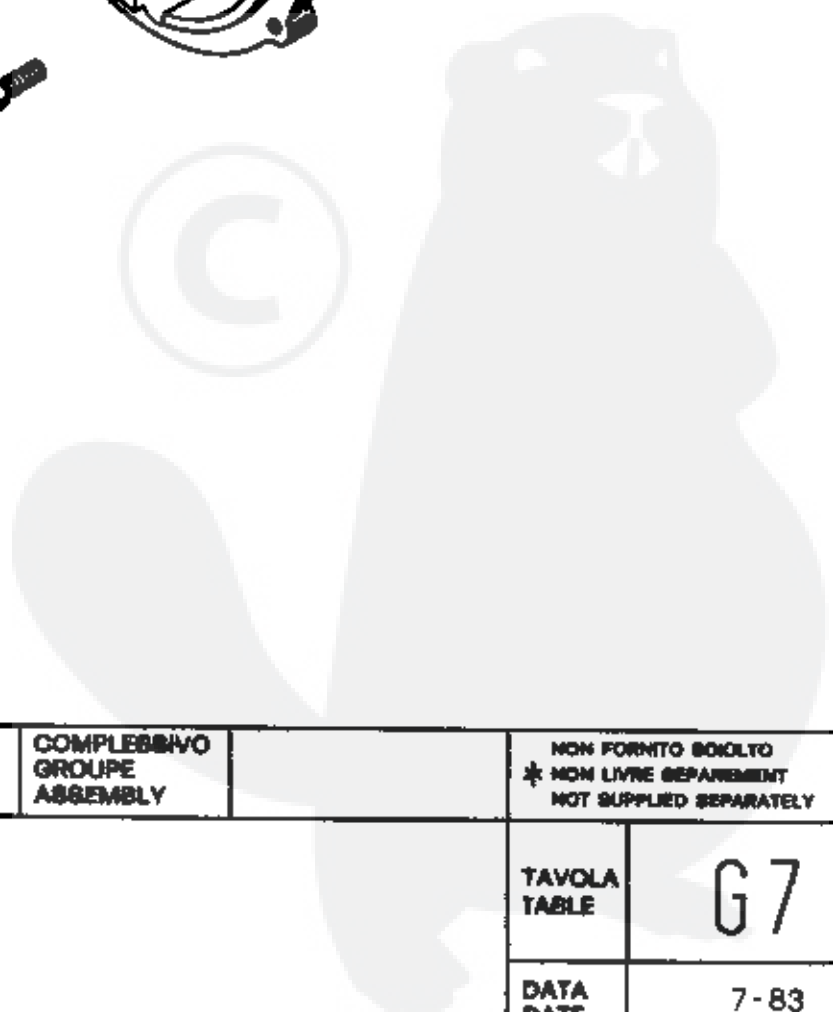


4034-2031-17

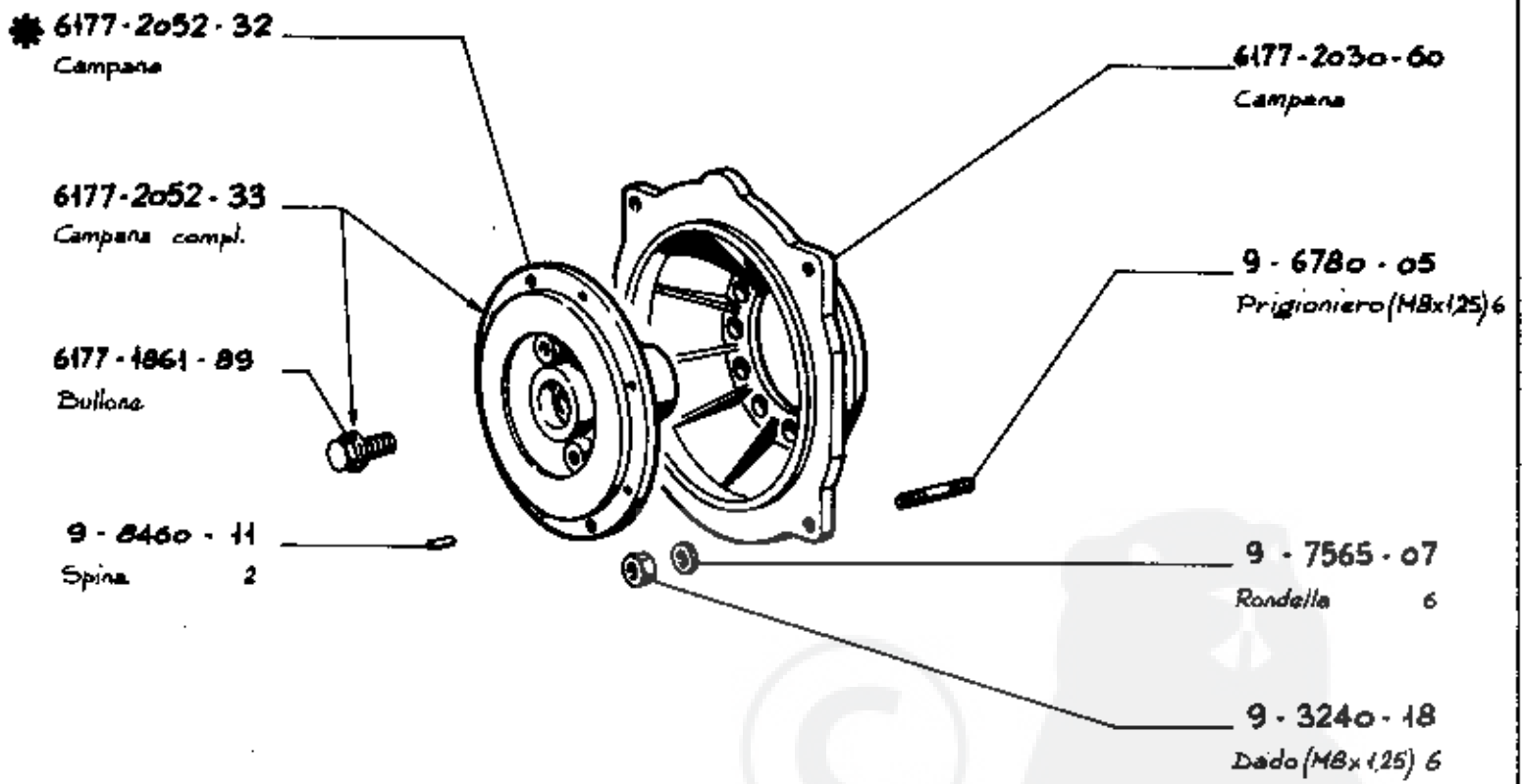
Campana

9-9730-25

Vite (M8x1,25) 6



MOTORE MOTEUR ENGINE	SERIE IM	COMPLESSIVO GROUPE ASSEMBLY	NON FORNITO SEOLTO * NON LIVRE SEPAREMENT NOT SUPPLIED SEPARATELY
FLANGIATURA STAUB BRIDE STAUB STAUB FLANGE			TAVOLA TABLE
			DATA DATE
			G7
			7-83



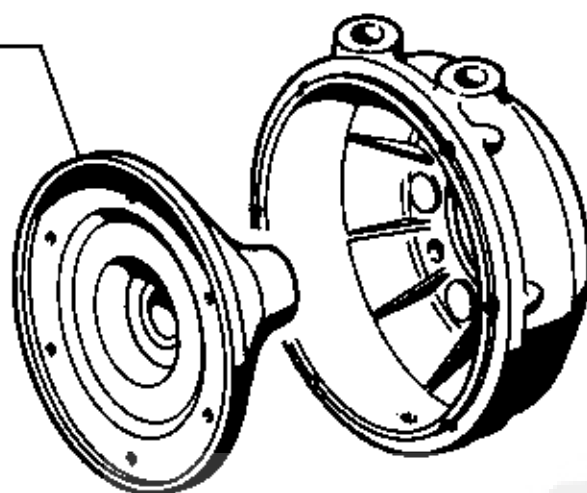
- Flangiatura tipo "A" per motocoltivatore .
- Bride type "A" pour motoculteur.
- "A" type flange for motor .tiller.

MOTORE MOTEUR ENGINE	SERIE IM	COMPLESSIVO GROUPE ASSEMBLY	NON FORNITO SCIOLTO * NON LIVRE SEPAREMENT NOT SUPPLIED SEPARATELY
FLANGIATURA CON CAMPANA PORTAFRIZIONE BRIDE AVEC CLOCHE EMBRAYAGE FLANGE WITH CLUTCH HOUSING			TAVOLA TABLE G 8
			DATA DATE 7-83



1028 - 2051 - 81

Campana



1028 - 2031 - 60

Campana

6177 - 1861 - 89

Bullone

9 - 7565 - 07

Rondella 6

9 - 3240 - 18

Dado (M8x1,25) 6

9 - 6780 - 05

Prigioniero (M8x1,25) 6

. Per motocoltivatore .

. Pour motoculteur .

. For motor tiller .

MOTORE MOTEUR ENGINE	SERIE IM	COMPLESSIVO GROUPE ASSEMBLY	NON FORNITO SEGLIATO * NON LIVRE SEPAREMENT NOT SUPPLIED SEPARATELY
FLANGIATURA CON CAMPANA PORTAFRIZIONE BRIDE AVEC CLOCHE EMBRAYAGE FLANGE WITH CLUTCH HOUSING			TAVOLA TABLE
			69
			DATA DATE
			7-83





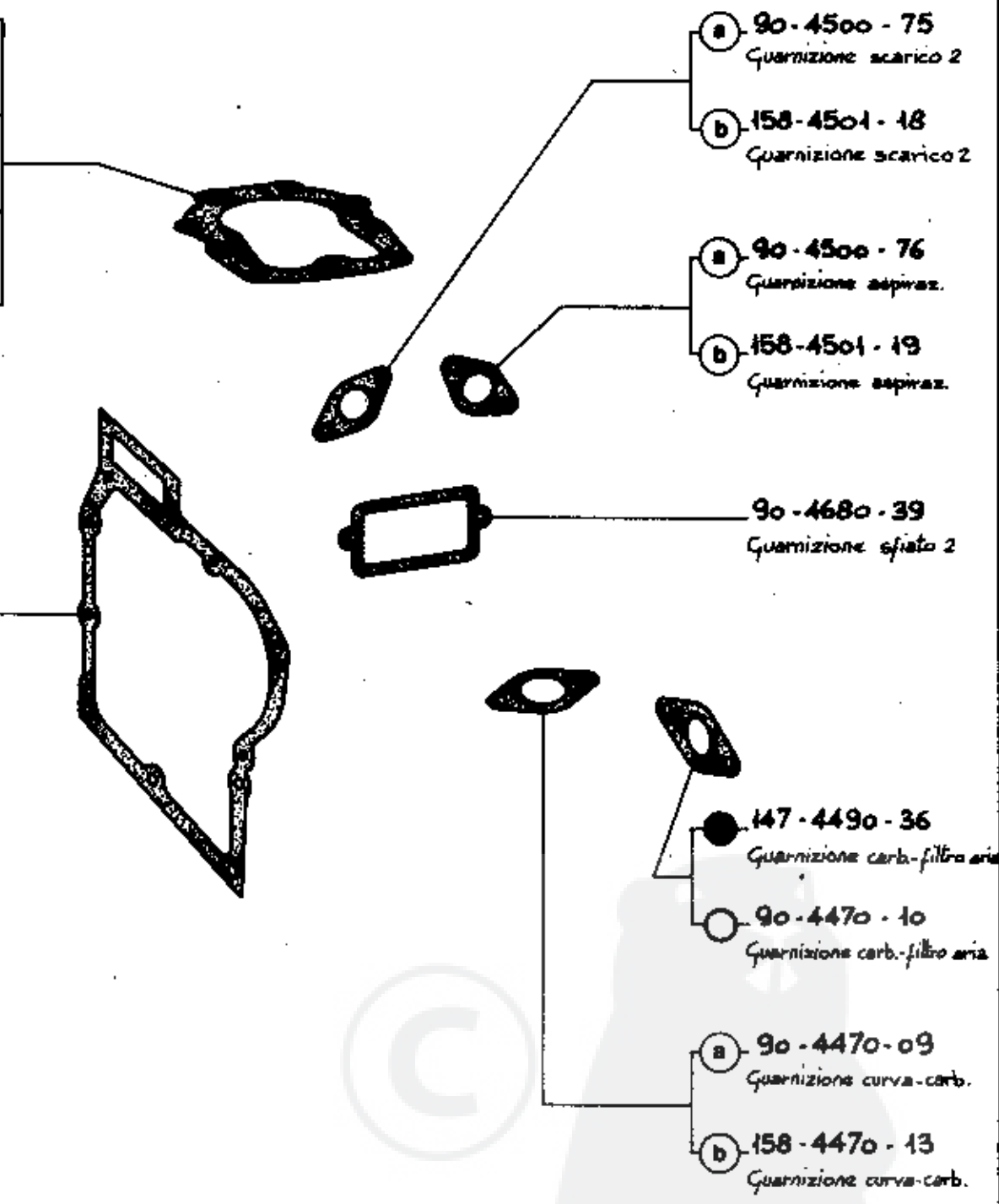
- 447-4730-46  
Guarniz. testa IM 250-251
- 155-4730-47  
Guarniz. testa IM 300-301
- 158-4730-48 (c)  
Guarniz. testa IM 252-302-352
- 158-4730-52 (b)  
Guarniz. testa IM 350-351

147-4601-29  
Guarnizione portina

447-8180-57  
Serie guarnizioni  
IM 250-251

155-8180-58  
Serie guarnizioni  
IM 300-301

158-8180-59  
Serie guarnizioni  
IM 252-302-350-351-352



(a) 90-4500-75  
Guarnizione scarico 2

(b) 158-4501-18  
Guarnizione scarico 2

(a) 90-4500-76  
Guarnizione aspiraz.

(b) 158-4501-19  
Guarnizione aspiraz.

90-4680-39  
Guarnizione sfianto 2

(●) 147-4490-36  
Guarnizione carb.-filtro aria

(○) 90-4470-10  
Guarnizione carb.-filtro aria

(a) 90-4470-09  
Guarnizione curva-carb.

(b) 158-4470-13  
Guarnizione curva-carb.

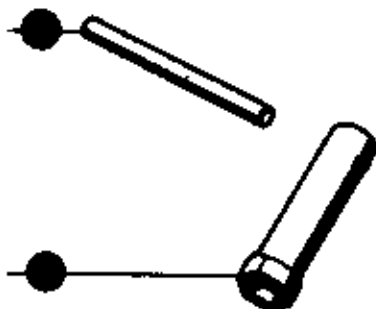
- (a) - Antemodifica.  
- Avant la modification.  
- Prior to improvement.
- (b) - Postmodifica.  
- Après la modification.  
- After improvement.
- (c) - Antemodifica solo per IM 250 e 351.  
- Avant la modification seulement pour IM 250 et 351.  
- Prior to improvement for IM 250 and IM 351.

- (○) - Per motore con filtro aria a bagno d'olio.  
- Pour moteur avec filtre à air à bain d'huile.  
- For engine with oil bath air cleaner.
- (●) - Per motore con filtro aria a secco.  
- Pour moteur avec filtre à air à sec.  
- For engine with dry air cleaner.

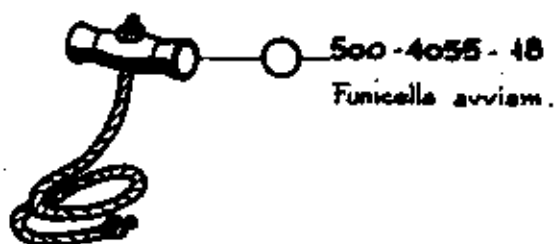
MOTORE MOTEUR ENGINE	SERIE IM	COMPLESSIVO GROUPE ASSEMBLY	NON FORNITO SCOLTO NON LIVRE SEPARATEMENT NOT SUPPLIED SEPARATELY
SERIE GUARNIZIONI JEU DE JOINTS GASKET SET			TAVOLA TABLE <b>G 10</b>
			DATA DATE 7 - 83



70-8375-03  
Spina



70-2320-42  
Chiave

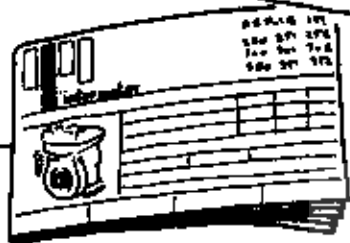


500-4055-18  
Funicella avviam.



1980-16  
Busta

147-5302-02  
Libretto Serie IM



70-5301-72  
Libretto Serie 400

● ○ 147-8140-71  
Serie accessori per motore standard

● 147-8140-72  
Serie accessori per motore con autoavvolg.

● - Serie accessori per motore con autoavvolgente.

○ - Jeu accessoires pour moteur avec lanc. à cable.

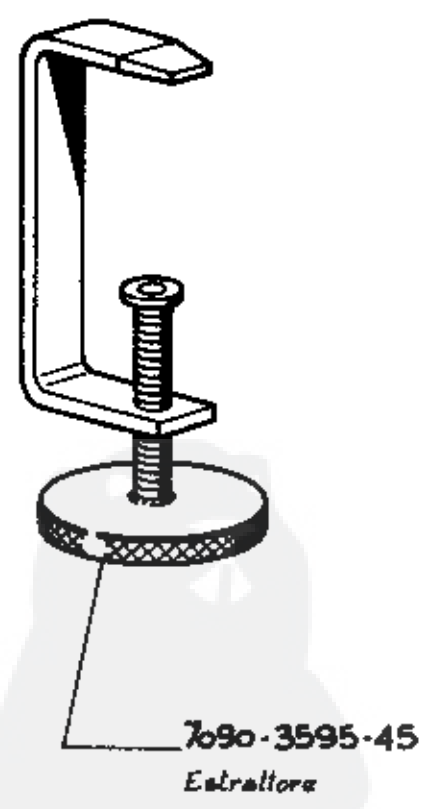
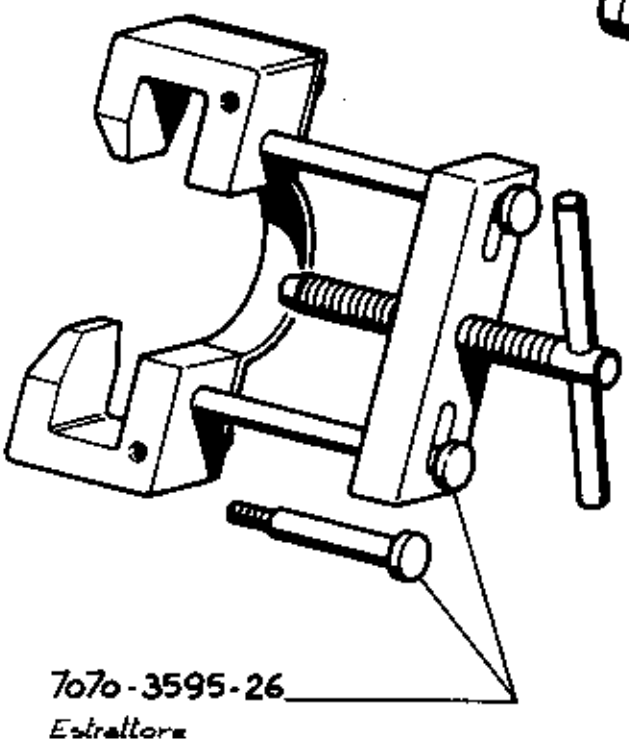
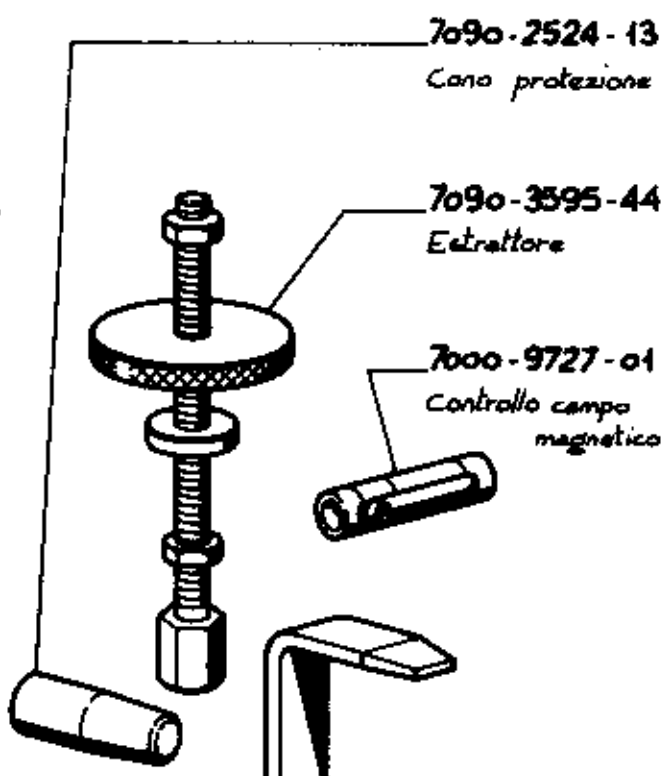
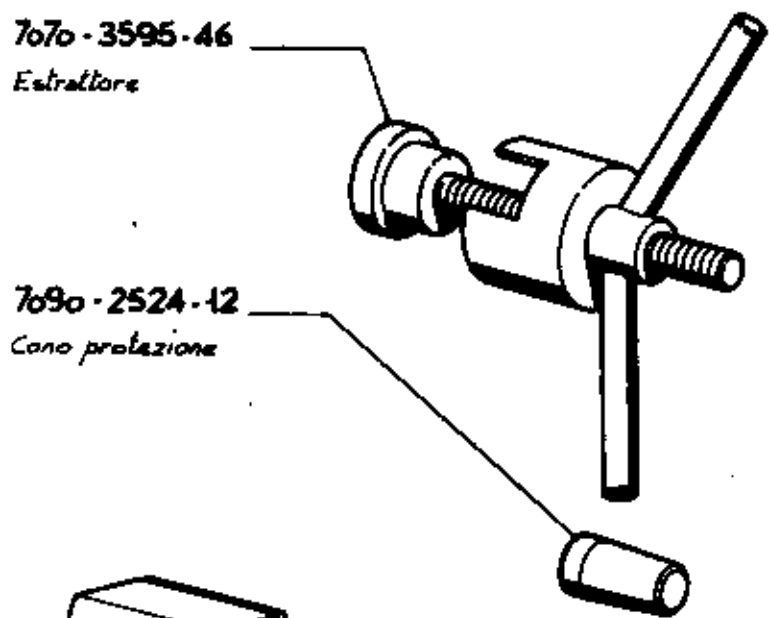
- Accessory set for engine with rewind starter.

● - Serie accessori per motori standard.

○ - Jeu accessoires pour moteur standard.

○ - Accessory set for standard engine.

MOTORE MOTEUR ENGINE	SERIE IM	COMPLESSIVO GROUPE ASSEMBLY	NON FORNITO SEOLTO * NON LIVRE SEPAREMENT NOT SUPPLIED SEPARATELY
BUSTA ACCESSORI POCHETTE ACCESSOIRES ACCESSORY KIT			TAVOLA TABLE
			G 11
			DATA DATE
			7-83



MOTORE MOTEUR ENGINE	SERIE IM	COMPLESSIVO GROUPE ASSEMBLY	NON FORNITO SEGLTO * NON LIVRE SEPARMENT NOT SUPPLIED SEPARATELY	
ATTREZZATURA SPECIALE OUTILLAGES SPECIFIQUES SPECIAL TOOLS			TAVOLA TABLE	G 12
			DATA DATE	7-83





MOTORE MOTEUR ENGINE		GRUPPO GROUPE SET		POMPA POMPE PUMP	
Tipo Type	Albero a gomito Vilebrequin Crankshaft	Motto teleg. e mod. K Mot télégr. et mod. K Code No.	Matr. Intermotor Matr. Intermotor Ref. No. Intermotor	Tipo Type	Costruttore Constructeur Manufacturer
M 300	6177-1052-86	* BETULLA 703400 ● BIADA 703410	6009-6582-50	ROBBI / 117	MELLINI & MARTIGNONI Via Circonvallaz. 22 42016 GUASTALLA (RE) Tel. (0522) 824217 824444
	6177-1052-86	* SACCA 703390 ● BAMBÒ 703380	6009-6582-49	RONCHI / 157	
M 350	6177-1052-86	CAFFÈ 705670 ● CALLA 705680	6009-6584-10	ILLASI / 119	
	6177-1052-86	* CASTAGNO 705630 ● CEDRO 705640	6009-6584-07	INCISA / 151	
	6177-1052-86	* CICLAMINO 705650 ● CHIESIO 705660	6009-6584-09	ISOLA / 184	
M 250	6177-1052-86	ABELIA 703498 ● ACACIA 703500	<i>Grande Litro 069</i> 6009-6582-07	BOLSENA / 174	
	6177-1052-86	AGAVE 703560 ● ALGA 703680	<i>Grande Litro 060</i> 6009-6581-94 <i>Towato Rec. P. 55 003</i>	BRECCIA / 144	
	6177-1052-86	ALLORO 703690 ● ANANAS 703700	<i>Grande Litro 061</i> 6009-6582-30	BRACCIANO / 115	
M 300	6177-1052-86	BANANO 703370 ● BEGONIA 703360	<i>Grande Litro 067</i> 6009-6582-48	CANOSA / 149	
IM 300	6177-1052-88	* BULBO 703460 ● BASILICO 703450	6009-6582-53	C 1 1/2 R / 165	ALPHA POMPE Via Molino Emili 25030 MACLODIO (BS) Tel. (030) 978474
	6177-1052-88	A BUCANEVE 703470 * ● BOSSO 703480	6009-6582-52	D 2 1/2 RA / 117	
IM 350	6177-1052-88	* CAMELIA 705730 ● CARCIOFO 705740	6009-6584-12	C 2 1/2 R / 124	
IM 250	6177-1052-88	A ANEMONE 703710 * ● ASPARAGO 703720	6009-6582-62	B 2 K Q/A 116	G M P Via Sale n° 117/121 25064 GUSSAGO (BS) Tel. (030) 2770683
IM 350	6177-1052-88	A CIPRESSO 705610 * ● COCCO 705620	6009-6584-11	B 3 K Q/A 116	
NOTE REMARKS	* - CON PIASTRA DI FLANGIATURA - AVEC BRIDE 90-8280-17 - WITH MOUNTING FLANGE ● - GRUPPO CON MOTORE A PETROLIO - GROUPE AVEC MOTEUR A PETROLE - UNIT WITH KEROSENE ENGINE A - AUTODESCANTI - AUTOAMORCANTES - SELF PRIMING		- PER I RICAMBI DELLA POMPA RIVOLGERSI DIRETT. AI COSTRUTT. - POUR LES PIECES DE LA POMPE S'ADRESSER AUX CONSTRUCTEURS - APPLY DIRECTLY TO MANUFACTURERS FOR PUMP PARTS ORDERS		

TAVOLA COSTRUTTORI POMPE  
TABLE FOURNISSEURS POMPES  
PUMP SUPPLIERS DIRECTORY

TAVOLA  
TABLE

G 13

DATA  
DATE

7-83