



CATALOGO GENERALE RICAMBI

serie 400



**ristampa da microfiches
marzo 1997**


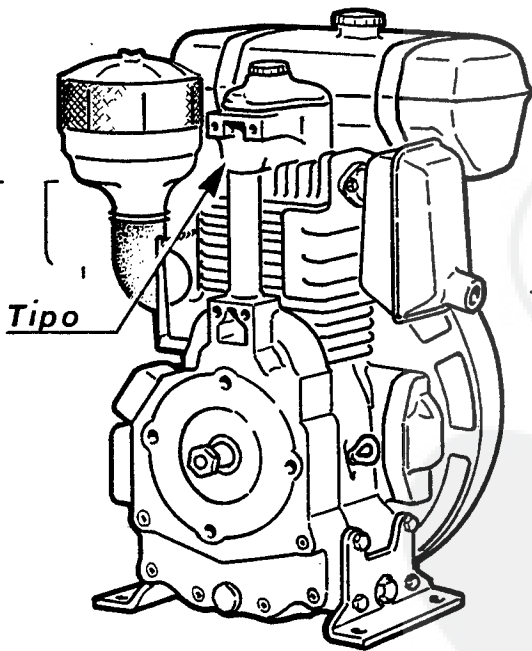
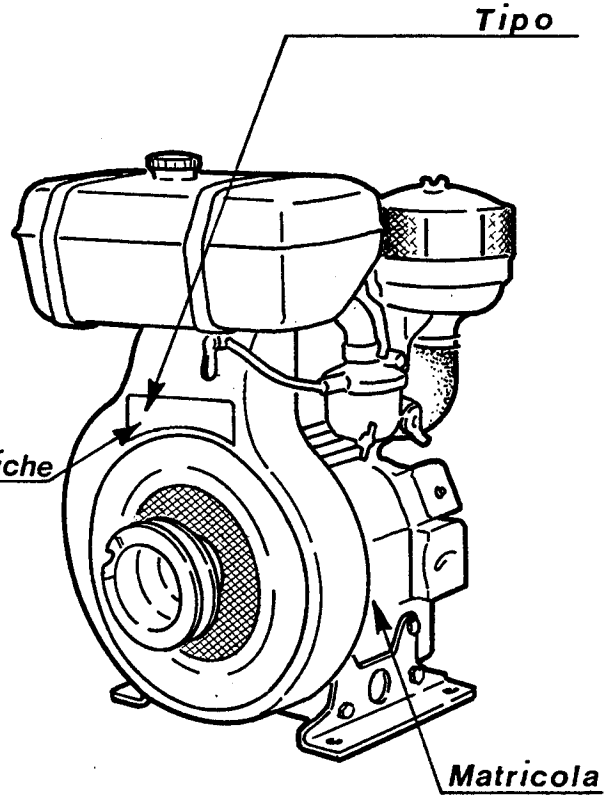


intermotor

intermotor

intermotor

intermotor



MOTORE MOTEUR ENGINE	SERIE 400	COMPLESSIVO GROUPE ASSEMBLY	NON FORNITO SCIOLTO * NON LIVRE SEPAREMENT NOT SUPPLIED SEPARATELY
IDENTIFICAZIONE MOTORE REPERES MOTEUR ENGINE IDENTIFICATION		TAVOLA TABLE	A 1
		DATA DATE	4 - 81

A	1	IDENTIFICAZIONE MOTORE	REPERES MOTEUR	ENGINE IDENTIFICATION	
	2	INDICE	TABLE DES MATIERES	INDEX	
	3	BASAMENTO	CARTER MOTEUR	CRANKCASE	
	4	CILINDRO	CYLINDRE	CYLINDER	
	5, 6	TESTA	CULASSE	CYLINDER HEAD	
	7	CAPPELLO - SFIATO	COUVERCLE - RENIFLARD	ROCKER ARM COVER - BREATHER	
	8, 9	SCATOLA DISTRIBUZIONE	CARTER DISTRIBUTION	GEAR TRAIN HOUSING	
	10	COPERCHIO - TUBO ASTE	COUVERCLE - TUYAU TIGES	COVER - PUSHROD TUBE	
	11	LEVERAGGIO	LEVIER	LINKAGE	
	12,13	REGOLATORE	REGULATEUR	GOVERNOR	
	14	ALBERO A GOMITO	VILEBREQUIN	CRANKSHAFT	
	B	1	ALBERO A CAMME	ARBRE A CAMES	CAMSHAFT
		2	DECOMPRESSIONE	DECOMPRESSION	COMPRESSION RELEASE
		3, 4	CONVOGLIATORI	CONVOYEUR	SHROUD
5		VOLANO	VOLANT	FLYWHEEL	
6		PISTONE	PISTON	PISTON	
7		BIELLA	BIELLE	CONNECTING ROD	
8, 9		IMPIANTO ACCENSIONE - STOP	SISTEME D'ALLUMAGE - STOP	IGNITION SYSTEM - STOP	
10		ACCENSIONE A TRANSISTOR	ALLUMAGE A TRANSISTOR	TRANSISTORIZED IGNITION	
11,12,13		COMANDO ACCELERATORE	COMMANDE ACCELERATEUR	TROTTLE CONTROL	
14		COMANDO FARFALLA ARIA	COMMANDE STARTER	CHOKE CONTROL	
C	1, 2, 3, 4, 5, 6	PIEDI	PIEDS	MOUNTS	
	7, 8	FILTRI ARIA	FILTRES A AIR	AIR CLEANER	
	9	PROTEZIONE - PATTINO	PROTECTION - PATIN	GUARD - PAD	
	10	CURVA ASPIRAZIONE	COUDE ASPIRATION	INTAKE ELBOW	
	11, 12, 13, 14	CARBURATORE	CARBURATEUR	CARBURETOR	
D	1, 2, 3, 4	MARMITTE - TUBO	POTS - TUYAU	MUFFLERS - TUBE	
	5	SERBATOI	RESERVOIRS COMBUSTIBLE	FUEL TANKS	
	6, 7	PRESE DI MOTO	PRISES DE FORCE	POWER TAKE OFFS	
	8	ALIMENTAZIONE GAS LIQUIDO	ALIMENTATION GAZ LIQUIDE	LIQUIFIED GAS FUELING	
	9, 10	GIUNTI	ACCOUPEMENTS	COUPLINGS	
	11	FLANGE TRASMISSIONE	BRIDES ACCOUPLEMENT	DRIVE FLANGES	
	12, 13	PULEGGIA CENTRIFUGA	POULIE CENTRIFUGE	CENTRIFUGAL PULLEY	
E	14	ALIMENTAZIONE MOTOCOLTIVATORE	ALIMENTATION MOTOCULTEUR	MOTOR TILLER FUEL SYSTEM	
	1, 2, 3	ALTERNATORI	ALTERNATEURS	ALTERNATORS	
	4	AVVIAMENTO AUTOAVVOLGENTE	DEMARRAGE PAR LANCEUR	RECOIL STARTER	
	5	AVVIATORE AUTOAVVOLGENTE	LANCEUR A CABLE	REWIND STARTER	
	6, 7	AVVIAMENTI ELETTRICI	DEMARRAGES ELECTRIQUES	ELECTRICAL STARTINGS	
	8, 9	QUADRETTI MANOVRA	TABLEAUX DE MANOEUVRE	PANEL BOARDS	
	10, 11	SCHEMI ELETTRICI	SCHEMAS ELECTRIQUES	WIRING DIAGRAMS	
	12	FRIZIONE	EMBRAYAGE	CLUTCH	
F	1, 2, 3, 4	PREDISPOSIZIONE POMPA OLEODIN.	PREDISP. POMPES HYDRAULIQUES	HYDRAULIC PUMP ADAPTER	
	5, 6, 7, 8, 9 10, 11, 12, 13, 14	FLANGIATURE	BRIDES	FLANGES	
G	1, 2, 3, 4, 5, 6, 7	RIDUTTORI	REDUCTEURS	REDUCTION GEARS	
	8	SFIATO PROTETTO	RENIFLARD PROTEGE	PROTECTED BREATHER	
	9	BLOCCO MOTORE	BLOC MOTEUR	SHORT BLOCK	
	10	SERIE GUARNIZIONI	JEU DE JOINTS	GASKET SET	
	11	SERIE ACCESSORI	JEU ACCESSOIRES	ACCESSORY KIT	
	12, 13	CARRELLO MOTOPOMPA	CHARIOT MOTOPOMPE	MOTORPUMP TROLLEY	
	14	TAVOLA COSTRUTTORI POMPE	TABLE FOURNISSEURS POMPES	PUMP SUPPLIERS DIRECTORY	
MOTORE MOTEUR ENGINE		SERIE 400			



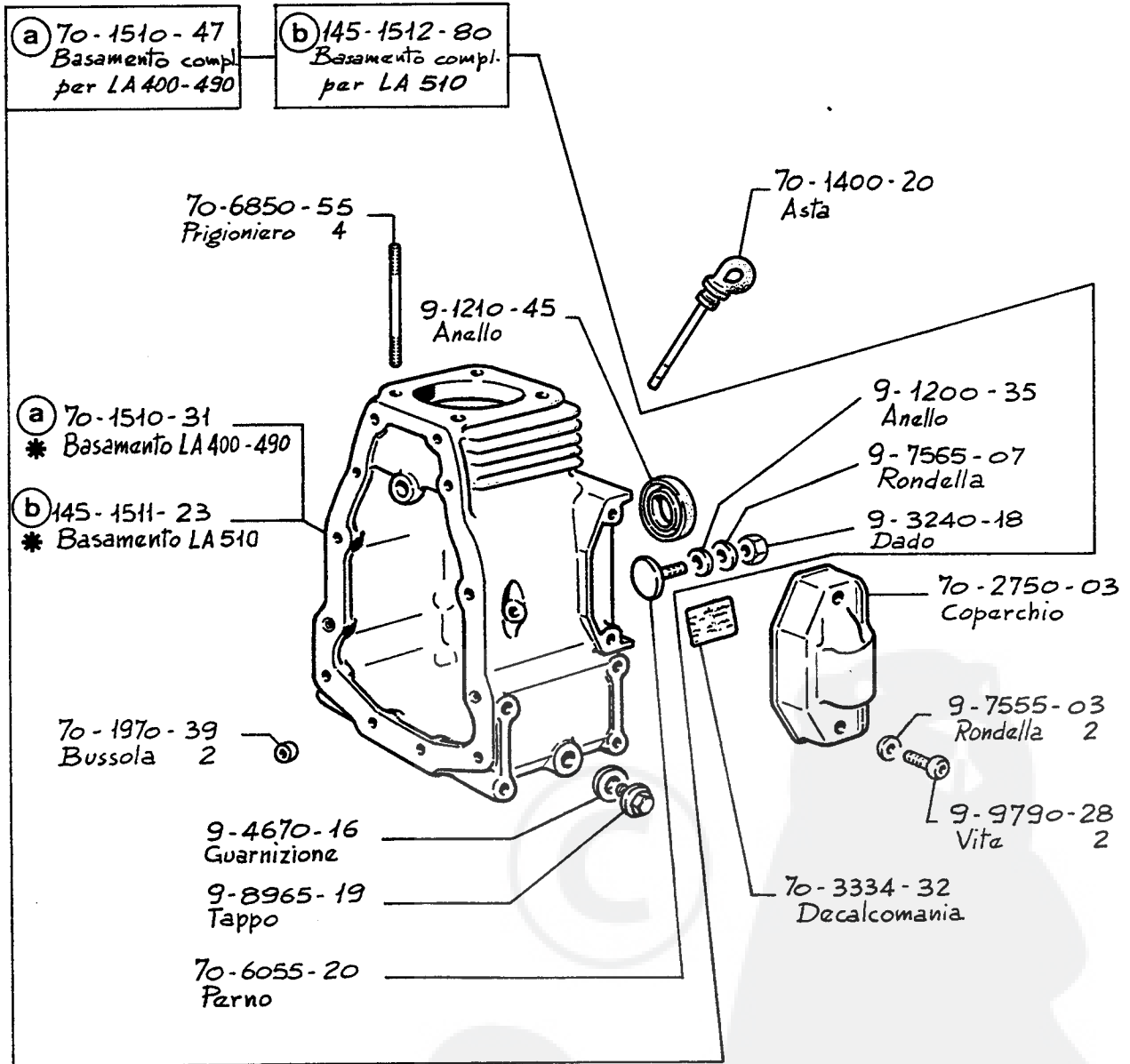
INDICE
TABLE DES MATIERES
INDEX

TAVOLA
TABLE

A2

DATA
DATE

4-81



N O T E
 REMARQUES
 REMARKS

(a) - Per motore LA 400-490
 - Pour moteur LA 400-490
 - For engine LA 400-490

(b) - Per motore LA 510
 - Pour moteur LA 510
 - For engine LA 510

MOTORE
 MOTEUR
 ENGINE

SERIE 400

COMPLESSIVO
 GROUPE
 ASSEMBLY

NON FORNITO SCIOLTO
 * NON LIVRE SEPARMENT
 NOT SUPPLIED SEPARATELY

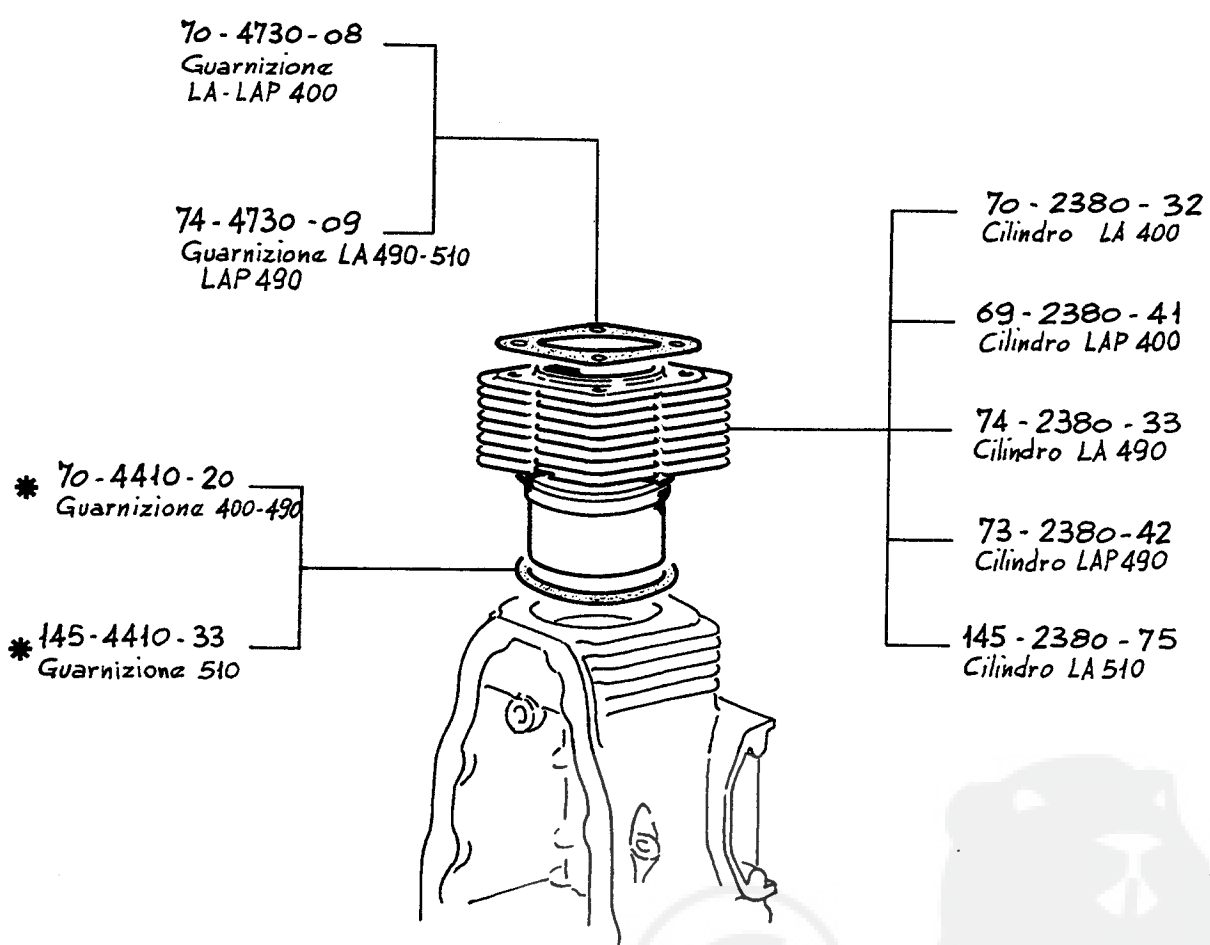
BASAMENTO
 CARTER MOTEUR
 CRANKCASE

TAVOLA
 TABLE

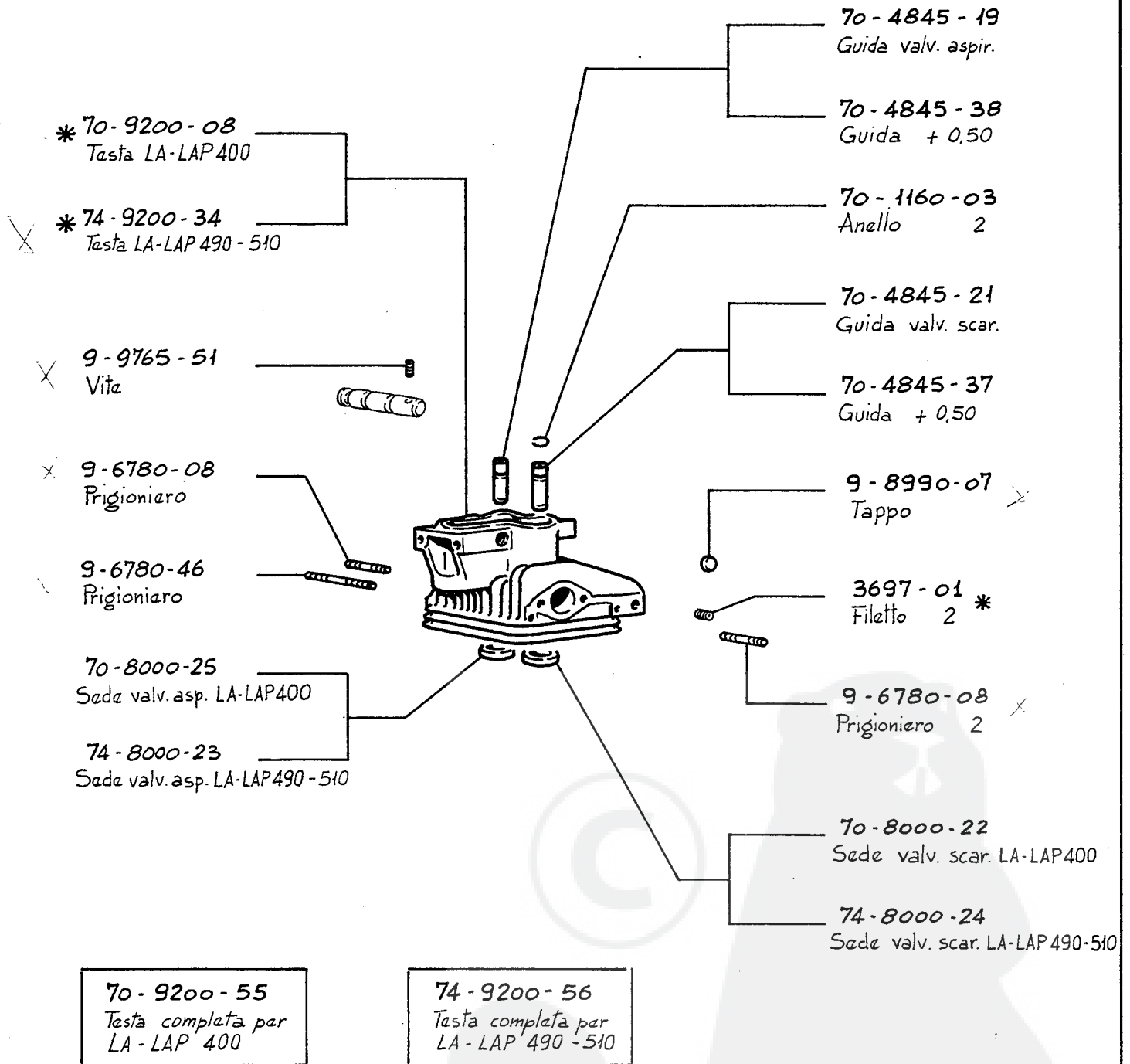
A 3

DATA
 DATE

4-81



MOTORE MOTEUR ENGINE	SERIE 400	COMPLESSIVO GROUPE ASSEMBLY	NON FORNITO SCIOLTO * NON LIVRE SEPAREMENT NOT SUPPLIED SEPARATELY	
CILINDRO CYLINDRE CYLINDER			TAVOLA TABLE	A4
			DATA DATE	4-81



NOTE
REMARQUES
REMARKS

MOTORE
MOTEUR
ENGINE

SERIE 400

COMPLESSIVO
GROUPE
ASSEMBLY

NON FORNITO SCIOLTO
* NON LIVRE SEPAREMENT
NOT SUPPLIED SEPARATELY

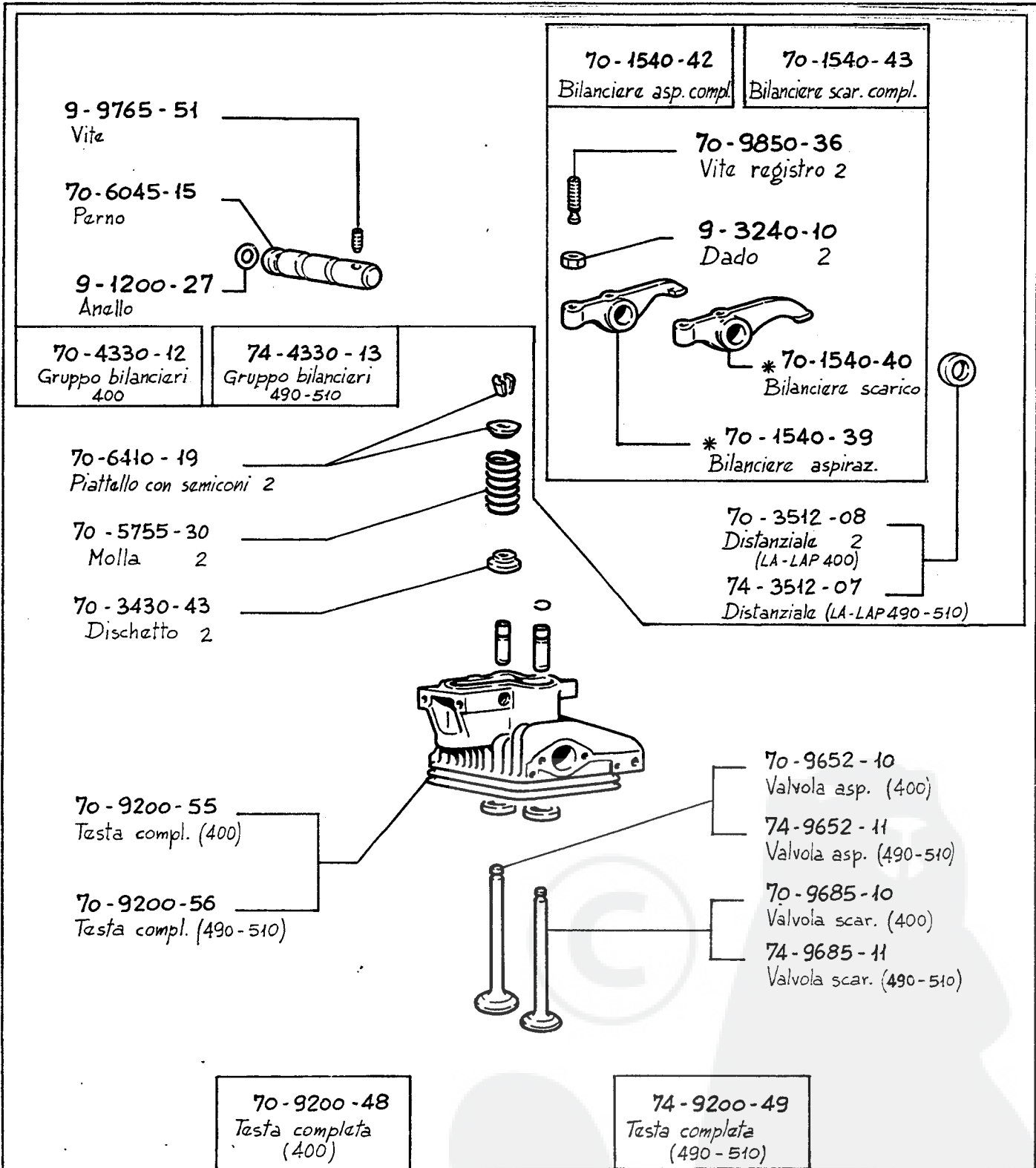
TESTA
CULASSE
CYLINDER HEAD

TAVOLA
TABLE

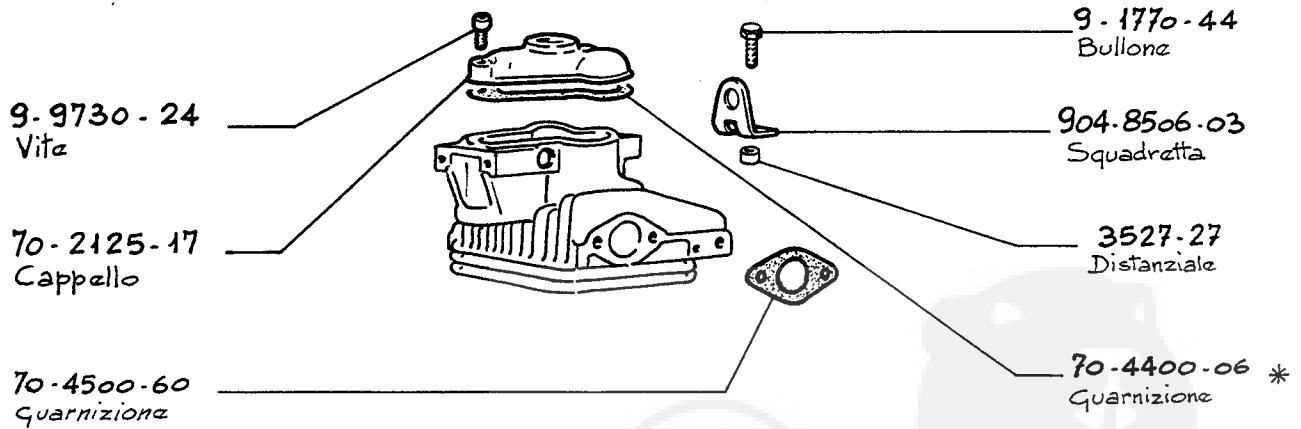
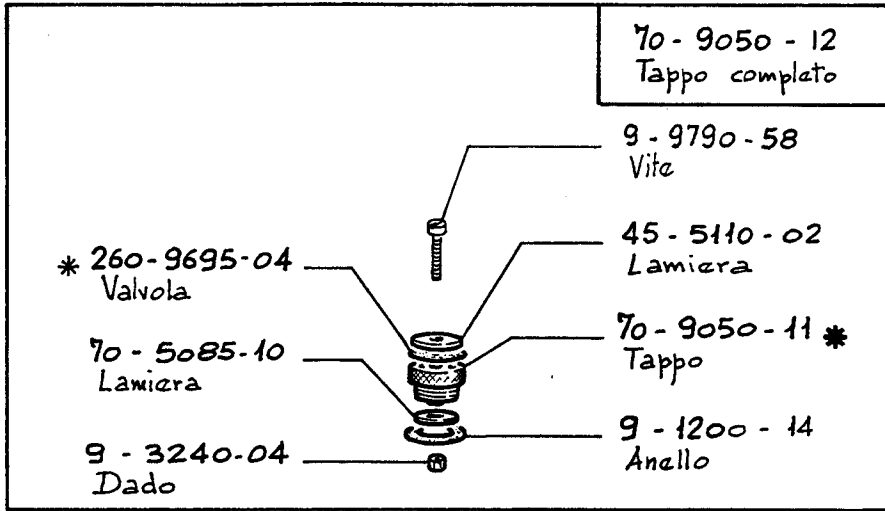
A5

DATA
DATE

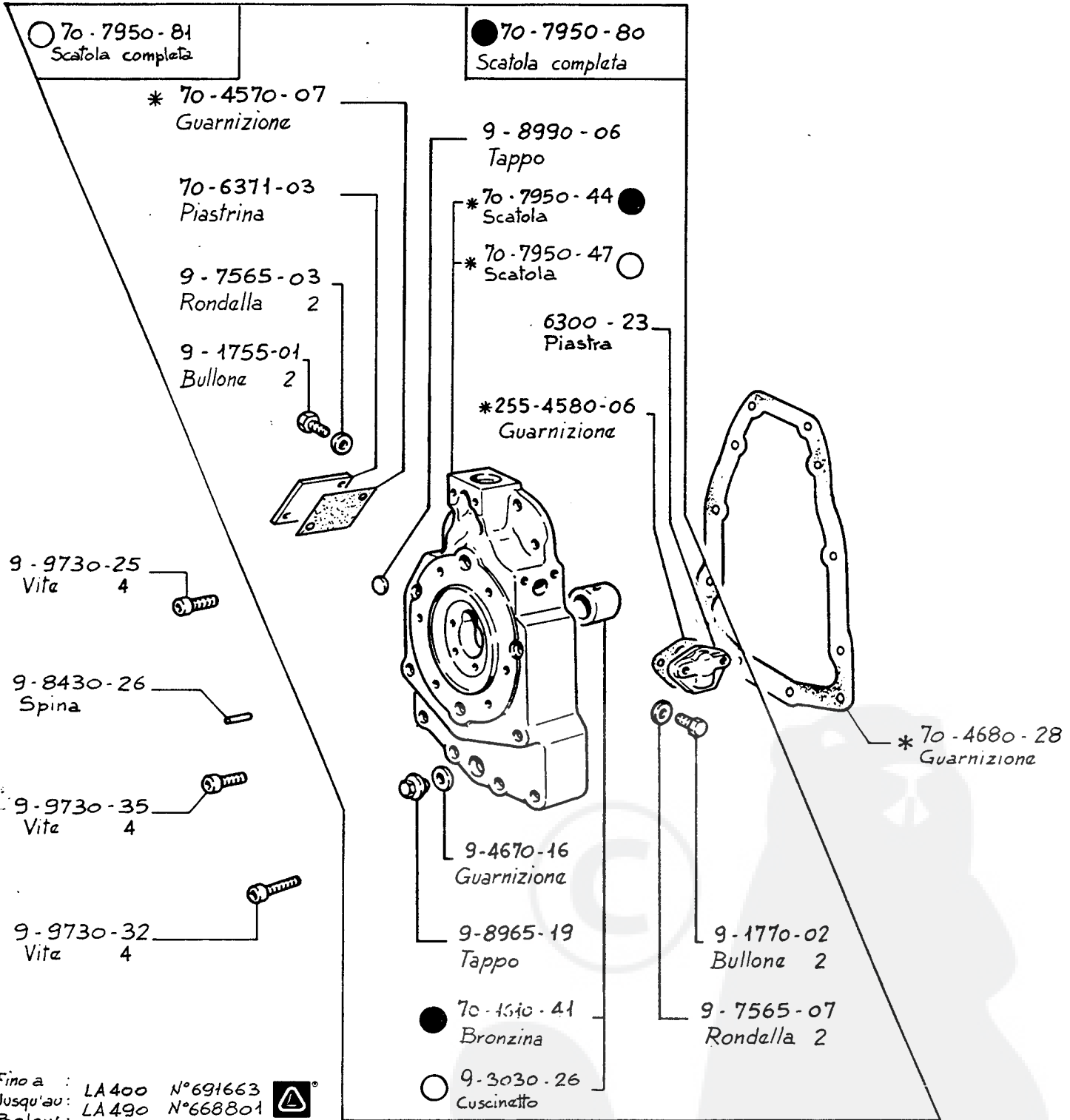
4-81



MOTORE MOTEUR ENGINE	SERIE 400	COMPLESSIVO GROUPE ASSEMBLY	NON FORNITO SCIOLTO * NON LIVRE SEPAREMENT NOT SUPPLIED SEPARATELY
TESTA CULASSE CYLINDER HEAD		TAVOLA TABLE	A6
		DATA DATE	4-81



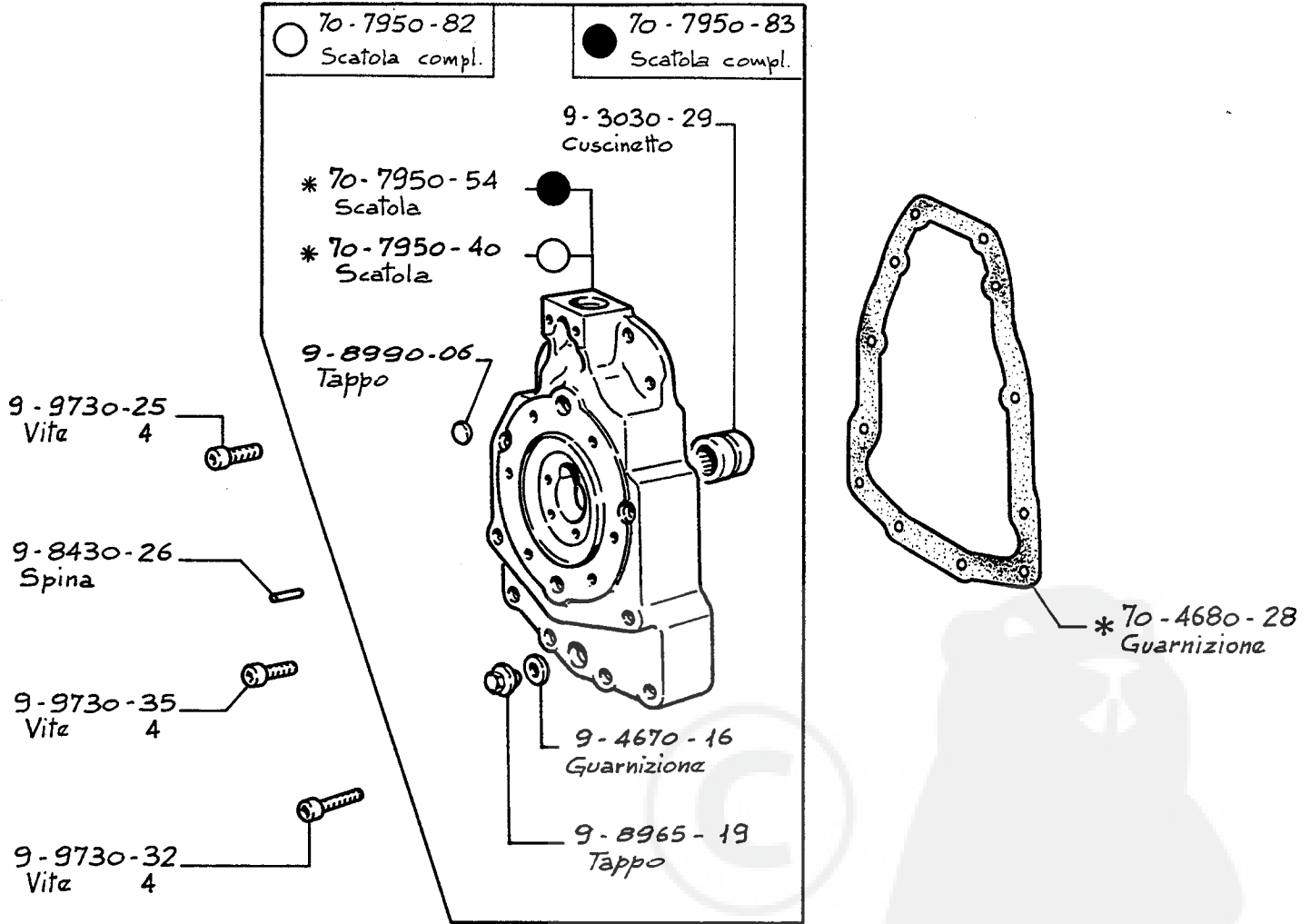
MOTORE MOTEUR ENGINE	SERIE 400	COMPLESSIVO GROUPE ASSEMBLY	NON FORNITO SCIOLTO * NON LIVRE SEPARMENT NOT SUPPLIED SEPARATELY
CAPPELLO BILANCIERI COUVERCLE CULBUTEURS ROCKER ARM COVER			TAVOLA TABLE
			A7
			DATA DATE
			4-81



NOTE
 - Accensione a transistor e pompa A.C.
 ● - Allumage à transistor et pompe d'aliment.
 - Transistorized ignition and fuel feed. pump

REMARQUES
 - Accensione a transistor, pompa A.C. con accoppiam. a cinghia.
 ○ - Allumage à transistor, pompe d'aliment. avec accoupl. par courroie.
 - Transistorized ignition, fuel feeding pump with vee-belt coupling.

MOTORE MOTEUR ENGINE	SERIE 400	COMPLESSIVO GROUPE ASSEMBLY	NON FORNITO SCIOLTO * NON LIVRE SEPAREMENT NOT SUPPLIED SEPARATELY
SCATOLA DISTRIBUZIONE CARTER DISTRIBUTION GEAR TRAIN HOUSING		TAVOLA TABLE	A8
		DATA DATE	4-81



- A partire da : LA 400 N° 691664
- A partir de : LA 490 N° 668802
- Starting from :

NOTE
REMARQUES
REMARKS

- Standard.
- Per pompa alimentazione / Pour pompe d'alimentation / For fuel feeding pump

MOTORE MOTEUR ENGINE	SERIE 400	COMPLESSIVO GROUPE ASSEMBLY	NON FORNITO SCIOLTO * NON LIVRE SEPAREMENT NOT SUPPLIED SEPARATELY
----------------------------	-----------	-----------------------------------	--

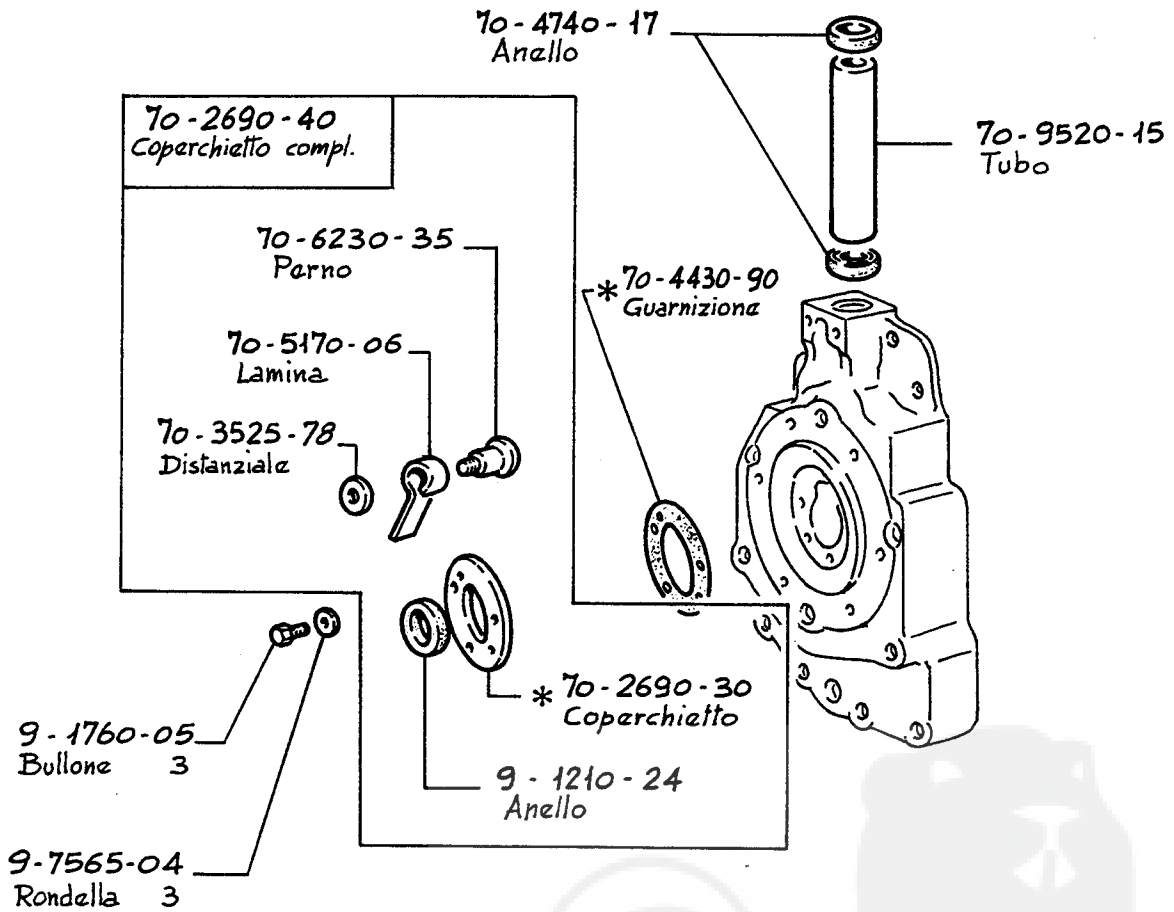
SCATOLA DISTRIBUZIONE
CARTER DISTRIBUTION
GEAR TRAIN HOUSING

TAVOLA
TABLE

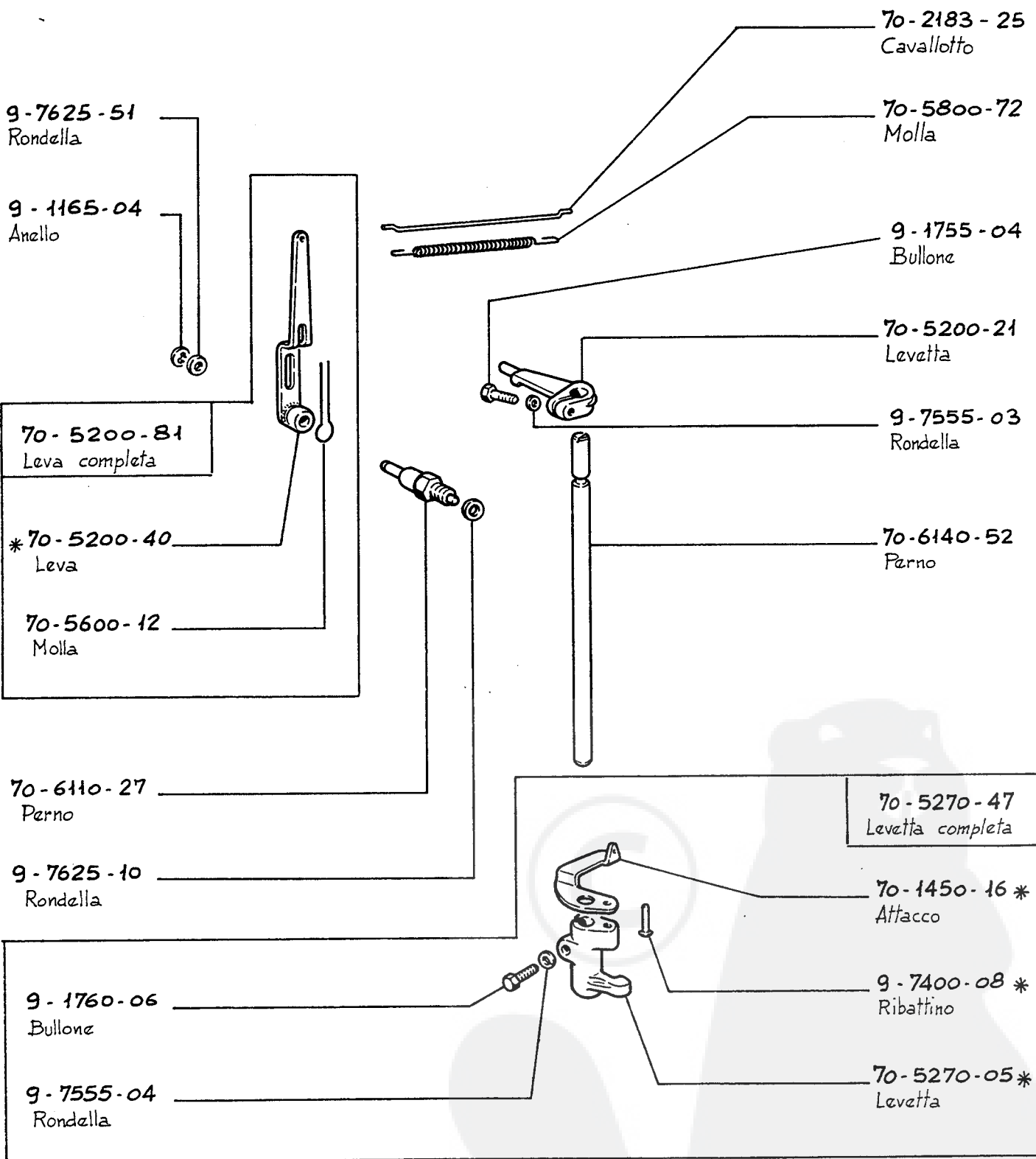
A9

DATA
DATE

4-81



MOTORE MOTEUR ENGINE	SERIE 400	COMPLESSIVO GROUPE ASSEMBLY	NON FORNITO SCIOLTO * NON LIVRE SEPAREMENT NOT SUPPLIED SEPARATELY
COPERCHIO - TUBO ASTE PUNTERIE COUVERCLE - TUYAU TIGES POUSSOIRS COVER - PUSHROD TUBE			TAVOLA TABLE
			A10
			DATA DATE
			4-81



MOTORE
MOTEUR
ENGINE

SERIE 400

COMPLESSIVO
GROUPE
ASSEMBLY

NON FORNITO SCIOLTO
* NON LIVRE SEPAREMENT
NOT SUPPLIED SEPARATELY

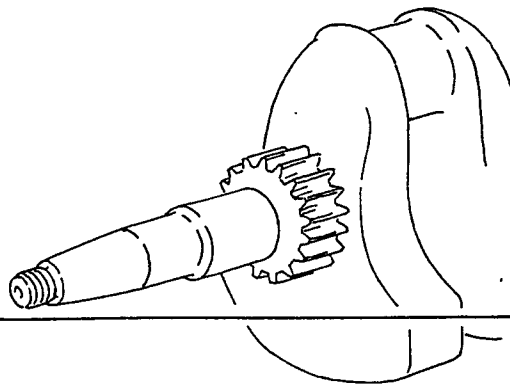
LEVERAGGIO
LEVIER
LINKAGE

TAVOLA
TABLE

A11

DATA
DATE

4-81



70 - 4910 - 17

Ingranaggio completo

* 70 - 4910 - 13
Ingranaggio

9 - 1240 - 16
Anello

9 - 4670 - 04
Guarnizione

9 - 1770 - 04
Bullone

9 - 7770 - 52
Rullino

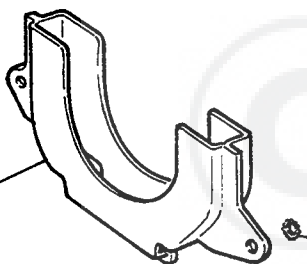
70 - 3495 - 35
Distanziale 2

70 - 6130 - 19
Perno

70 - 7200 - 34
Puntalino

70 - 5496 - 07
Massa 3

70 - 6110 - 33
Perno 3



70 - 9710 - 15
Vaschetta

9 - 1760 - 01
Bullone 2

9 - 7540 - 04
Rondella 2

MOTORE
MOTEUR
ENGINE

SERIE 400

COMPLESSIVO
GROUPE
ASSEMBLY

NON FORNITO SCIOLTO
* NON LIVRE SEPAREMENT
NOT SUPPLIED SEPARATELY

REGOLATORE
REGULATEUR
GOVERNOR

TAVOLA
TABLE

A12

DATA
DATE

4-81



6019-5801-01
Molla

(a)




6319-5202-80
Leva

(a)

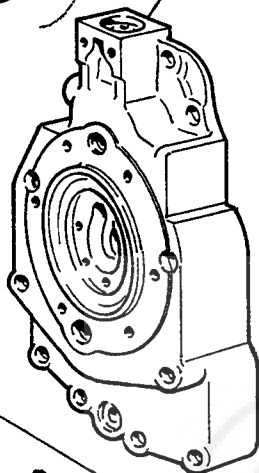


VEDI CIRCOLARE TECNICA N° 624



6019-5202-79
Leva

(a)



(b)

70-7950-30
Scatola

(b)

9-3030-26
Cuscinetto

6019-5203-58
Levetta completa

*

9-7555-04
Rondella

9-1760-06
Bullone



(a)

70-5496-16
Massa 3

70-4884-07
Ingranaggio compl.

- Per gruppo elettrogeno
- Groupe électrogène
- Generating set

(a)

K. 9987-02

(b)

K. 9987-03

MOTORE
MOTEUR
ENGINE

SERIE 400

COMPLESSIVO
GROUPE
ASSEMBLY

NON FORNITO SCIOLTO
* NON LIVRE SEPARMENT
NOT SUPPLIED SEPARATELY

REGOLATORE
REGULATEUR
GOVERNOR

TAVOLA
TABLE

A13

DATA
DATE

4-81



(a) 70-1050-49 ●
Albero a gomito compl.

(b) 72-1050-50 ○
Albero a gomito compl.

* 70-1050-27
Albero

* 72-1050-29
Albero

(c) 70-4935-33
Ingranaggio con
centrifugatore

70-2194-03
Centrifugatore

* 70-4935-30
Ingranaggio

9-5715-62
Molla

9-3260-14 ●
Dado

9-3260-11 ○
Dado

(A) 9-2280-46
Chiavetta

45-2225-07
Chiavetta

(a)(b) 9-8990-05
Tappo

(a)(b) 9-8990-02
Tappo

9-3002-58
Cuscinetto

(a)(b) 9-2280-47 **(A)**
Chiavetta

45-2200-04
Chiavetta

NOTE

REMARQUES

REMARKS

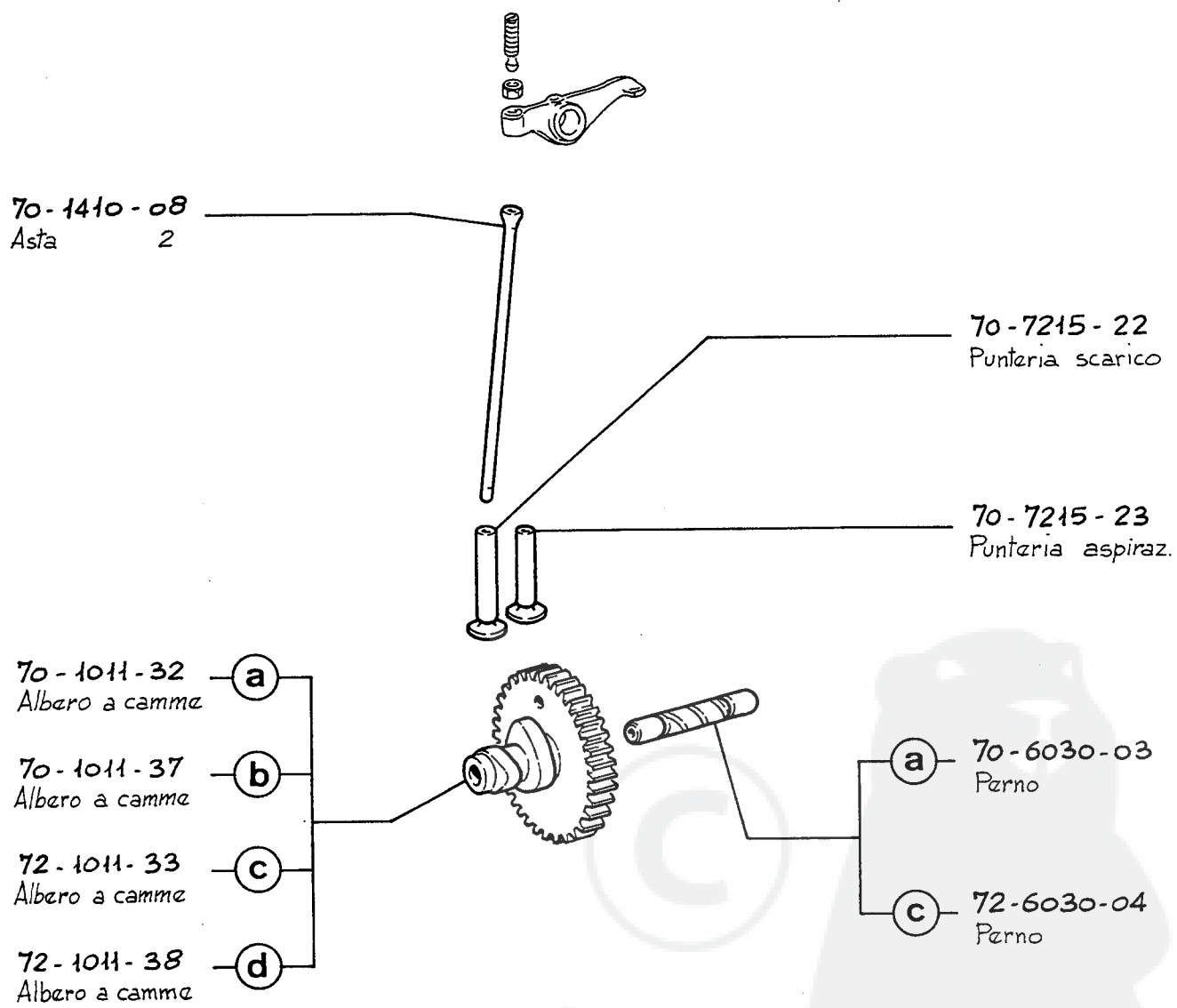
(a) Per motore con senso di rotazione orario .
Pour moteur avec sens de rotation horaire .
For engine with clockwise rotation .

(b) Per motore con senso di rotazione antiorario .
Pour moteur avec sens de rotation à gauche
For engine with anticlockwise rotation .

Apartire da } LA400 1039055
LAP400 990739
(A) A partir de } LA490 1040228
Starting from } LAP490 1015978

MOTORE MOTEUR ENGINE	SERIE 400	COMPLESSIVO GROUPE ASSEMBLY	NON FORNITO SCIOLTO * NON LIVRE SEPAREMENT NOT SUPPLIED SEPARATELY
----------------------------	-----------	-----------------------------------	--

ALBERO A GOMITO VILEBREQUIN CRANKSHAFT	TAVOLA TABLE	A14
	DATA DATE	4-81




NOTE REMARQUES REMARKS	(a) <i>Per motore normale.</i> <i>Pour moteur normal.</i> <i>For standard engine.</i>	(c) <i>Per motore con rotazione antioraria.</i> <i>Pour moteur avec rotation antihoraire.</i> <i>For engine with counterclockwise rotation.</i>
	(b) <i>Per motore con pompa alimentazione.</i> <i>Pour moteur avec pompe d'alimentation.</i> <i>For engine with fuel feeding pump.</i>	(d) <i>Per motore con pompa alimentaz. (Rotaz. antioraria)</i> <i>Pour moteur avec pompe d'alimentat. (Rotat. antihoraire)</i> <i>For engine with fuel feeding pump. (Counterclockwise rotat.)</i>

MOTORE MOTEUR ENGINE	SERIE 400	COMPLESSIVO GROUPE ASSEMBLY	NON FORNITO SCIOLTO * NON LIVRE SEPAREMENT NOT SUPPLIED SEPARATELY
----------------------------	-----------	-----------------------------------	--

ALBERO A CAMME ARBRE A CAMES CAMSHAFT	TAVOLA TABLE	81
	DATA DATE	4-81

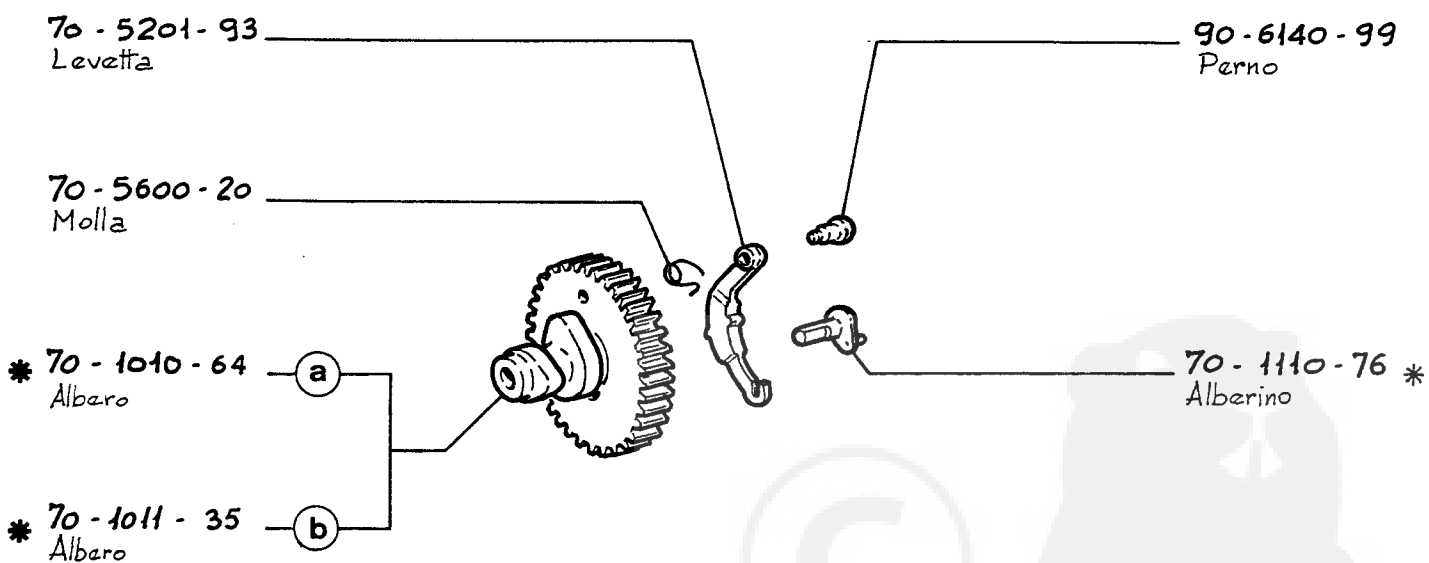


VEDI CIRCOLARE
TECNICA



N° 622

DEL 4. 4. 1984



70 - 3348 - 24
a) Decompr. compl.

70 - 3348 - 25
b) Decompr. compl. per
pompa alimentazione

NOTE
REMARQUES
REMARKS

K.9979-16

a) - Per motore senza pompa alimentazione.
- Pour moteur sans pompe d'alimentation.
- For engine without fuel feeding pump.

K.9982-05

b) - Per motore con pompa alimentazione.
- Pour moteur avec pompe d'alimentation.
- For engine with fuel feeding pump.

MOTORE
MOTEUR
ENGINE

COMPLESSIVO
GROUPE
ASSEMBLY

NON FORNITO SCIOLTO
* NON LIVRE SEPAREMENT
NOT SUPPLIED SEPARATELY

DECOMPRESSIONE AUTOM.
DECOMPRESSION AUTOM.
AUTOM. COMPRESSION RELEASE

TAVOLA
TABLE

B 2

DATA
DATE

4 - 81



9-3240-36
Dado 2

70-5065-15
Lamiara

70-5065-28
LA, LAL 400 - LA490
LA 510

69-5065-36
LAP 400, 490

9-7565-04
Rondalla 4

9-1760-01
Bullone 4

70-5065-27
Lamiara

70-9245-26
Tirante

9-7540-02
Rondalla

9-3240-03
Dado

Lamiara

Targhetta

Convogliatore

* 70-9106-46
LA 400

* 91-9106-50
LAL 400

* 69-9106-47
LAP 400

* 70-9106-80
LA 400 Sin.

* 69-9106-79
LAP 400 Sin.

* 74-9106-48
LA 490

* 73-9106-49
LAP 490

* 74-9106-82
LA 490 Sin.

* 73-9106-81
LAP 490 Sin.

* 145-9106-51
LA 510

70-9820-69
Vite 4

70-3334-31
Decalcomania

9-1770-68
Bullone 4

9-7540-06
Rondalla 4

70-2565-38
LA, LAL 400 - LA 490
LA 510

69-2565-61
LAP 400, 490

MOTORE
MOTEUR
ENGINE

SERIE 400

COMPLESSIVO
GROUPE
ASSEMBLY

NON FORNITO SCIOLTO
* NON LIVRE SEPARMENT
NOT SUPPLIED SEPARATELY

CONVOGLIATORE
COIFFE VENTILATEUR
SHROUD

TAVOLA
TABLE

83

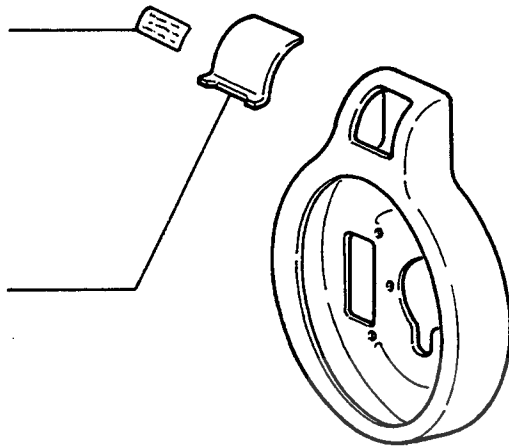
DATA
DATE

4-81



70-3334-33
Decalcomania

70-6660-20
Portina



70-2565-56
Convogliatore LA 400-490-510

72-2565-57
Convogliatore LA 400 Sin.-490 Sin.

69-2565-65
Convogliatore LAP 400-490

71-2565-64
Convogliatore LAP 400 Sin.-490 Sin.

MOTORE
MOTEUR
ENGINE

SERIE 400

COMPLESSIVO
GROUPE
ASSEMBLY

NON FORNITO SCIOLTO
* NON LIVRE SEPAREMENT
NOT SUPPLIED SEPARATELY

CONVOGLIATORE
COIFFE VENTILATEUR
SHROUD

TAVOLA
TABLE

B4

DATA
DATE

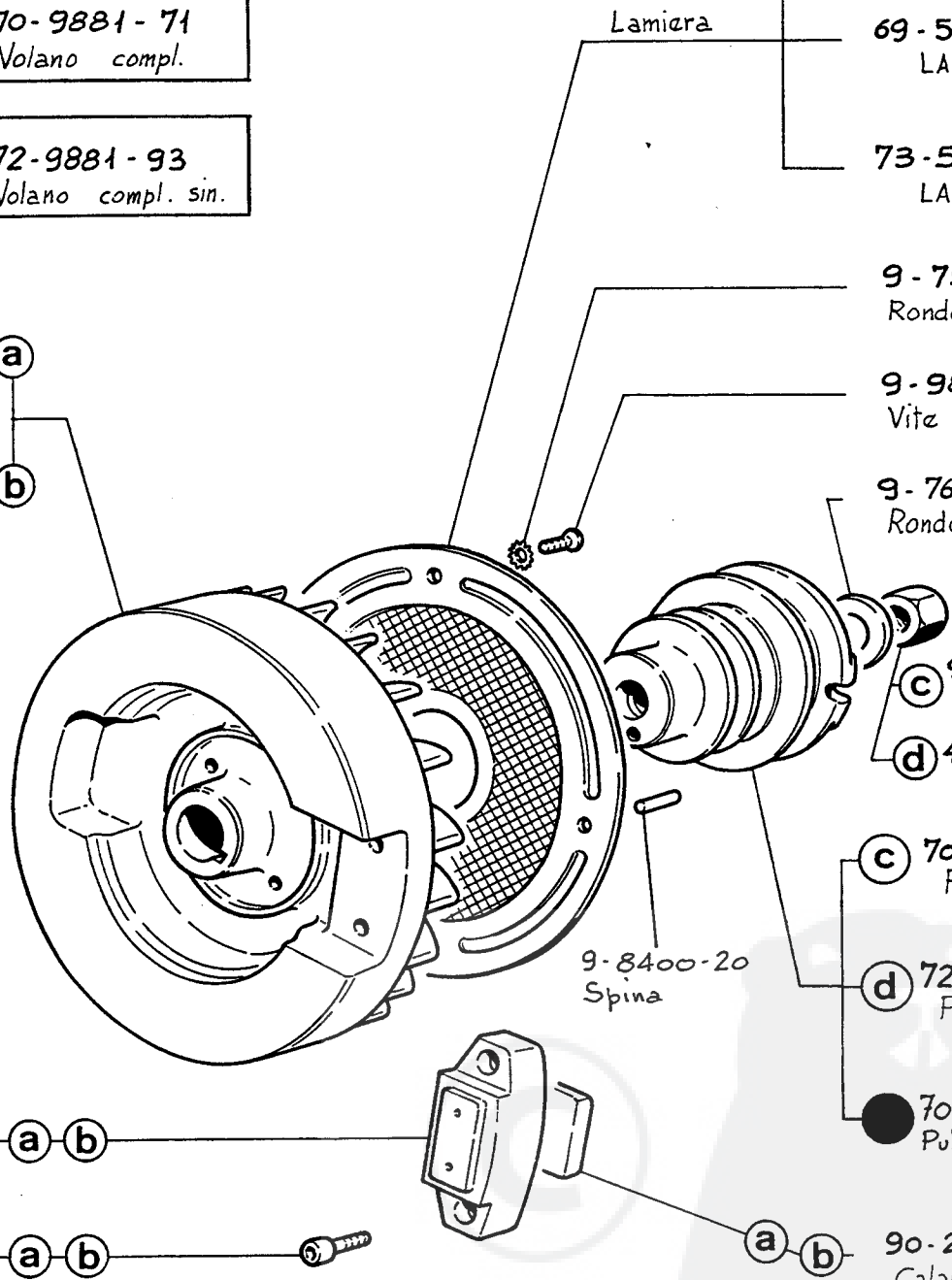
4-81



- (a) 70-9881-71
Volano compl.
- (b) 72-9881-93
Volano compl. sin.

- *70-9881-53 (a)
Volano
- *72-9881-76 (b)
Volano sin.

- *90-7750-23 (a) (b)
Rotora
- 9-9730-26 (a) (b)
Vite 2



- 70-5095-12
LA 400-LA 490-LAL400
LA 510
- 69-5095-52
LAP 400
- 73-5095-56
LAP 490
- 9-7540-04
Rondella 4
- 9-9810-07
Vite 4
- 9-7625-37
Rondella
- (c) 9-3260-56
Dado
- (d) 417-3260-27
Dado sin.
- (c) 70-6960-23
Pulaggia
- (d) 72-6960-24
Pulaggia sin.
- 70-6961-27
Pulaggia
- (a) (b) 90-2002-10 *
Calamita

NOTE REMARQUES REMARKS	(a) (c)	Per motori con senso di rotazione orario. Pour moteurs avec sens de rotation horaire. For engines with clockwise rotation.	Per avviamento con dinamotore.
	(b) (d)	Per motori con senso di rotazione antiorario. Pour moteurs avec sens de rotation à gauche For engines with counterclockwise rotation.	● Pour démarr. électrique avec dynastart. For electric starting with start generator.

MOTORE MOTEUR ENGINE	SERIE 400	COMPLESSIVO GROUPE ASSEMBLY	*NON FORNITO SCIOLTO *NON LIVRE SEPAREMENT NOT SUPPLIED SEPARATELY
VOLANO VOLANT FLYWHEEL		TAVOLA TABLE	85
		DATA DATE	4-81



9 - 1260 - 07
Anellino 2

70-8480-18
Spinotto

45-8210-10
Serie segmenti LA-LAP-LAL400

45-8210-11
Serie segmenti LA-LAP-LAL400
+0,50

45-8210-12
Serie segmenti LA-LAP-LAL400
+1

74-8210-28
Serie segmenti LA-LAP490

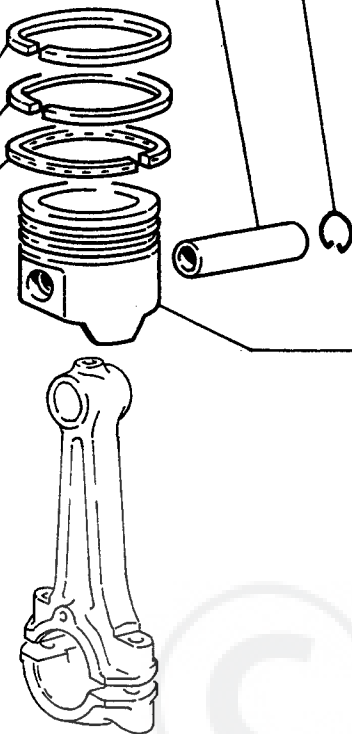
74-8210-29
Serie segmenti LA-LAP490
+0,50

74-8210-30
Serie segmenti LA-LAP490
+1

145-8210-70
Serie segmenti LA 510

145-8210-71
Serie segmenti LA 510 +0,50

145-8210-72
Serie segmenti LA 510 +1



145-6501-98
Pistone compl. LA 510

145-6501-99
LA 510 +0,50

145-6502-01
LA 510 +1

74-6500-81
Pistone compl. LA 490

74-6500-82
LA 490 +0,50

74-6500-83
LA 490 +1

73-6501-04
Pistone compl. LAP490

73-6501-05
LAP490 +0,50

73-6501-06
LAP490 +1

70-6500-78
Pistone compl. LA 400

70-6500-79
LA 400 +0,50

70-6500-80
LA 400 +1

69-6501-01
Pistone compl. LAP400

69-6501-02
LAP400 +0,50

69-6501-03
LAP400 +1

N O T E
REMARQUES
REMARKS

- Pistoni con segmenti, anelli e spinotto.
- (a)** - Pistons avec segments, circlips et axe de piston.
- Pistons with rings, snap rings and piston pin.

MOTORE MOTEUR ENGINE	SERIE 400	COMPLESSIVO GROUPE ASSEMBLY	NON FORNITO SCIOLTO * NON LIVRE SEPAREMENT NOT SUPPLIED SEPARATELY
----------------------------	-----------	-----------------------------------	--

PISTONE PISTON PISTON	TAVOLA TABLE	86
	DATA DATE	4-81

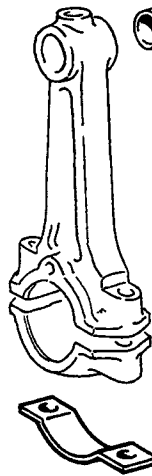


1

70-1640-30
Bronzina

70-1640-31
Bronzina -0,25

70-1640-32
Bronzina -0,50



70-1630-09
Bronzina



70-1861-15
Bullone 2



70-5111-02
Lamierino



9-3240-17
Dado 2

PER INFORMAZIONI SUI
RICAMBI VEDI CIRCOLARE
TECNICA N° 609

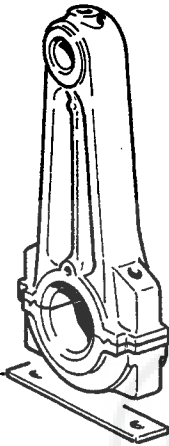
2

70-1525-86
Biella completa

70-1526-37
Biella compl. -0,25

70-1526-36
Biella compl. -0,50

116-5111-64
Lamierino



9-1770-41
Bullone 2

1

Fino a

LA 400 matr. 487402

Jusqu'au

LA 490 matr. 452915

Below

2

A partire da

LA 400 matr. 487403

A partir de

LA 490 matr. 452916

Starting from

MOTORE
MOTEUR
ENGINE

SERIE 400

COMPLESSIVO
GROUPE
ASSEMBLY

NON FORNITO SCIOLTO
* NON LIVRE SEPAREMENT
NOT SUPPLIED SEPARATELY

BIELLA
BIELLE
CONNECTING ROD

TAVOLA
TABLE

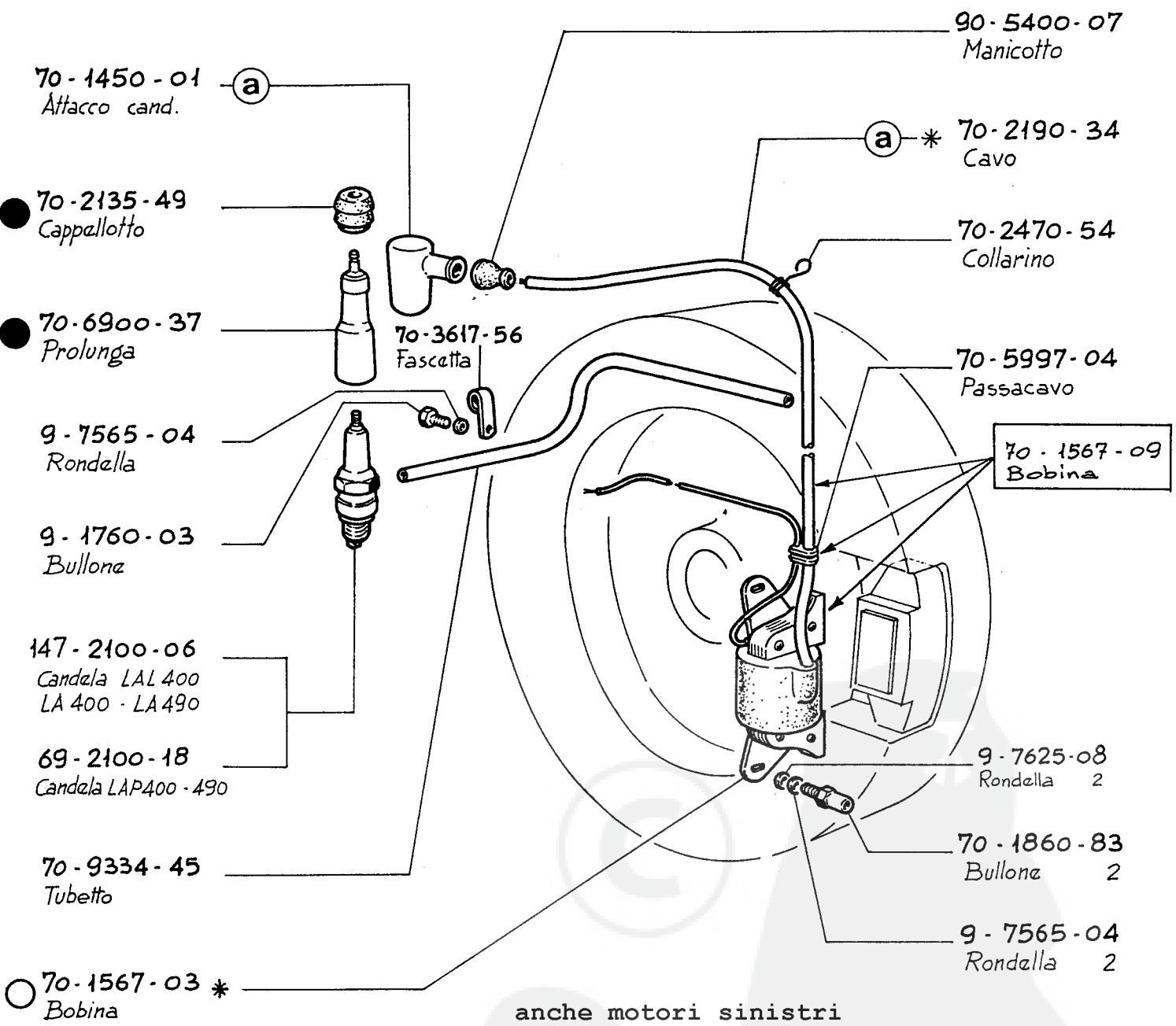
87

DATA
DATE

4-81



(a) 70 - 2190 - 23
Cavo candela compl.



anche motori sinistri

Note Remarques Remarks	- Per motore con avviam. elettrico vedi tavola - Per motore con acc. a transistor vedi tavola. - Pour moteur avec démarrage élect. voir table - Pour moteur avec allumage électronique voir table - For engine with electrical starting see table - For engine with solid state ignition see table	E7	- Non fornito per versione motocoltivatore con serbatoio lato presa moto. - Non livré pour version motoculteur avec réservoir côté prise de force. - Not supplied for motor tiller version with fuel tank P.T.O. side.
---	---	----	--

MOTORE MOTEUR ENGINE	SERIE 400	COMPLESSIVO GROUPE ASSEMBLY	NON FORNITO SCIOLTO * NON LIVRE SEPAREMENT NOT SUPPLIED SEPARATELY
----------------------------	-----------	-----------------------------------	--

IMPIANTO ACCENSIONE SYSTEME D'ALLUMAGE IGNITION SYSTEM	TAVOLA TABLE	88
	DATA DATE	4 - 81



1

9-9790-29
Vite 2

6100-2190-40
Cavetto

1019-5999-01
Passacavo

9-7375-03
Ribattino

6019-2750-70
Coparchio

70-2751-54
Coparchio compl

a 70-2750-78
Coparchio compl.

2

* 70-2750-25
Coparchio

70-1260-95
Anallo

70-7195-03
Pulsante stop

* 70-5640-03
Molla

* 9-7375-03
Ribattino

70-5040-06
Interruttore

70-7200-39
Puntalino compl.

* 70-4430-89
Guarnizione

9-9790-28
Vite 2

9-7565-03
Rondella 2

70-2522-03
Condensatore

70-6230-35
Perno

70-5170-06
Lamina

70-3525-78
Distanziale

- Comando stop a distanza .

- Comando stop standard .

1 - Commande d'arrêt a distance . K. 9965-82

2 - Commande d'arrêt standard .

- Remote stop control .

- Standard stop control .

MOTORE
MOTEUR
ENGINE

SERIE 400

COMPLESSIVO
GROUPE
ASSEMBLY

NON FORNITO SCIOLTO
* NON LIVRE SEPARMENT
NOT SUPPLIED SEPARATELY

ACCENSIONE - STOP
ALLUMAGE - STOP
IGNITION SYST. - STOP

TAVOLA
TABLE

89

DATA
DATE

4-81



* 70-7950-57
Scatola

● 70-7950-84
Scatola compl.

* 70-7950-59
Scatola

○ 70-7950-85
Scatola compl.

70-2690-52
Coparchiatto

70-2750-99
Coparchio compl.

* 70-3334-66
Dacalcomania

Vedi tavola
Voir table B 8
See table

90-5997-09
Passacavo

70-7750-13 *
Rotore compl.

70-1567-05
Bobina

70-9881-68 *
Volano

ⓐ 70-9881-23
Volano compl.

Note
Remarques
Remarks

- - Par motore senza pompa alimentazione.
- - Pour moteur sans pompe d'alimentation.
- For engine without fuel feeding pump
- - Par motore con pompa alimentazione.
- - Pour moteur avec pompe d'alimentation.
- For engine with fuel feeding pump.

MOTORE
MOTEUR
ENGINE

SERIE 400

COMPLESSIVO
GROUPE
ASSEMBLY

NON FORNITO SCIOLTO
* NON LIVRE SEPAREMENT
NOT SUPPLIED SEPARATELY

ACCENSIONE A TRANSISTOR
ALLUMAGE A TRANSISTOR
TRANSISTOR. IGNITION
poi accensione elettronica (C.T.-625)

● K. 9985 - 50

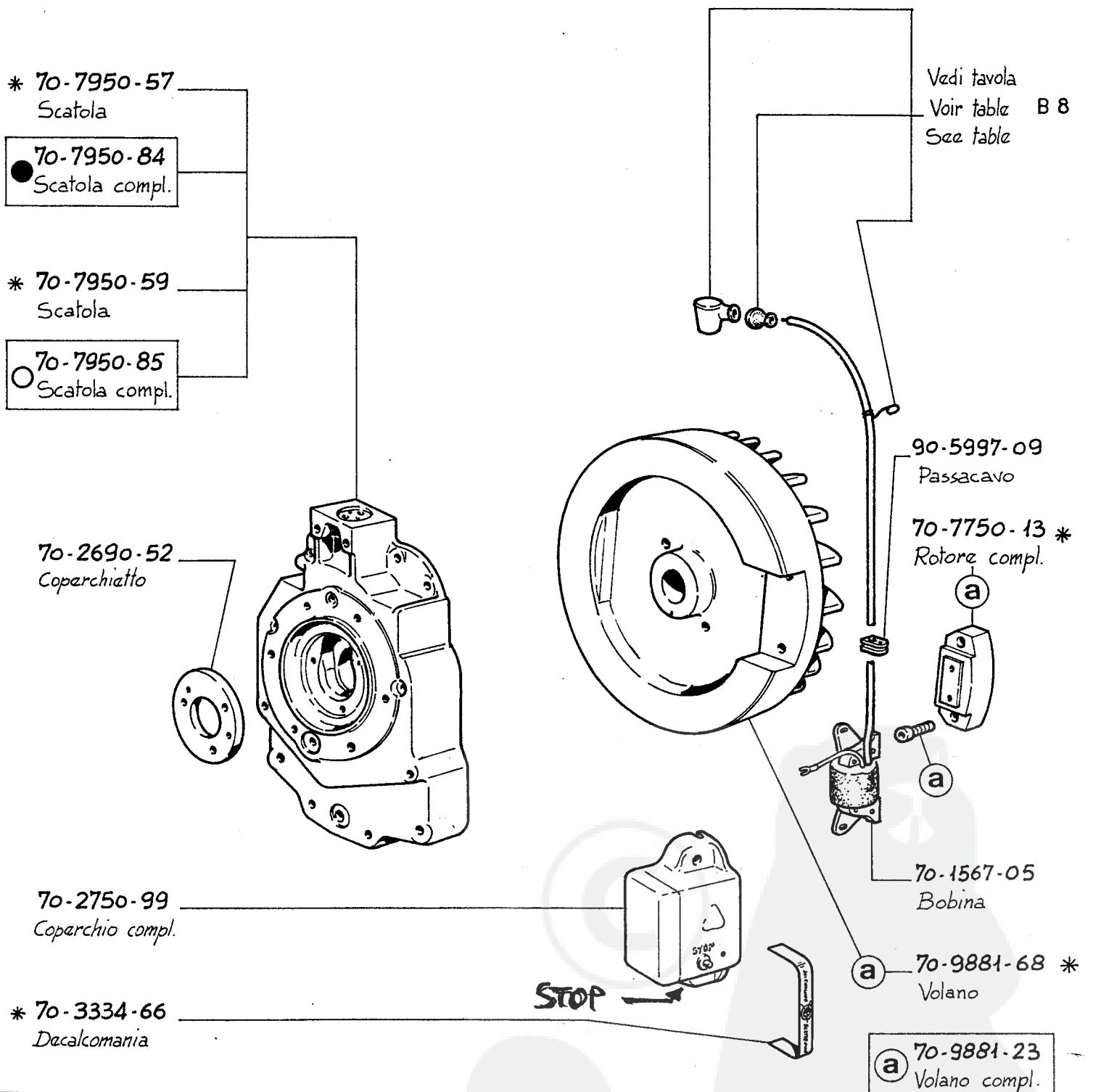
TAVOLA
TABLE

B 10

DATA
DATE

4-81

STOP





9-9790-30
Vite 4

(a) 70-2691-31
Coparchio compl.

(a) 270-6550-10
Pomello

(a) 9-3200-15
Dado

(a) 9-1165-01
Anallo

(a) 9-3240-04
Dado

(a) 90-6330-57
Piastrina

(a) 70-5201-15
Lava

(a) 70-2690-53
Coparchio

(a) 70-5201-14
Lava

* 70-4680-01
Guarnizione

9-9000-31
Tappo

70-6370-60
Piastrina

70-6370-61
Piastrina

70-5680-21
Molla

70-7865-17
Scatola

9-3240-08
Dado

9-1760-28
Bullone

70-5655-15
Molla

70-6140-72
Perno

9-3240-08
Dado

9-1760-28
Bullone

MOTORE
MOTEUR
ENGINE

SERIE 400

COMPLESSIVO
GROUPE
ASSEMBLY

70-2515-39

NON FORNITO SCIOLTO
* NON LIVRE SEPAREMENT
NOT SUPPLIED SEPARATELY

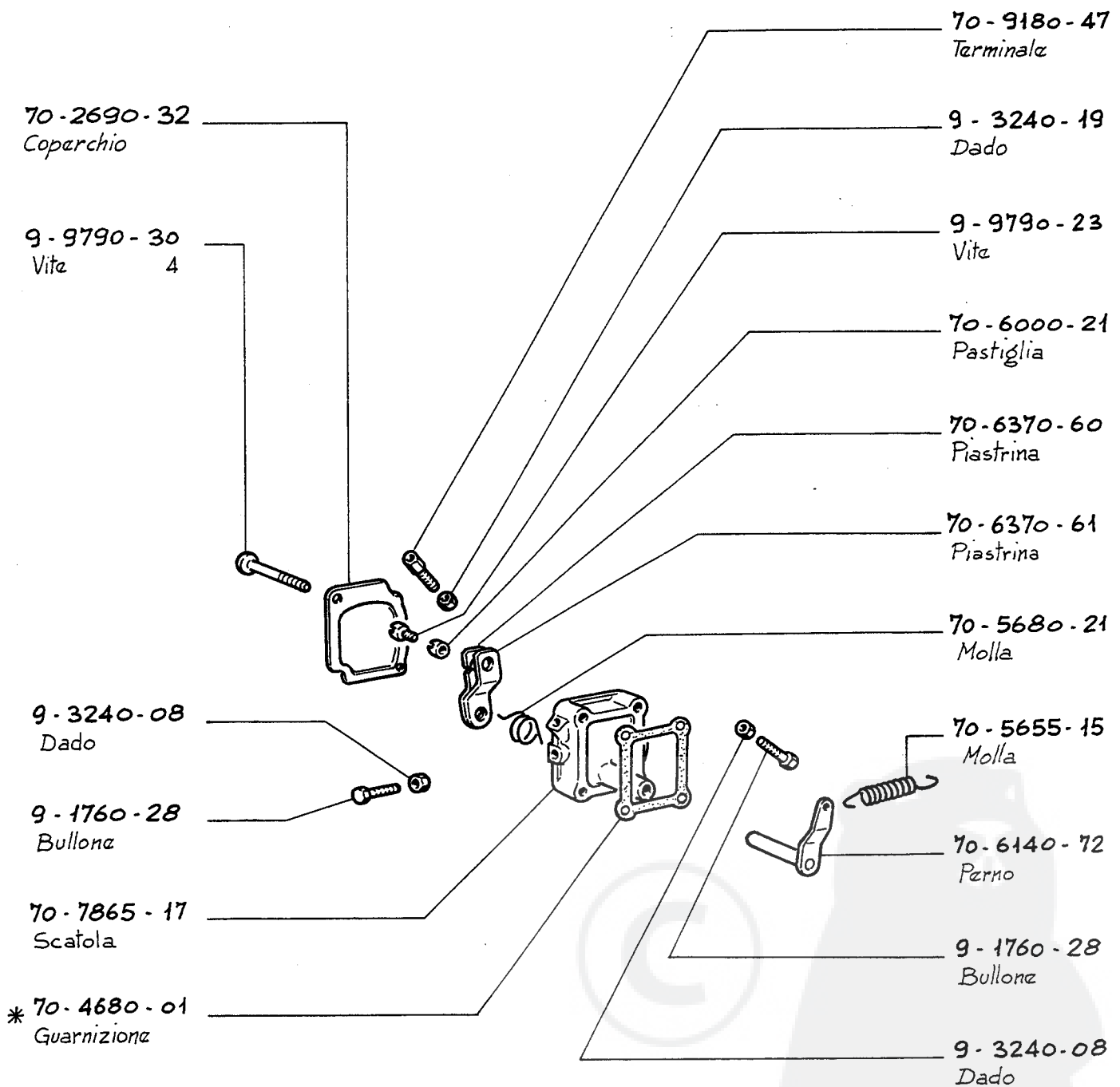
COMANDO ACCEL. A MANO
COMMANDE ACCEL. A MAIN
THROTTLE HAND CONTROL

TAVOLA
TABLE

811

DATA
DATE

4-81



MOTORE MOTEUR ENGINE	SERIE 400	COMPLESSIVO GROUPE ASSEMBLY	70-2515-38	NON FORNITO SCIOLTO * NON LIVRE SEPAREMENT NOT SUPPLIED SEPARATELY
COMANDO ACCELER. A DISTANZA COMMANDE ACCEL. A DISTANCE THROTTLE REMOTE CONTROL			TAVOLA TABLE	B12
			DATA DATE	4-81



9 - 9732 - 60

Vite 4

9 - 1755 - 04

Bullone

9 - 7565 - 03

Rondella

9 - 1165 - 06

Anello

9 - 9790 - 23

Vite

70 - 6000 - 21

Pastiglia

1019-5200-74

Lava esterna

70 - 9180 - 11
Terminale

9 - 3240 - 19
Dado

1019-2690-38
Coparchio

Vedi tavola
Voir table B11
See table

6019-5202-44
Lava interna

(a) 70-2515-34
Comando acc. compl.

MOTORE
MOTEUR
ENGINE

SERIE 400

COMPLESSIVO
GROUPE
ASSEMBLY

NON FORNITO SCIOLTO
* NON LIVRE SEPAREMENT
NOT SUPPLIED SEPARATELY

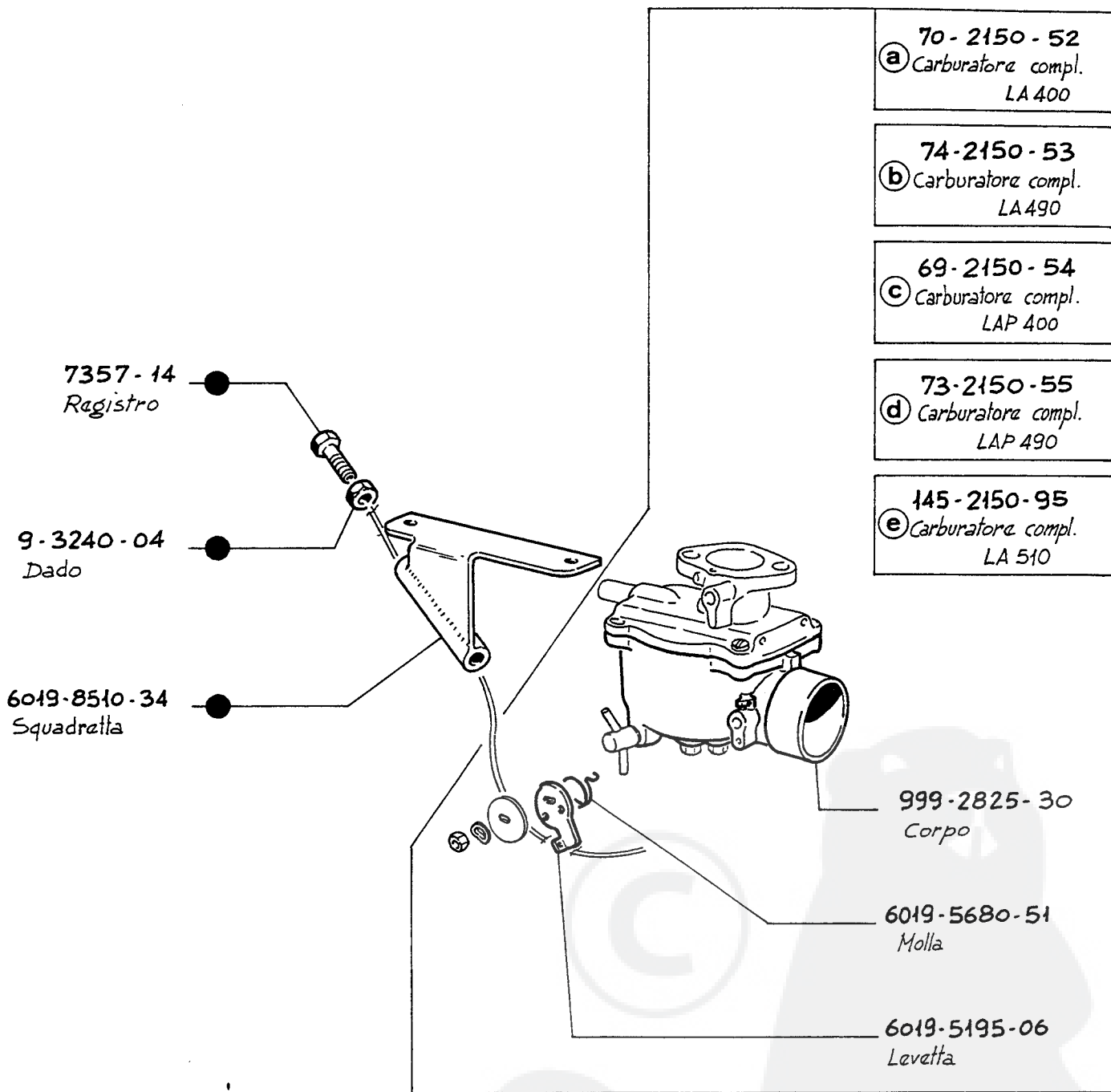
COMANDO ACC. DISTANZA (uscita verticale)
COMMANDE ACC. A DISTANCE (sortie vertical) K.9990-10
TROTTLER REM. CONTROL (vertical exit)

TAVOLA
TABLE

B13

DATA
DATE

4-81



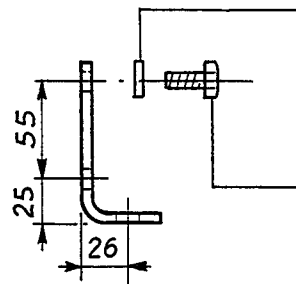
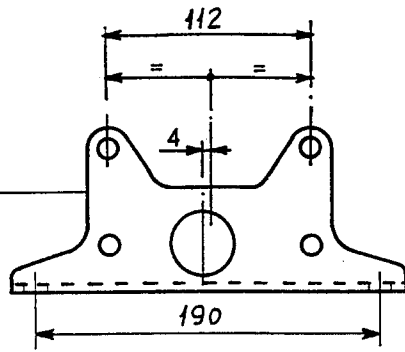
Note Remarques Remarks	(a)	-	LA 400	(K. 9968-37)
	(b)	-	LA 490	(K. 9980-49)
	(c)	-	LAP 400	(K. 9980-50)
	(d)	-	LAP 490	(K. 9980-51)
	(e) + ●	-	LA 510	(K. 9984-11)

MOTORE MOTEUR ENGINE	SERIE 400	COMPLESSIVO GROUPE ASSEMBLY	NON FORNITO SCIOLTO * NON LIVRE SEPAREMENT NOT SUPPLIED SEPARATELY
----------------------------	-----------	-----------------------------------	--

COMANDO FARFALLA ARIA A DISTANZA COMM. PAPIILL. START. A DISTANCE REMOTE CHOKE CONTROL	TAVOLA TABLE	B 14
	DATA DATE	4-81



70-6425-49
Piede 2

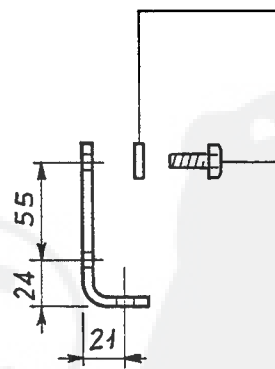
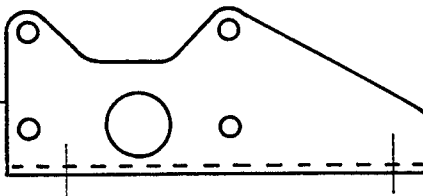


9-7565-07
Rondalla 8

9-1770-04
Bullone 8

(a)

6398-6426-52
Piede

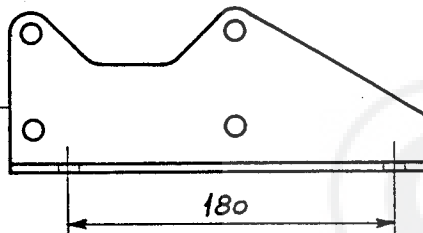


9-7565-07
Rondalla 8

9-1770-04
Bullone 8

(b)

6398-6426-53
Piede



NOTE

REMARQUES

REMARKS

(a)

Piede standard
Pied standard
Standard engine mount

(K. 9995-86)

(b)

Unificazione
Unifié
Standard

« France N° 4 » (K. 9961-04)

MOTORE
MOTEUR
ENGINE

SERIE 400

COMPLESSIVO
GROUPE
ASSEMBLY

NON FORNITO SCIOLTO
* NON LIVRE SEPAREMENT
NOT SUPPLIED SEPARATELY

PIEDI
PIEDS
MOUNTS

TAVOLA
TABLE

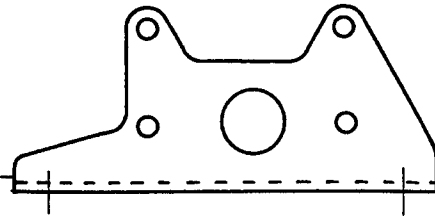
C1

DATA
DATE

4-81

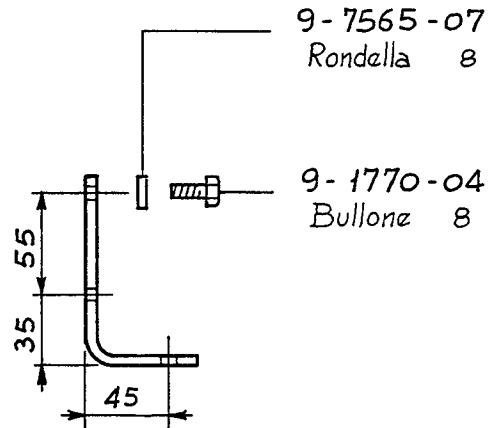
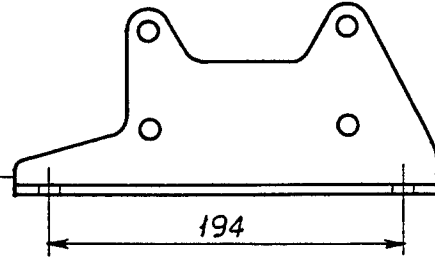


6398-6426-92
Piede

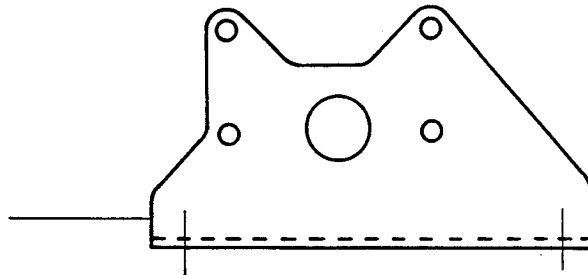


(a)

6398-6426-93
Piede

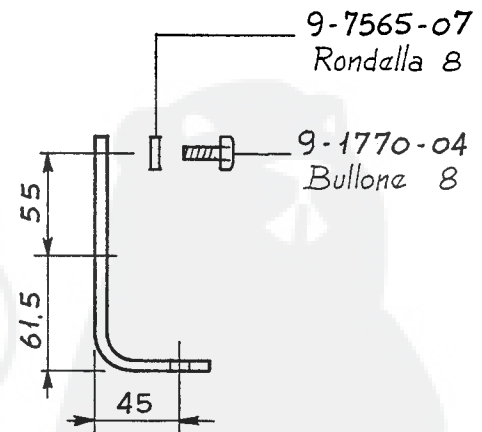
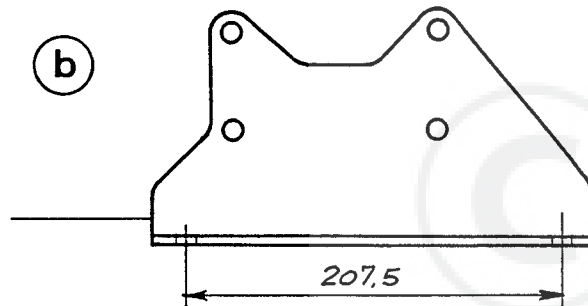


6398-6426-07
Piede



(b)

6398-6426-06
Piede



NOTE

(a)

Intercambiabili con LOMBARDINI LDA 450 - 510
Interchangeables avec LOMBARDINI LDA 450 - 510
Interchangeable with LOMBARDINI LDA 450 - 510

(K. 9961 - 48)

REMARKS

(b)

Unificazione
Unifié
Standard

« France N° 8 » (K. 9961 - 15)

MOTORE
MOTEUR
ENGINE

SERIE 400

COMPLESSIVO
GROUPE
ASSEMBLY

NON FORNITO SCIOLTO
* NON LIVRE SEPARMENT
NOT SUPPLIED SEPARATELY

PIEDI
PIEDS
MOUNTS

TAVOLA
TABLE

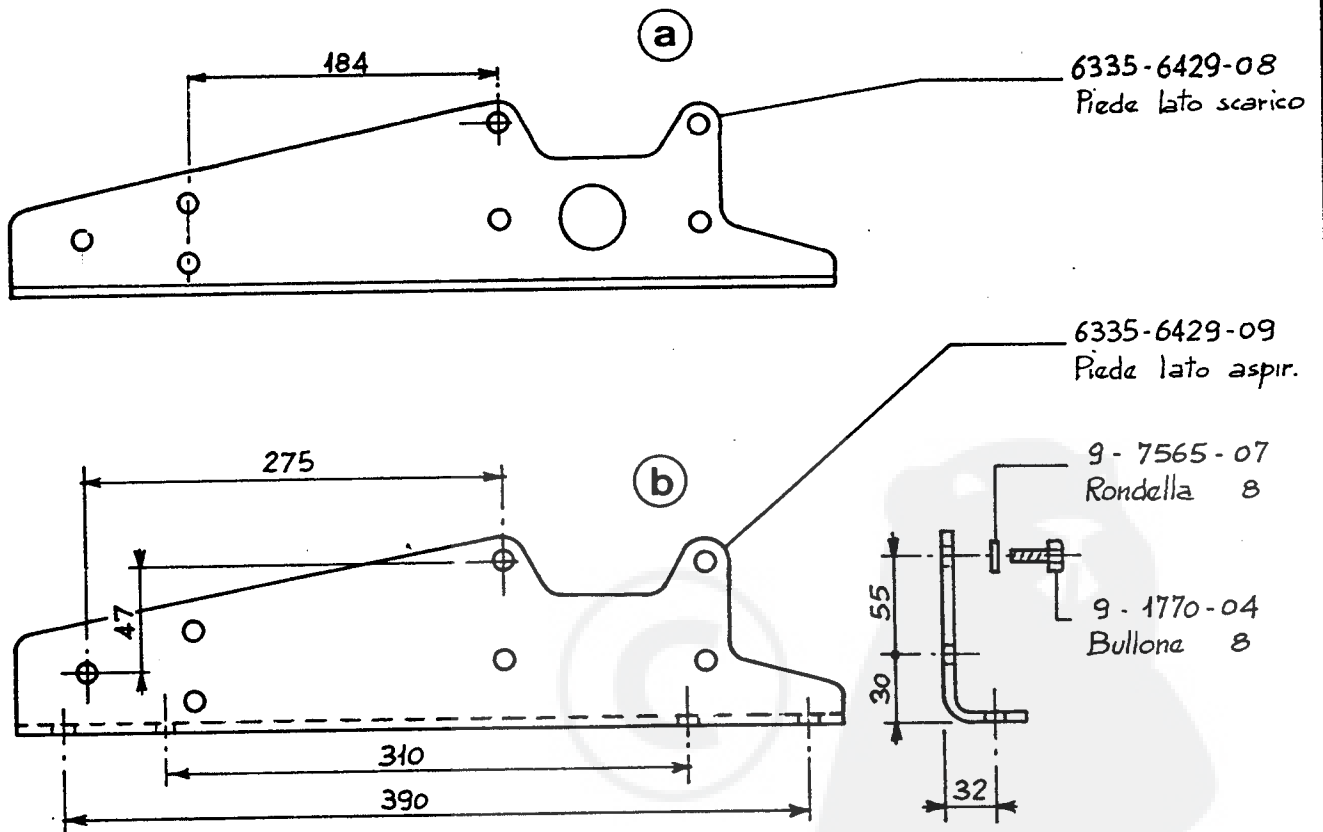
C2

DATA
DATE

4-81

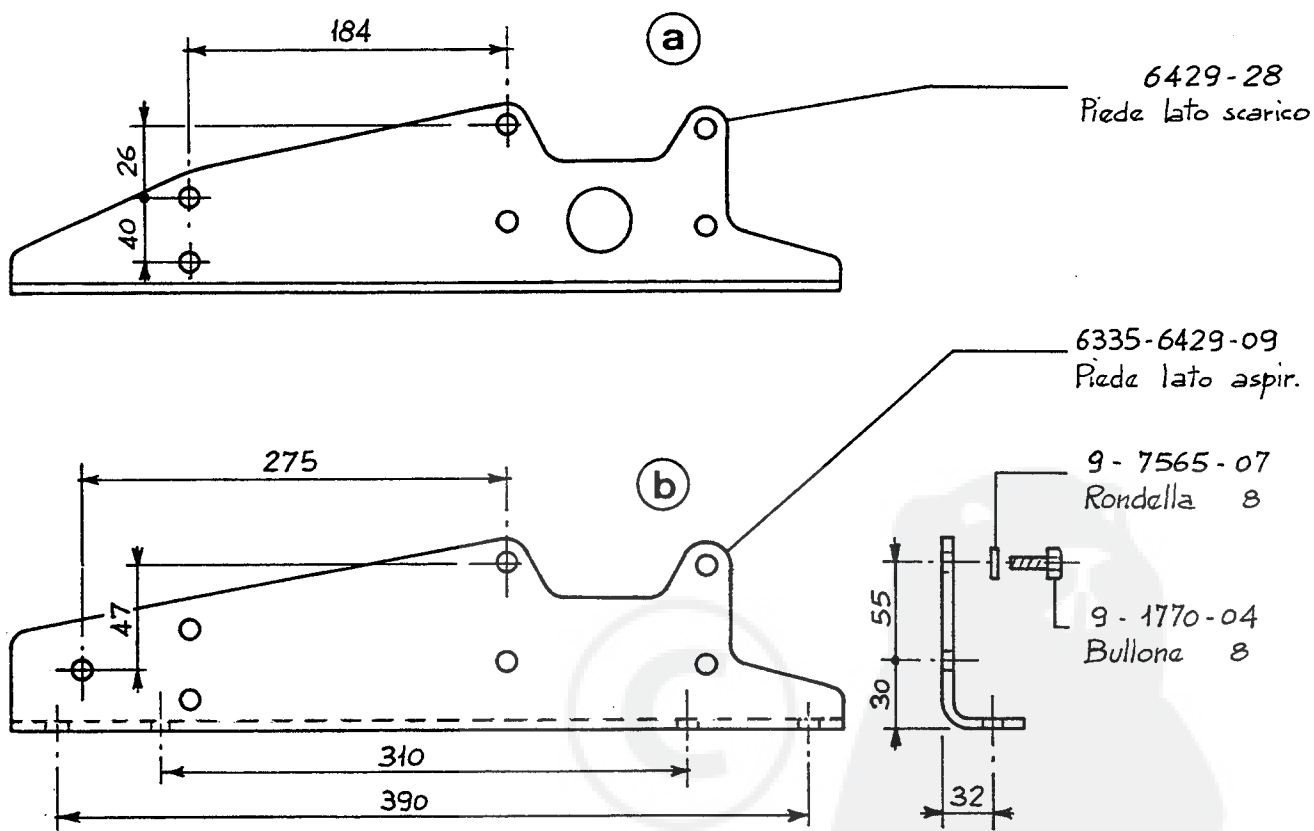


K.9992 - 38



<p>N O T E</p> <p>REMARQUES</p> <p>REMARKS</p>	<p>- Per gruppi motopompa. (Per pompa "Egro e Fiasole" vadi tavola C4)</p> <p>- Pour groupes motopompe. (Pour pompes "Egro et Fiasole" voir table C4)</p> <p>- For pumping units. (See table C4 for pumps "Egro and Fiasole")</p>	<p>(a) Lato scarico Côté echappement Exhaust side</p> <p>(b) Lato aspirazione Côté admission Intake side</p>
---	---	--

MOTORE MOTEUR ENGINE	SERIE 400	COMPLESSIVO GROUPE ASSEMBLY	NON FORNITO SCIOLTO * NON LIVRE SEPARÉMENT NOT SUPPLIED SEPARATELY
PIEDI PIEDS MOUNTS			TAVOLA TABLE C3
			DATA DATE 4-81



N O T E
REMARKS
REMARKS

- Per gruppo motopompa con pompe M&M "Egros e Fiasole"
- Pour groupe motopompe avec pompes M&M "Egros et Fiasole"
- For motorpump assembly with pumps M&M "Egros and Fiasole"

(a) Lato scarico
Côté échappement
Exhaust side
(b) Lato aspirazione
Côté admission
Intake side

MOTORE
MOTEUR
ENGINE

SERIE 400

COMPLESSIVO
GROUPE
ASSEMBLY

NON FORNITO SCIOLTO
* NON LIVRE SEPARÉMENT
NOT SUPPLIED SEPARATELY

PIEDI
PIEDS
MOUNTS

TAVOLA
TABLE

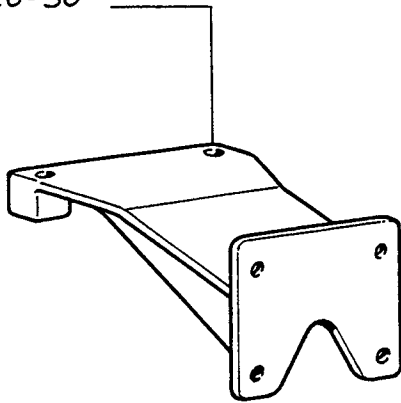
C4

DATA
DATE

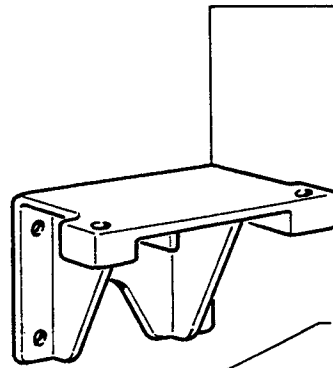
4-81



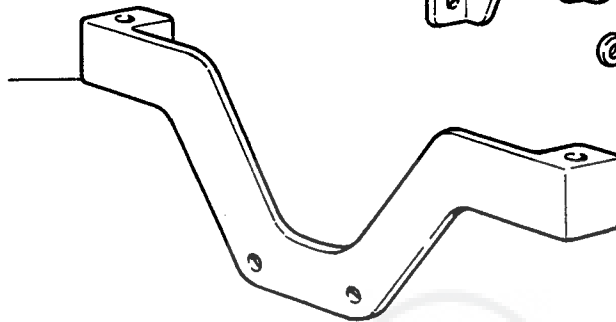
6398-6426-30
Piede



6398-6426-31
Piede



6398-6426-29
Piede



9-7565-31
Rondella 8



9-1770-78
Bullone 8



NOTE
REMARQUES
REMARKS

- Per motore marino con invertitore-riduttore
- Pour moteur marin avec inverseur-réducteur
- For marine engine with reverse reduction gear

(K.9961-05)

MOTORE
MOTEUR
ENGINE

SERIE 400

COMPLESSIVO
GROUPE
ASSEMBLY

NON FORNITO SCIOLTO
* NON LIVRE SEPAREMENT
NOT SUPPLIED SEPARATELY

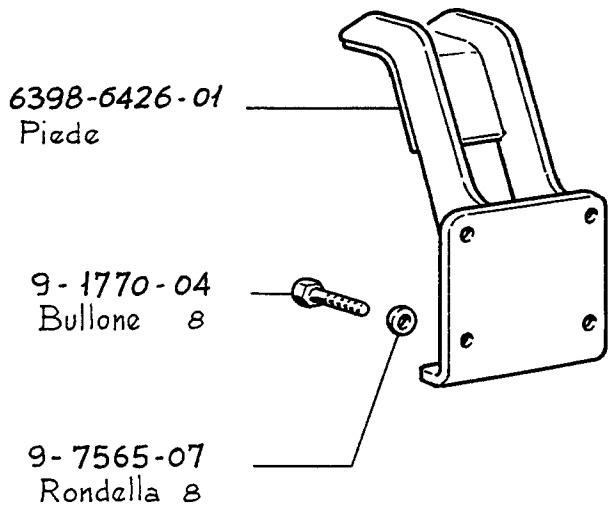
PIEDI
PIEDS
MOUNTS

TAVOLA
TABLE

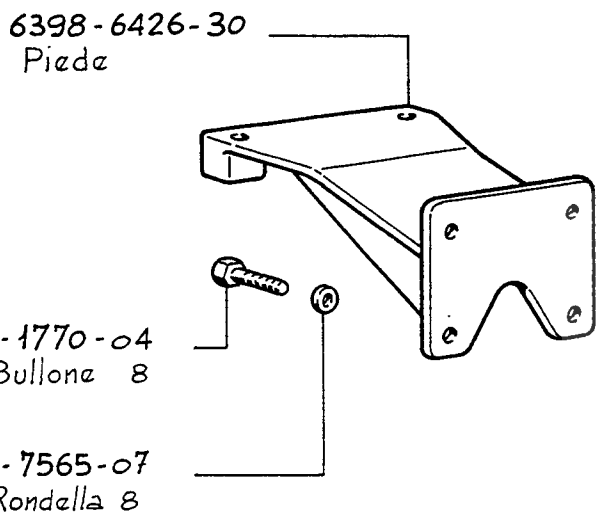
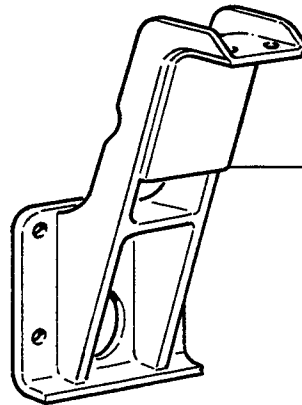
C5

DATA
DATE

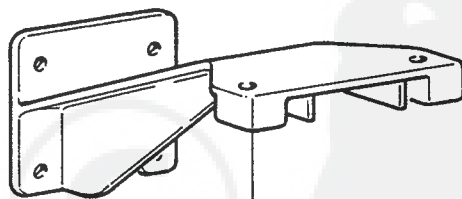
4-81



(a)

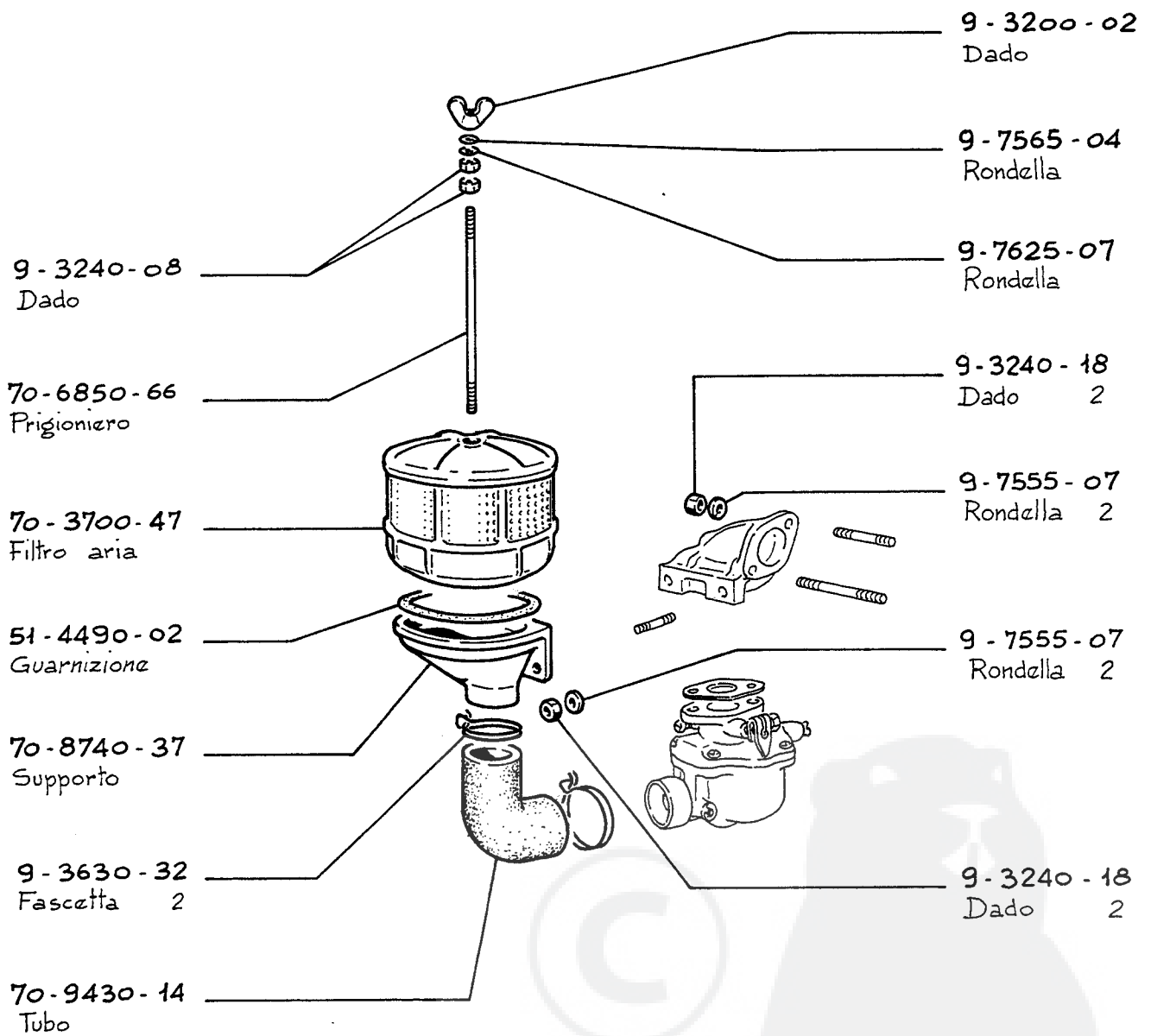


(b)



NOTE	(a) <i>Per gruppo alattrogano</i> <i>Pour groupe alactrogane</i> (K.9961-08) <i>For generating-set assembly</i>
REMARKS	(b) <i>Per motore marino senza invertitore-riduttore</i> <i>Pour moteur marin sans inverseur-réducteur</i> (K.9961-44) <i>For marine engine without reverse reduction-gear</i>

MOTORE MOTEUR ENGINE	SERIE 400	COMPLESSIVO GROUPE ASSEMBLY	NON FORNITO SCIOLTO * NON LIVRE SEPARMENT NOT SUPPLIED SEPARATELY
PIEDI PIEDS MOUNTS			TAVOLA TABLE C6
			DATA DATE 4-81



MOTORE
MOTEUR
ENGINE

SERIE 400

COMPLESSIVO
GROUPE
ASSEMBLY

NON FORNITO SCIOLTO
* NON LIVRE SEPAREMENT
NOT SUPPLIED SEPARATELY

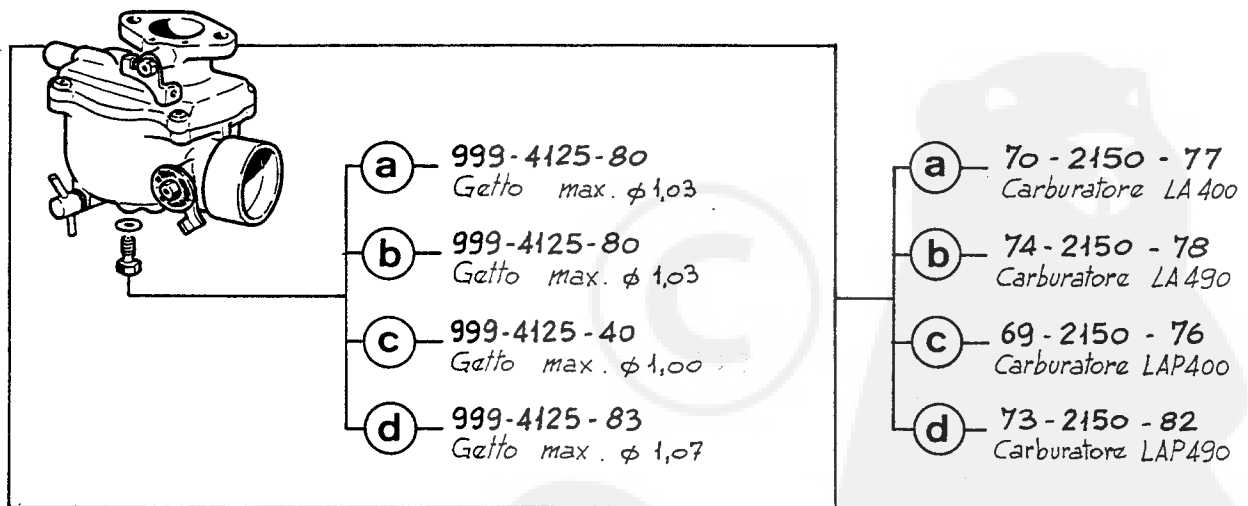
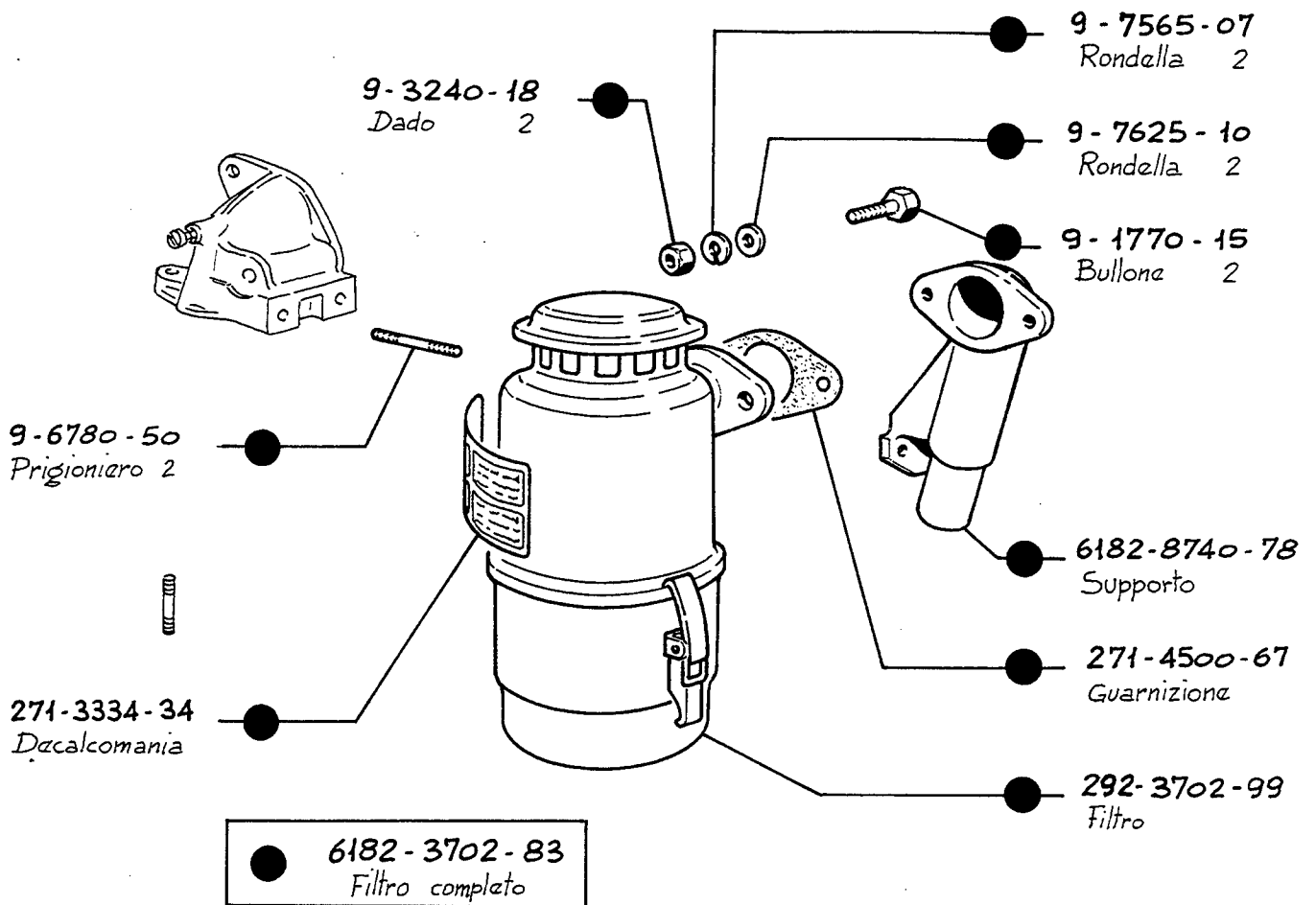
FILTRO ARIA
FILTRE A AIR
AIR CLEANER

TAVOLA
TABLE

C7

DATA
DATE

4-81



NOTE REMARQUES REMARKS	Con Avec For	a K. 9974-78 (LA 400)	Con Avec For	c K. 9974-80 (LAP 400)
	Con Avec For	b K. 9974-79 (LA 490)	Con Avec For	d K. 9974-81 (LAP 490)
MOTORE MOTEUR ENGINE	SERIE 400		COMPRESSIVO GROUPE ASSEMBLY	NON FORNITO SCIOLTO * NON LIVRE SEPARMENT NOT SUPPLIED SEPARATELY

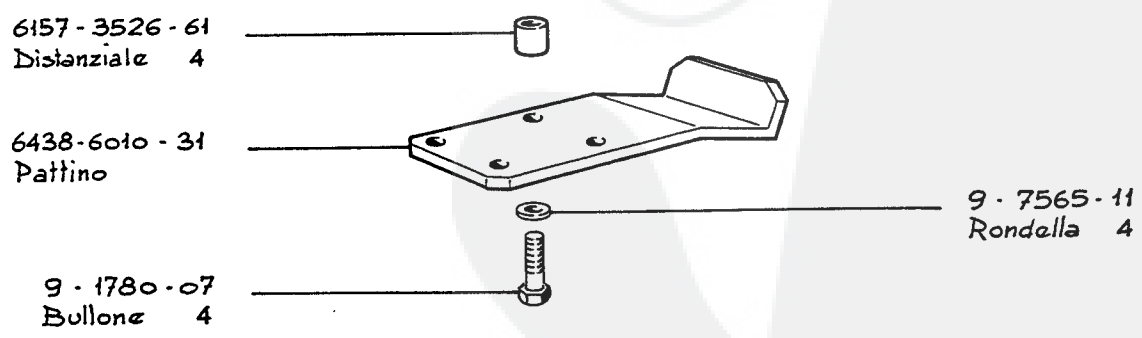
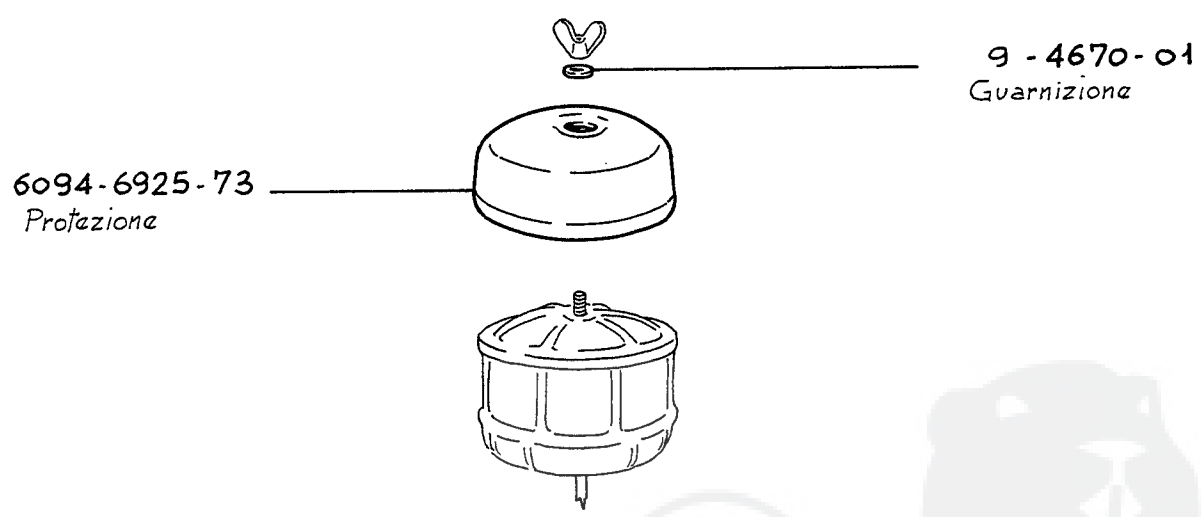
FILTRO ARIA PER AMBIENTE MOLTO POLVEROSO
 FILTRE A AIR POUR ENDROIT TRES POUSSIEREUX
 AIR CLEANER FOR HEAVY DUSTY PLACES

TAVOLA
TABLE

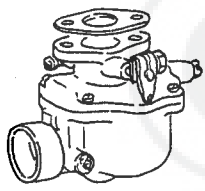
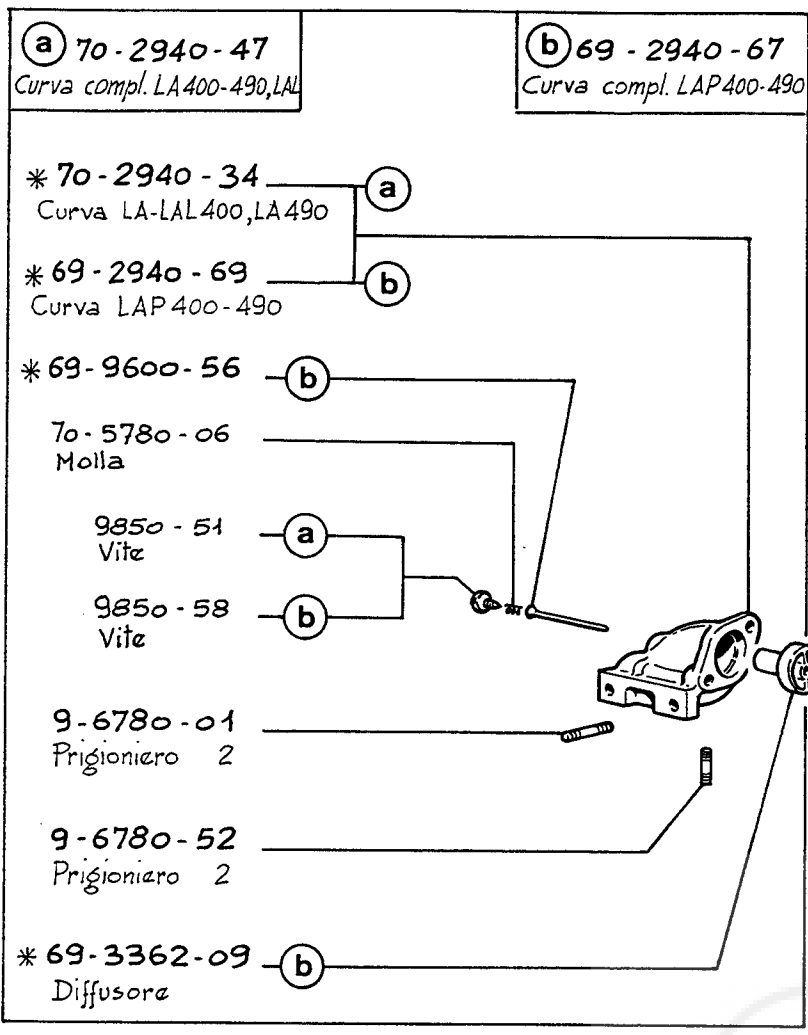
C8

DATA
DATE

4-81



MOTORE MOTEUR ENGINE	SERIE 400	COMPLESSIVO GROUPE ASSEMBLY	NON FORNITO SCIOLTO * NON LIVRE SEPAREMENT NOT SUPPLIED SEPARATELY
PROTEZIONE PROTECTION GUARD		K. 9967-59	TAVOLA TABLE
PATTINO PATIN PAD		K. 9990-67	DATA DATE
			C9
			4-81




NOTE REMARQUES REMARKS	- Per motori a benzina . (a) - Pour moteurs à essence . - For gasoline engines .	- Per motori a petrolio . (b) - Pour moteurs à pétrole . - For Karosana engines .
------------------------------	--	---

MOTORE MOTEUR ENGINE	SERIE 400	COMPLESSIVO GROUPE ASSEMBLY	NON FORNITO SCIOLTO * NON LIVRE SEPAREMENT NOT SUPPLIED SEPARATELY
CURVA ASP. COUDE ASP. INTAKE ELBOW		TAVOLA TABLE	C10
		DATA DATE	4-81



- (a) 70-2150-09
Carburatore
- (b) 69-2150-10
Carburatore
- (c) 74-2150-11
Carburatore
- (d) 73-2150-12
Carburatore
- (e) 91-2150-21
Carburatore
- (f) 145-2150-67
Carburatore



- * 70-4470-07
Guarnizione
- 9-7555-07
Rondella 2
- 9-3240-21
Dado 2

N o t e Remarques Remarks	(a)	LA 400
	(b)	LAP 400
	(c)	LA 490
	(d)	LAP 490
	(e)	LAL 400
	(f)	LA 510

MOTORE MOTEUR ENGINE	SERIE 400	COMPLESSIVO GROUPE ASSEMBLY	NON FORNITO SCIOLTO * NON LIVRE SEPAREMENT NOT SUPPLIED SEPARATELY
CARBURATORE CARBURATEUR CARBURETOR		TAVOLA TABLE	C11
		DATA DATE	4 - 81



(a) 999-1080-22
(d) Albero compl. LA, LAL400-
 LA490, 510

(b) 999-1080-23
(d) Albero compl. LAP400

(c) 999-1080-24
(d) Albero compl. LAP490

999-3605-08 **(a)**
 Farfalla LA, LAL 400-
 LA 490 - LA 510

999-3605-15 **(b)**
 Farfalla LAP400

999-3605-16 **(c)**
 Farfalla LAP490

999-9810-10 **(d)**
 Vite 2

(e) 9-3240-04
 Dado

(e) 9-7625-05
 Rondella

(e) 999-5830-27 *
 Morsetto

(e) 999-5830-28
 Morsetto completo

* 999-1080-43 **(d)**
 Albero

9-3240-04 **(d)**
 Dado

9-7555-03 **(d)**
 Rondella

999-3730-14
 Filtro comb.

9-9790-70
 Vite 4

999-4431-28
 Guarnizione

999-7996-08
 Sede spillo compl.

(d) 147-1301-83
 Anello parapolvera

(f) 999-8510-22 *
 Squadretta

(f) 999-9580-37
 Vite

(f) 999-5780-11
 Molla

(f) 999-8510-28
 Squadretta compl.

999-2751-41
 Coparchio LA, LAL 400-
 LA 490-LA 510

999-2751-47
 Coparchio LAP490, 510

999-3362-11
 Diffusore LAP, LA 400

999-3362-04
 Diffusore LA, LAP490-
 LA 510

999-3362-12
 Diffusore LAL 400

MOTORE
 MOTEUR
 ENGINE

SERIE 400

COMPLESSIVO
 GROUPE
 ASSEMBLY

NON FORNITO SCIOLTO
 * NON LIVRE SEPARMENT
 NOT SUPPLIED SEPARATELY

CARBURATORE
 CARBURATEUR
 CARBURETOR

TAVOLA
 TABLE

C12

DATA
 DATE

4-81



999-3588-06
Emulsionatore LA, 400, 490,
510-LAL 400.

999-3588-03
Emulsionatore LAP, 400, 490

999-4125-18
Getto min. LA, 400, 490, 510
LAL 400

999-4125-25
Getto min. LAP, 400, 490

999-8615-34
Supporto

999-6230-66
Perno

999-1165-01
Anello 2

* **999-4105-09**
Gallggiante

a **999-4105-07**
Gallggiante compl.

* **999-9863-04**
Vite scarico

999-4370-14
Guarnizione

b **999-9863-05**
Vite scarico compl.

999-2825-21
Corpo LA 400, 490, 510-
-LAL 400

999-2825-22
Corpo LAP 400, 490

c **999-4125-28**
g Getto max. LA, LAP 490
 $\phi 0,98$

c **999-4125-40 ***
Getto LA, LAP 490- $\phi 0,98$

d **999-4125-27**
g Getto max. LA, LAP 400
 $\phi 0,94$

d **999-4125-16 ***
Getto LA, LAP 400- $\phi 0,94$

e **999-4125-36**
g Getto max. LAL 400- $\phi 0,74$

e **999-4125-26 ***
Getto LAL 400- $\phi 0,74$

f **145-4125-91**
g Getto max. LA 510- $\phi 1,00$

f **145-4125-81 ***
Getto LA 510- $\phi 1,00$

g **999-4530-07**
Guarnizione

MOTORE
MOTEUR
ENGINE

SERIE 400

COMPLESSIVO
GROUPE
ASSEMBLY

NON FORNITO SCIOLTO
* NON LIVRE SEPAREMENT
NOT SUPPLIED SEPARATELY

CARBURATORE
CARBURATEUR
CARBURETOR

TAVOLA
TABLE

C13

DATA
DATE

4-81



(a) 999-3605-17
Farfalla aria compl.

* 9-2800-01
Copiglia

* 999-9265-34
Tirante

* 999-9101-54
Targhetta LA 400

* 999-9101-56
Targhetta LA 490

* 999-9101-53
Targhetta LAP 400

* 999-9101-55
Targhetta LAP 490

* 999-9101-82
Targhetta LAL 400

* 145-9105-19
Targhetta LA 510

9-3240-04
Dado

9-7555-03
Rondella

999-5195-03
Levetta

(b) 999-6100-06
Perno farfalla aria compl.

(a) 999-9700-14 *
Valvolina

(a) 999-3605-09 *
Farfalla

(a) 999-5755-31 *
Molla

(a) 999-7980-32 *
Scodellino

(b) 9-7625-07
Rondella

(b) 9-1165-04
Anello

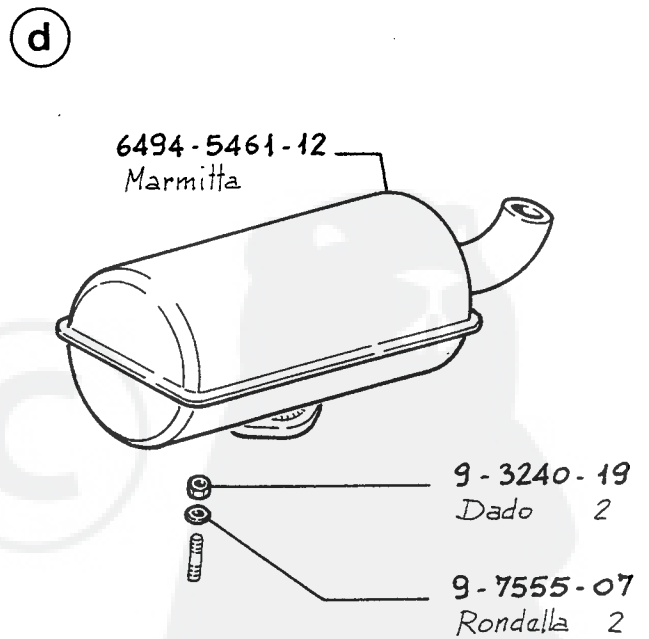
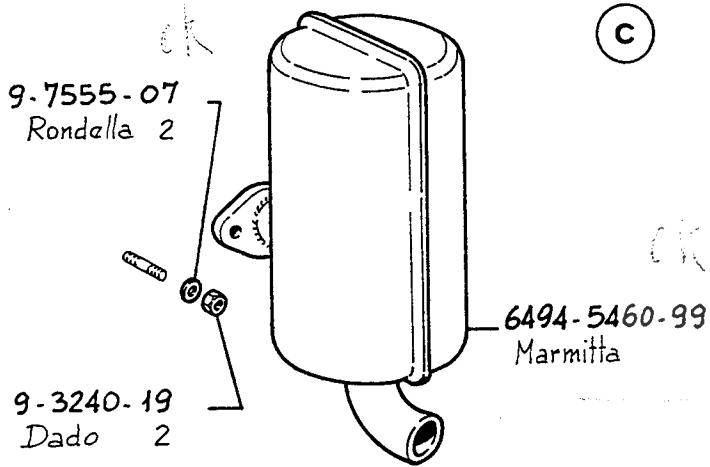
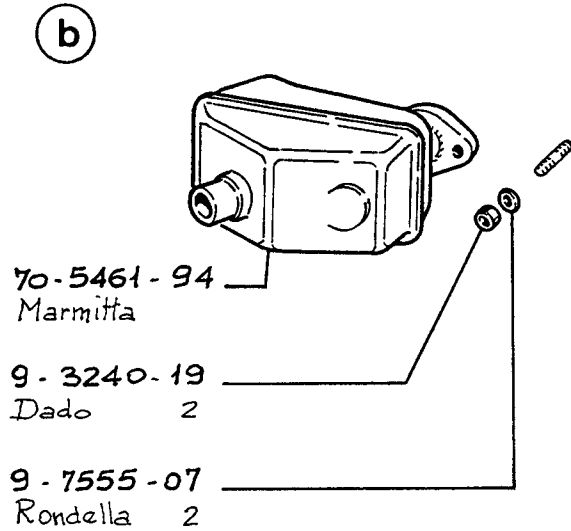
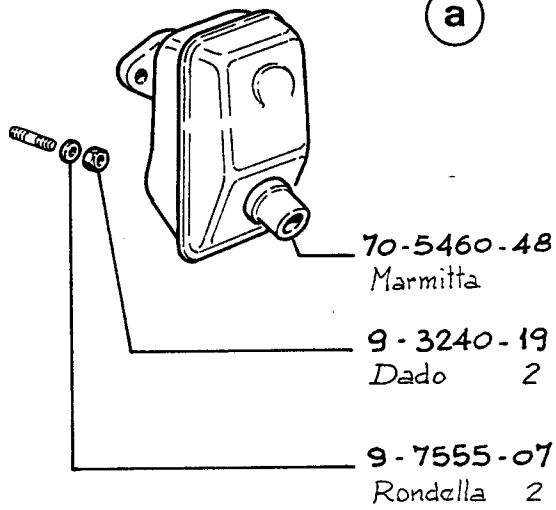
(a) 9-9810-10
Vite 2

(b) 9-6100-04 *
Perno

999-5695-07
Molla

9-8245-03
Sfera

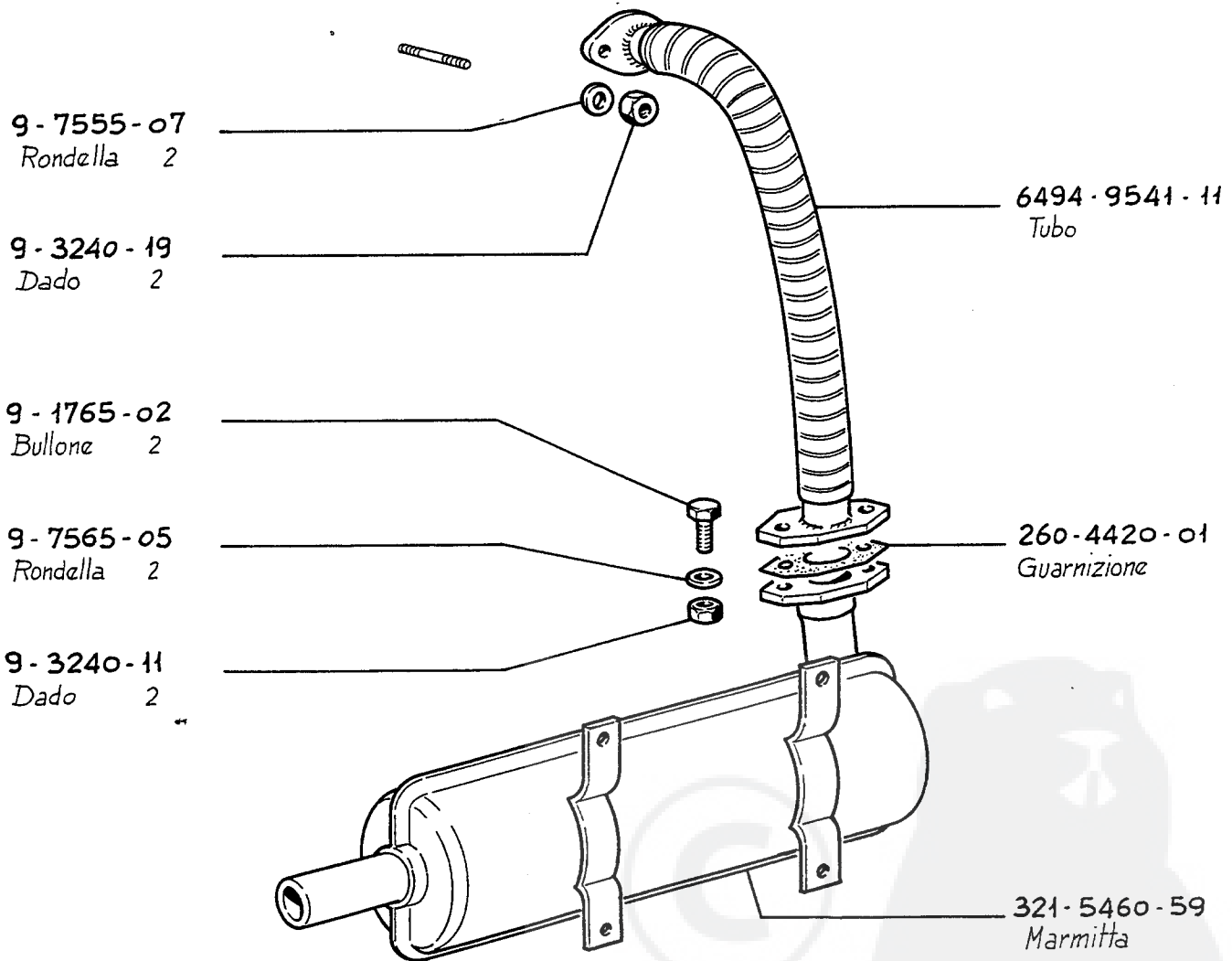
MOTORE MOTEUR ENGINE	SERIE 400	COMPLESSIVO GROUPE ASSEMBLY	NON FORNITO SCIOLTO * NON LIVRE SEPAREMENT NOT SUPPLIED SEPARATELY
CARBURATORE CARBURATEUR CARBURETOR		TAVOLA TABLE	C14
		DATA DATE	4-81



NOTE REMARQUES REMARKS	a Marmitta standard Pot d'échappement standard Standard muffler K.9995-87	c Marmitta silenz. verticale Pot d'échappement silen. vertical Vertical exhaust silencer K.9962-30
	b Marmitta speciale Pot d'échappement special Special muffler K.9972-26	d Marmitta silenz. orizzontale Pot d'échappement silen. horizon. Horizontal exhaust silencer K.9962-43

MOTORE MOTEUR ENGINE	SERIE 400	COMPLESSIVO GROUPE ASSEMBLY	NON FORNITO SCIOLTO * NON LIVRE SEPARMENT NOT SUPPLIED SEPARATELY
----------------------------	-----------	-----------------------------------	---

MARMITTE POTS D'ÉCHAPPEMENT MUFFLERS	TAVOLA TABLE	01
	DATA DATE	4-81



NOTE
REMARQUES
REMARKS

- Per versione marina
- Pour version marine
- For marine version

K.9962-08

MOTORE
MOTEUR
ENGINE

SERIE 400

COMPLESSIVO
GROUPE
ASSEMBLY

NON FORNITO SCIOLTO
* NON LIVRE SEPAREMENT
NOT SUPPLIED SEPARATELY

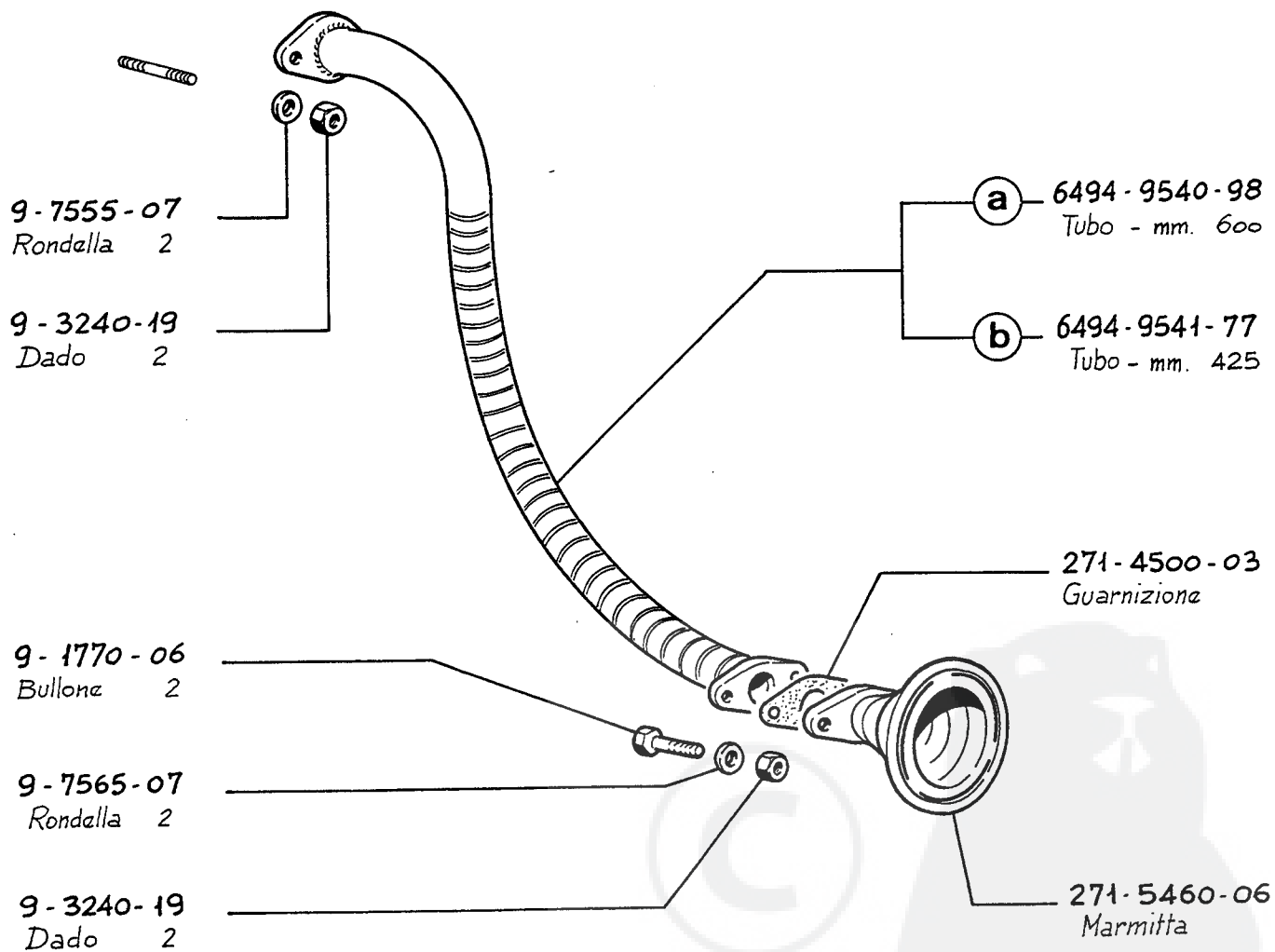
MARMITTA
POT D'ÉCHAPPEMENT
MUFFLER

TAVOLA
TABLE

02

DATA
DATE

4-81



Note
 Remarques
 Remarks

Con
 Avec
 With

a K. 9962-02

b K. 9962-59

MOTORE
 MOTEUR
 ENGINE

SERIE 400

COMPLESSIVO
 GROUPE
 ASSEMBLY

NON FORNITO SCIOLTO
 * NON LIVRE SEPAREMENT
 NOT SUPPLIED SEPARATELY

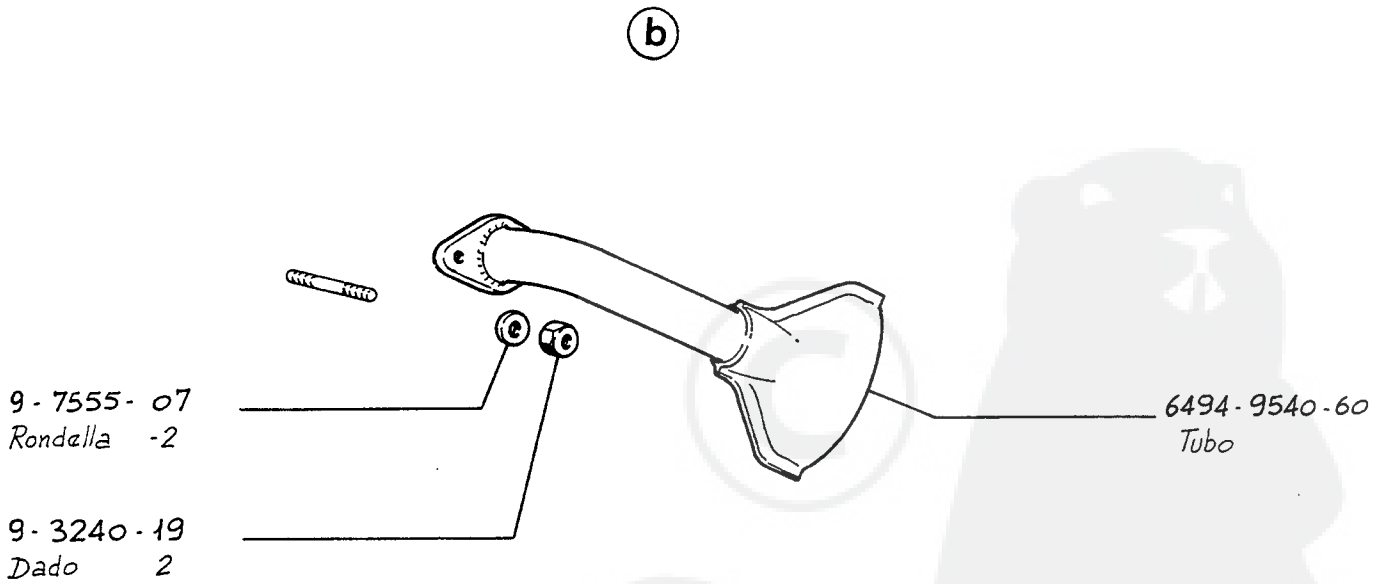
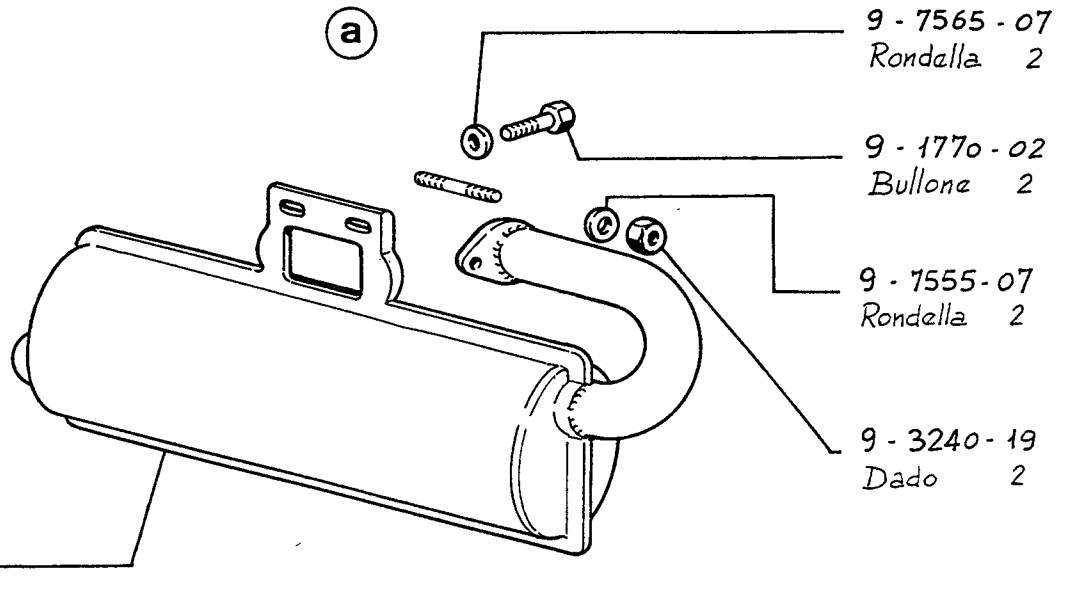
MARMITTA
 POT D'ÉCHAPPEMENT
 MUFFLER

TAVOLA
 TABLE

03

DATA
 DATE

4-81



Note
Remarques
Remarks

a

K. 9962 - 46

b

K. 9962 - 01

MOTORE
MOTEUR
ENGINE

SERIE 400

COMPLESSIVO
GROUPE
ASSEMBLY

NON FORNITO SCIOLTO
* NON LIVRE SEPARMENT
NOT SUPPLIED SEPARATELY

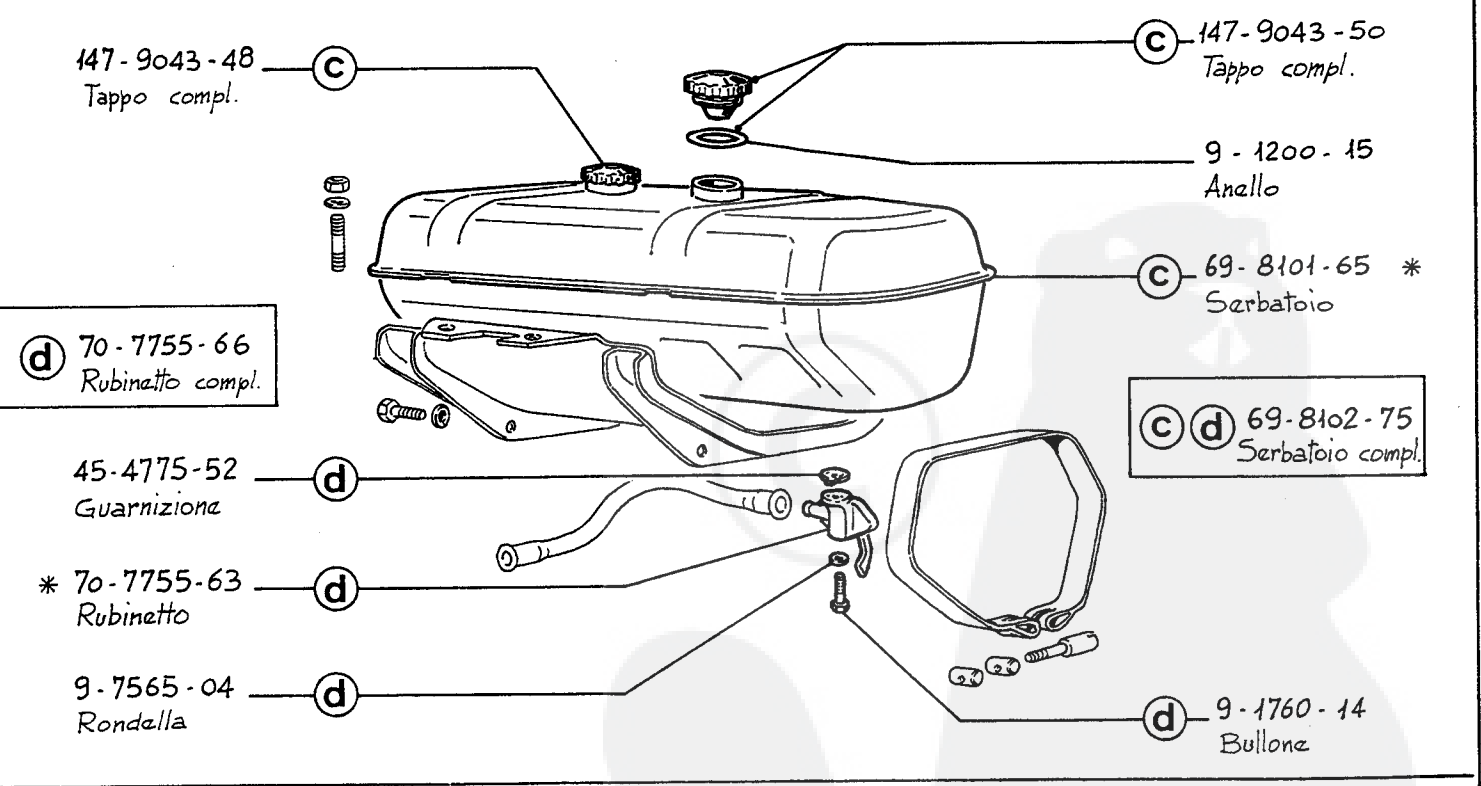
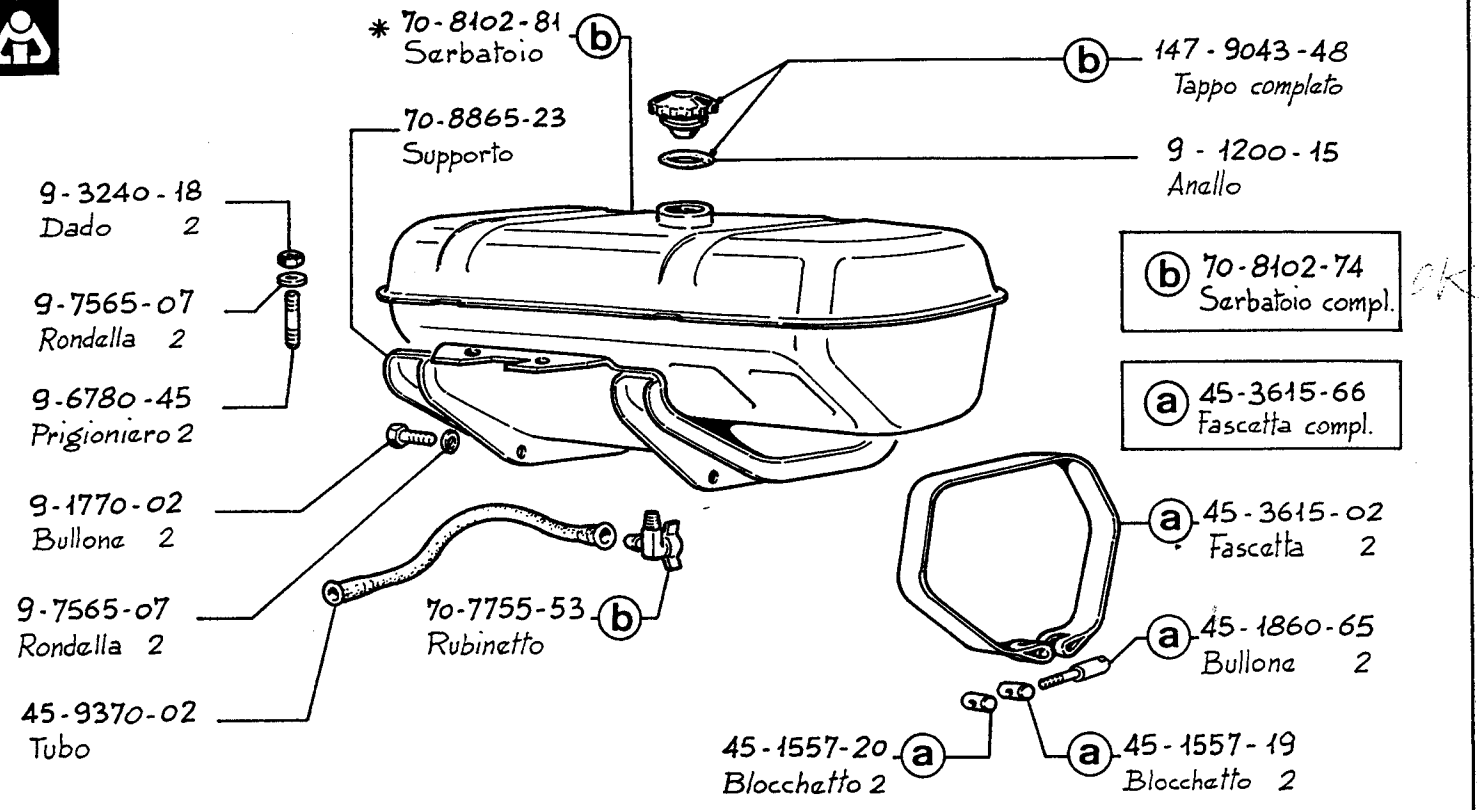
MARMITTA
POT D'ECHAPP.
MUFFLER

TAVOLA
TABLE

04

DATA
DATE

4 - 81



Note Remarques Remarks	(b) - Per motore a benzina. - Pour moteur à essence. - For gasoline engine.	(c) - Per motore a petrolio. - Pour moteur à pétrole. - For kerosene engine.
------------------------------	---	--

MOTORE MOTEUR ENGINE	SERIE 400	COMPLESSIVO GROUPE ASSEMBLY	NON FORNITO SCIOLTO * NON LIVRE SEPAREMENT NOT SUPPLIED SEPARATELY
SERBATOI RESERVOIRS FUEL TANKS			TAVOLA TABLE
			05
			DATA DATE
			4-81



70-6260-20

Piastra

9-9730-24

Vite

6

183,1

9-1213-56

Anello

70-2690-84

Coparchietto

K.9983.49

9-2280-50

Chiavetta

$\phi 25,4 - 0,013$

60

635

72

116

Ext. 4 SAE J609 A

K.9983.47

6177-1051-06

Albero

9-1213-56

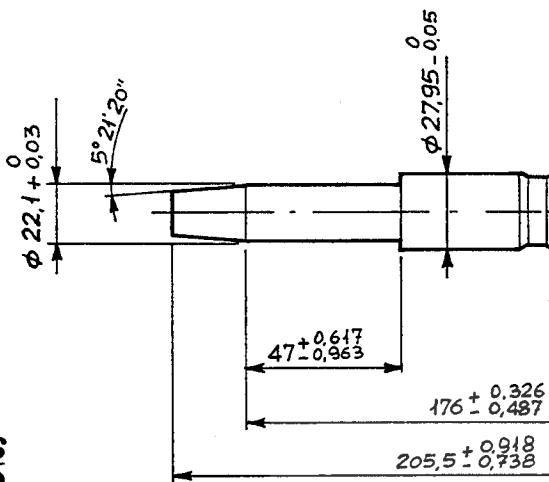
Anello

70-2690-84

Coperchietto

Ext. 4 B&S

K.9997.90



70-1052-75

Albero

9-9730-24

Vite

6

216,8

6260-34

Piastra

Ext. B&S

K.9999.611

9-2280-52

Chiavetta

$\phi 22,225 - 0,254$

9,52 - 0,09

$\phi 5/8" - 11 NC 2 RH$

$\phi 22,2 + 0,025$

$\phi 25,4 - 0,03$

1052-91

Albero

43 ± 0,025

124

226,6 ± 0,2

264,55

a = 16,66

b = 21,3 ± 0,25

MOTORE
MOTEUR
ENGINE

SERIE 400

COMPLESSIVO
GROUPE
ASSEMBLY

NON FORNITO SCIOLTO
* NON LIVRE SEPARMENT
NOT SUPPLIED SEPARATELY

PRESE DI MOTO
PRISES DE FORCE
POWER TAKE OFFS

TAVOLA
TABLE

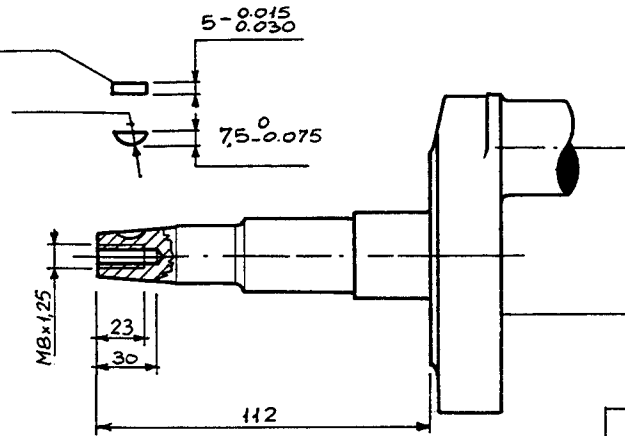
06

DATA
DATE

4-81



9-2280-67
Chiavetta



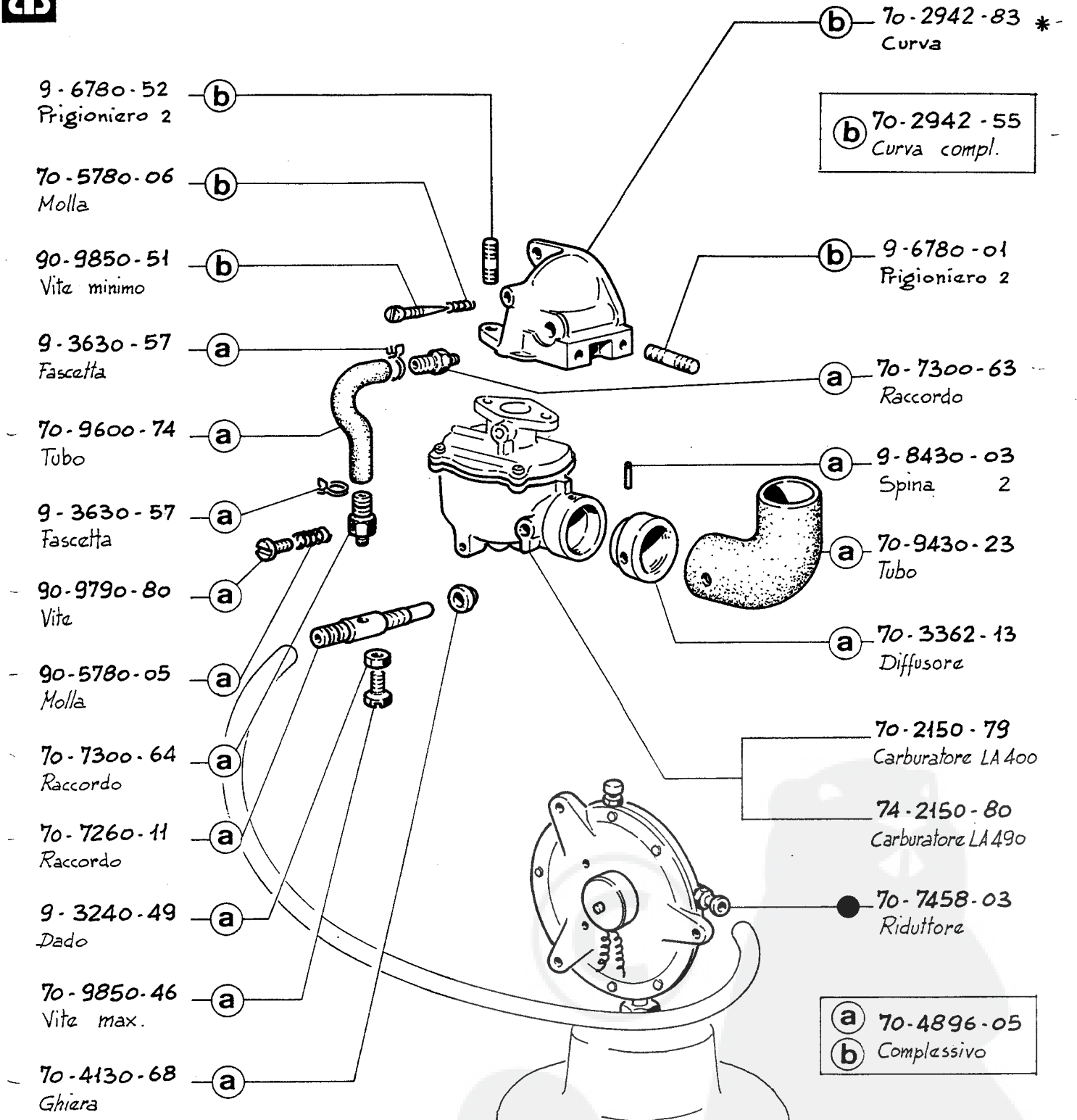
1050-133 *
Albero

70-1050-138
Albero compl.

K.9998.188

- Le dimensioni del cono sono invariate rispetto alla presa di forza standard.
- Les dimensions du cône sont les mêmes que la prise de force standard.
- Cone dimensions as per standard P.T.O.

MOTORE MOTEUR ENGINE	SERIE 400	COMPLESSIVO GROUPE ASSEMBLY	NON FORNITO SCIOLTO * NON LIVRE SEPARÈMENT NOT SUPPLIED SEPARATELY
PRESE DI MOTO PRISES DE FORCE POWER TAKE OFFS			TAVOLA TABLE
			07
			DATA DATE
			4-81



Note
Remarques
Remarks

- - Riduttore di pressione (a richiesta)
- - Réducteur pression (sur demande)
- - Pressure relief valve (optional)

MOTORE
MOTEUR
ENGINE

LAG 400 e 490

COMPLESSIVO
GROUPE
ASSEMBLY

* NON FORNITO SCIOLTO
 * NON LIVRE SEPAREMENT
 NOT SUPPLIED SEPARATELY

ALIMENTAZ. GAS LIQUIDO
 ALIMENT. A GAZ LIQUIDE
 LIQUIF. GAS FUELING

9967-94
 LA 490
 K.
 9967-95
 LA 400

TAVOLA
TABLE


08

DATA
DATE

4-81



(a)



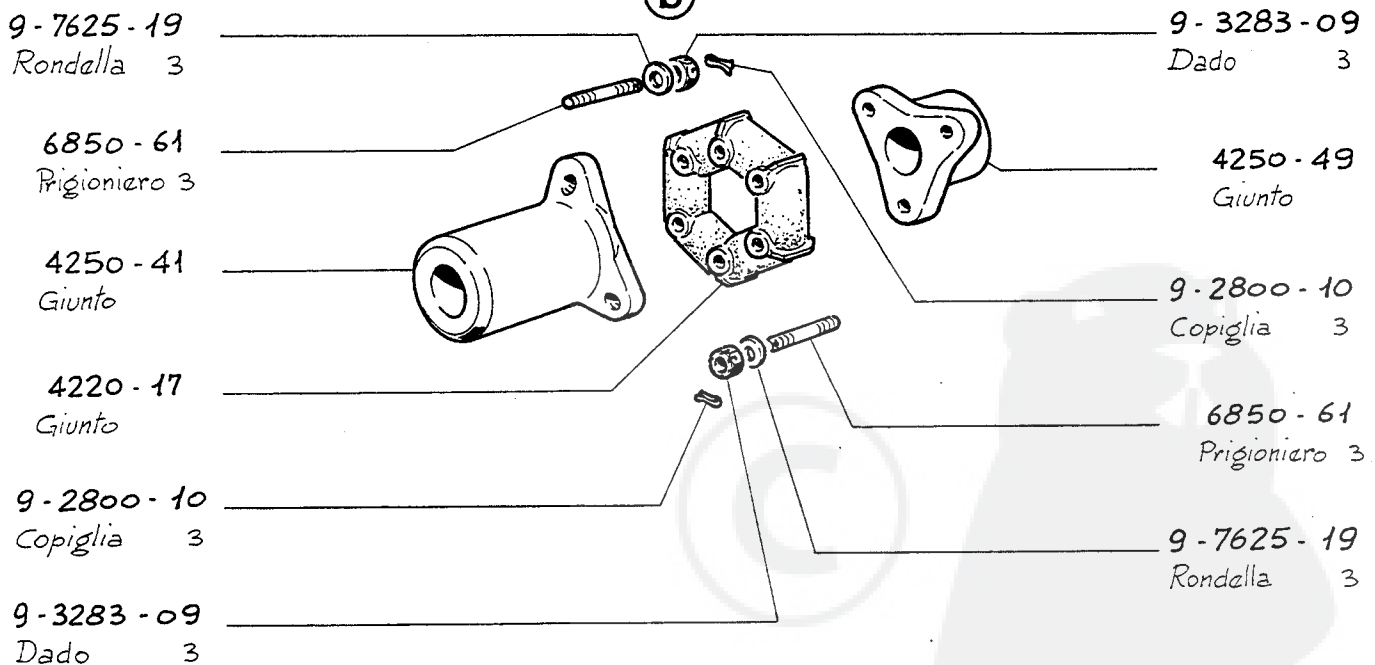
6005-1301-68
Anello

6004-5880-14
Mozzo

6004-2070-06
Campana

9-9730-26
Vite 6

(b)



9-7625-19
Rondella 3

9-3283-09
Dado 3

6850-61
Prigioniero 3

4250-49
Giunto

4250-41
Giunto

9-2800-10
Copiglia 3

4220-17
Giunto

6850-61
Prigioniero 3

9-2800-10
Copiglia 3

9-7625-19
Rondella 3

9-3283-09
Dado 3

(a)

Giunto centrifugo
Accouplement centrifuge
Centrifugal coupling

(b)

Giunto elastico (Prasa moto conica su albero a gomito).
Accouplement elastique (Prise de force conique sur le vilebraquin)
Flexible coupling (Conical power take-off on crankshft)

MOTORE
MOTEUR
ENGINE

SERIE 400

COMPLESSIVO
GROUPE
ASSEMBLY

(a) 6004-4250-67

(b) 6241-4220-37

NON FORNITO SCIOLTO
* NON LIVRE SEPAREMENT
NOT SUPPLIED SEPARATELY

GIUNTI
ACCOUPEMENTS
COUPLINGS

9965-08 (a)

K.

9966-98 (b)

TAVOLA
TABLE

09

DATA
DATE

4-81



(a)

9-3283-09
Dado 3

9-7625-19
Rondella 3

6850-61
Prigioniero 3

4250-41
Semigiunto

9-3283-09
Dado 3

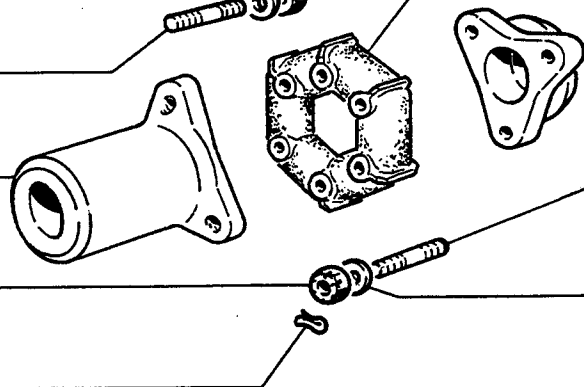
9-2800-10
Copiglia 3

4220-17
Giunto

6241-8060-23
Semigiunto

6850-61
Prigioniero 3

9-7625-19
Rondella 3



(b)

9-3283-10
Dado 3

9-7625-19
Rondella 3

6241-6850-60
Prigioniero 3

6241-8060-99
Semigiunto

9-3283-10
Dado 3

9-2800-09
Copiglia 3

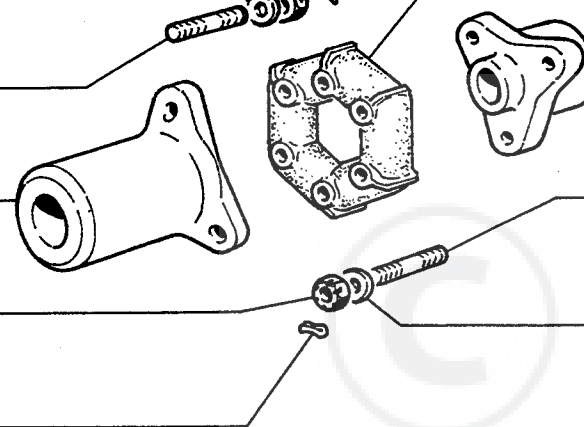
9-2800-09
Copiglia 3

4220-19
Giunto

6241-8060-17
Semigiunto

6241-6850-60
Prigioniero 3

9-7625-19
Rondella 3



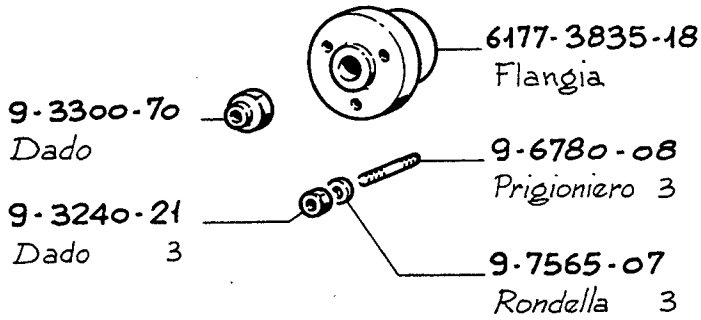
(a)

Giunto elastico (Lato volano)
Accouplement elastique (côté volant)
Flexible coupling (Flywheel side)

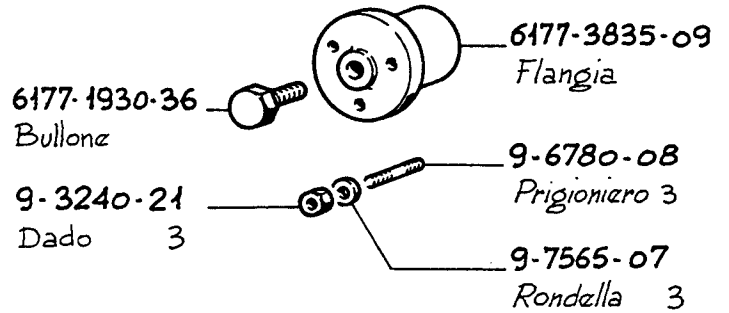
(b)

Giunto elastico (Per motore con riduttore o frizione-riduttore)
Accouplement elastique (Pour moteur avec réducteur ou embrayage-réducteur)
Flexible coupling (For engine with reduction gear or clutch-reduction gear)


MOTORE MOTEUR ENGINE	SERIE 400	COMPLESSIVO GROUPE ASSEMBLY	(a) 6241-4220-77 (b) 6241-4220-78	NON FORNITO SCIOLTO * NON LIVRE SEPAREMENT NOT SUPPLIED SEPARATELY
GIUNTI ACCOUPEMENTS COUPLINGS			9967-15 (a) K. 9967-32 (b)	TAVOLA TABLE 010 DATA DATE 4-81



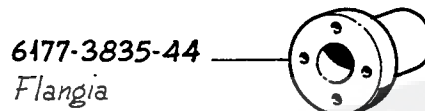
(a)



(b)



(c)



(d)

- (a) - Unificazione Francia N°4 - 3 fori .
 - Unifié France N°4 - 3 trous .
 - Standard France N°4 - 3 holes .

K. 9965 - 80

- (b) - Unificazione Francia N°4 - 3 fori - Per riduttore .
 - Unifié France N°4 - 3 trous - Pour reducteur .
 - Standard France N°4 - 3 holes - For reduction gear .

K. 9976 - 52

- (c) - Unificazione Francia N°8 - 4 fori .
 - Unifié France N°8 - 4 trous .
 - Standard France N°8 - 4 holes .

K. 9976 - 61

- (d) - Unificazione Francia N°8 - 4 fori - Per riduttore .
 - Unifié France N°8 - 4 trous - Pour reducteur .
 - Standard France N°8 - 4 holes - For reduction gear .

MOTORE
MOTEUR
ENGINE

SERIE 400

COMPLESSIVO
GROUPE
ASSEMBLY

NON FORNITO SCIOLTO
* NON LIVRE SEPARMENT
NOT SUPPLIED SEPARATELY

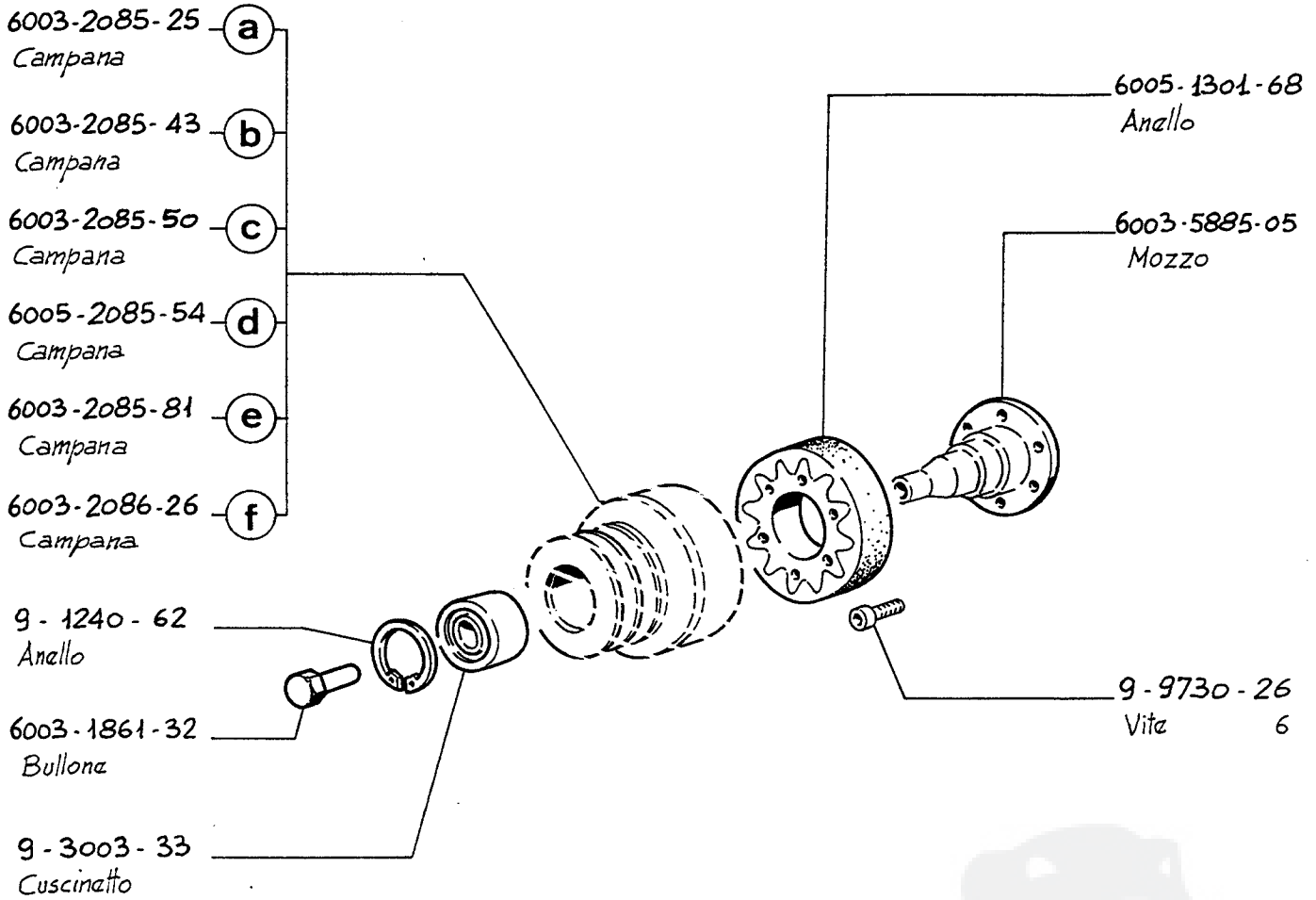
FLANGE TRASM.
BRIDES ACCOUPL.
DRIVE FLANGES

TAVOLA
TABLE

011

DATA
DATE

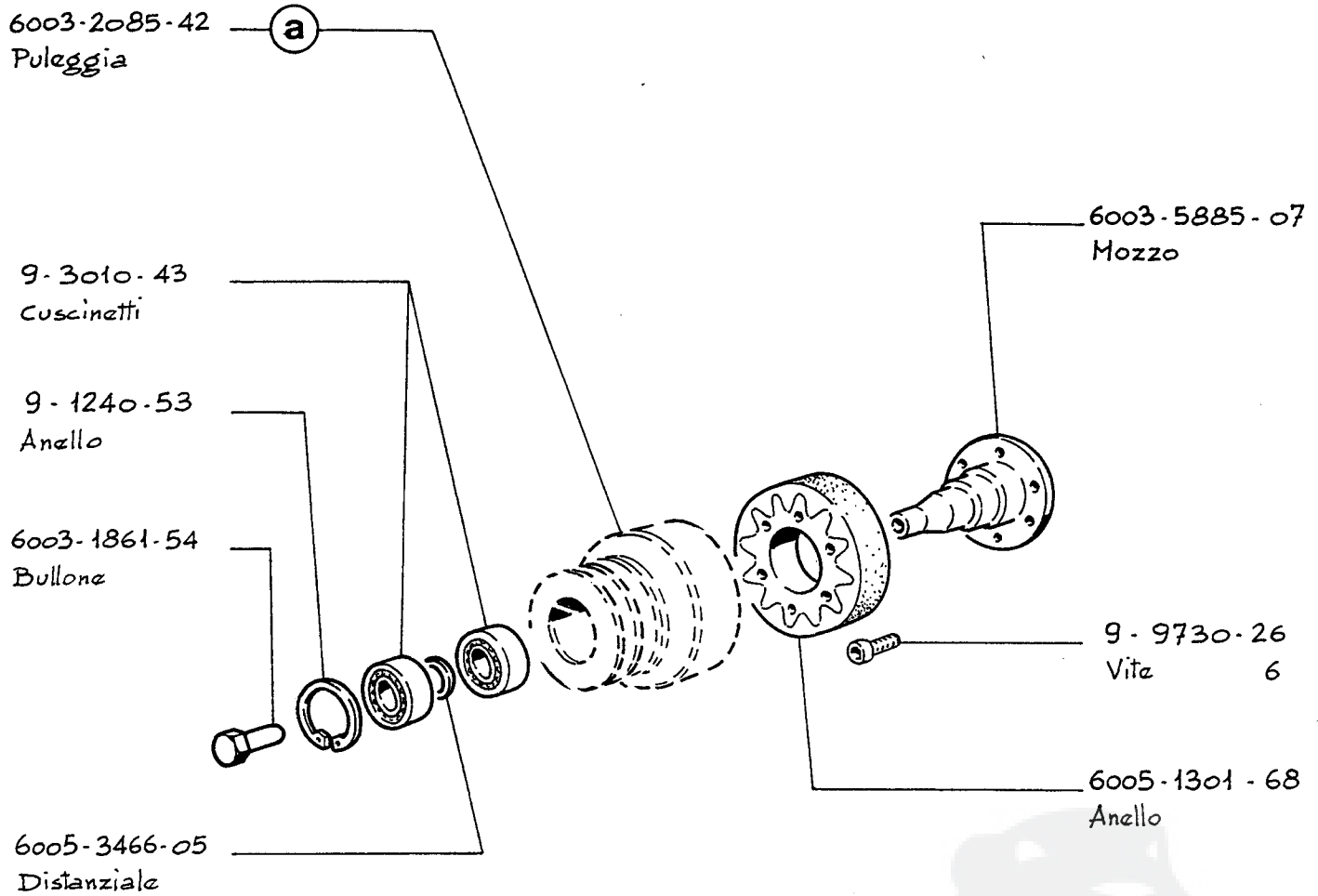
4 - 81



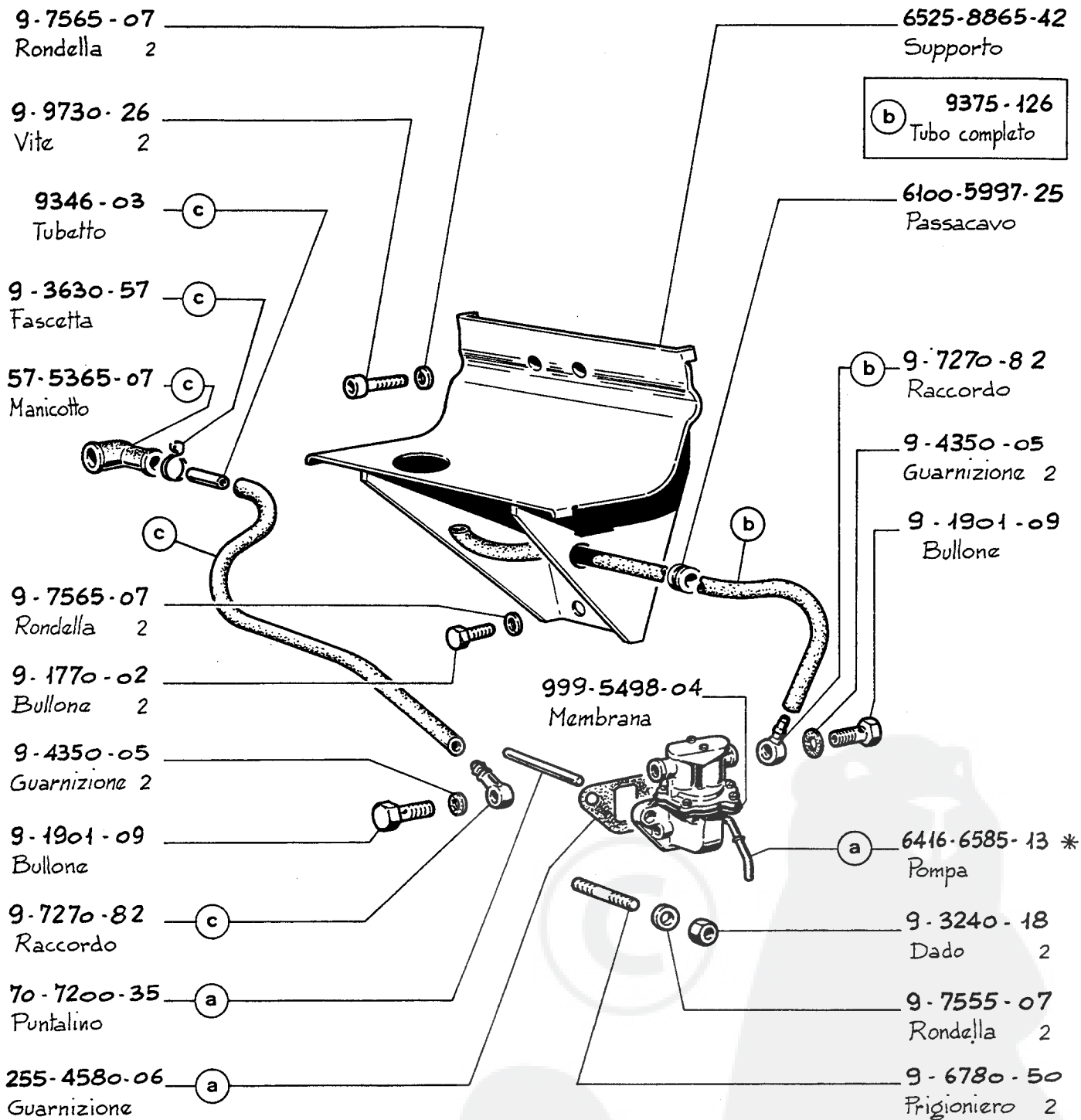
Campana Cloche Bell	Diametro primit. Diamètre primit. $\phi p.$ Primitive diameter	N° Gole No. Gorges No. Grooves	Sezione tipo Section type	Complessivo Groupe Assembly
a	105	3	A	6003-6945-38
b	115	2	B	6945-44
c	115	3	B	6945-52
d	120	3	A	6945-62
e	165	3	A	6945-85
f	135	3	A	6945-86

MOTORE MOTEUR ENGINE	SERIE 400	COMPLESSIVO GROUPE ASSEMBLY	NON FORNITO SCIOLTO * NON LIVRE SEPAREMENT NOT SUPPLIED SEPARATELY
----------------------------	-----------	-----------------------------------	--

PULEGGIA CENTRIFUGA (su cuscinetto) POULIE CENTRIFUGE (sur roulement) CENTRIFUGAL PULLEY (ball bearing mounted)	TAVOLA TABLE	012
	DATA DATE	4-81



a	N° Gole N° Gorges N° Grooves	Sez. Tipo Sect. Type	Diametro primitivo Diamèt. prim. $\phi p.$ Primit. diamèt.	
	2	A	85	
MOTORE MOTEUR ENGINE	SERIE 400	COMPLESSIVO GROUPE ASSEMBLY	6003-6945-42	NON FORNITO SCIOLTO * NON LIVRE SEPAREMENT NOT SUPPLIED SEPARATELY
PULEGGIA CENTRIFUGA (su due cuscinetti) POULIE CENTRIFUGE (sur roulements) CENTRIFUGAL PULLEY (ball bearings mounted)			TAVOLA TABLE	013
			DATA DATE	4-81



(c) **9375-125**
Tubo completo

(a) **8006-6585-06**
Pompa completa

MOTORE MOTEUR ENGINE	SERIE 400	COMPLESSIVO GROUPE ASSEMBLY	NON FORNITO SCIOLTO * NON LIVRE SEPAREMENT NOT SUPPLIED SEPARATELY
ALIMENTAZIONE MOTOCOLT. CIRCUIT ALIMENT. MOTOCULT. MOTOR-TILLER FUEL. SYSTEM			TAVOLA TABLE
			014
			DATA DATE
			4-81



● 70-1156-17
Alternatore compl.

● 70-1156-18
▲ Alternatore compl.

3052-7362-12 ▲
Regolatore

8006-8345-20 ●
Staffa

30-5997-02 ●
Passacavo

9-9730-13 ●
Vite 5

70-1198-79 ●
Anello distanz.

70-1156-09 ●
Alternatore

ⓐ 70-9881-25
Volano compl.

ⓑ 72-9882-47
Volano compl.

ⓒ 72-9882-48 ●
Volano compl.

ⓓ 70-9881-37 ●
Volano compl.

ⓔ 70-9885-04
Volano compl.

● 9-9730-10
Vite 2

ⓔ 9-9730-13
Vite 2

ⓔ 70-1567-19
Bobina

● 9-7565-04
Rondella 2

9965-06	ⓐ Per motore standard	Pour moteur standard	For standard engine
▲ 9965-07	ⓑ Per motore sinistro	Pour moteur avec rotation antihoraire	For engine with counterclockwise rotation
9966-67	ⓒ Per motore accen. transistor (sinistro)	Pour moteur avec allumage à transistor (Rotation antihoraire)	For engine with transistorized ignition (Counterclock. rotation)
▲ 9966-68	ⓓ Per motore accen. transistor (destro)	Pour moteur avec allumage à transistor (Rotation horaire)	For engine with transistorized ignition (clockwise rotation)
9976-57	ⓔ Per motore con autoavvolgante	Pour moteur avec lanceur automatique	For engine with rewind starter
▲ 9976-58	▲ Per impianto luce con ricar. batteria	Pour installation lumière avec recharge de la batterie	For lighting system with battery charging.
9976-59			
▲ 9976-60			
9996-14			

MOTORE
MOTEUR
ENGINE

SERIE 400

COMPLESSIVO
GROUPE
ASSEMBLY

NON FORNITO SCIOLTO
* NON LIVRE SEPARMENT
NOT SUPPLIED SEPARATELY

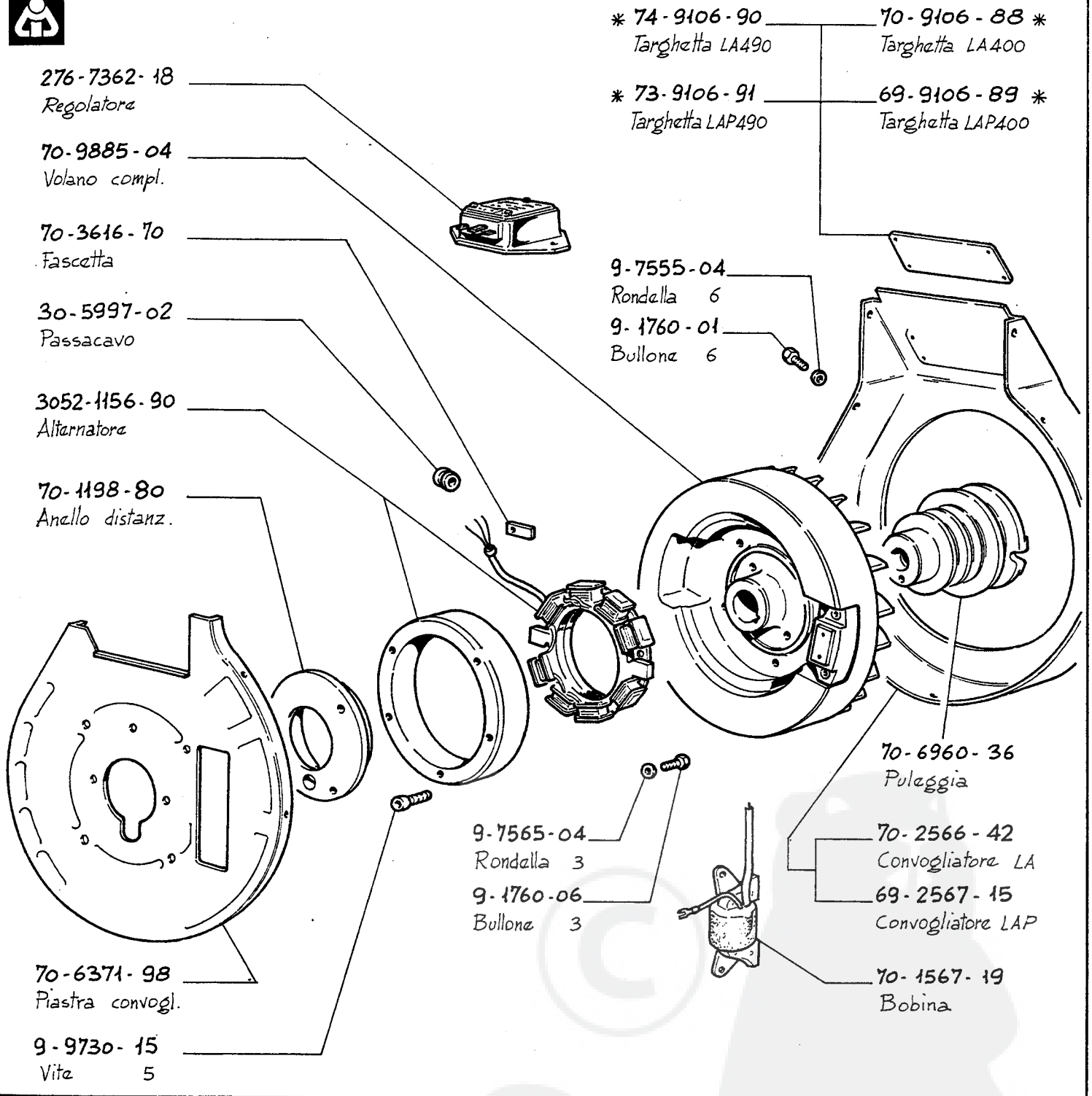
ALTERNATORE 6 V 40 W
ALTERNATEUR 6 V 40 W
ALTERNATOR 6 V 40 W

TAVOLA
TABLE

E1

DATA
DATE

4-81



LA 400	K.9996-08
LA 490	K.9996-09
LAP 400	K.9996-10
LAP 490	K.9996-11

- Per impianto luce con ricarica batteria.
- Pour installations lumière avec charge de la batterie.
- For lighting system with battery recharging.

MOTORE MOTEUR ENGINE	SERIE 400	COMPLESSIVO GROUPE ASSEMBLY	NON FORNITO SCIOLTO * NON LIVRE SEPARMENT NOT SUPPLIED SEPARATELY
ALTERNATORE ALTERNATEUR 12 V. 12 A. ALTERNATOR			TAVOLA TABLE
			E 2
			DATA DATE
			4-81



3052-7362-79

Regolatore

276-7362-18

Regolatore

70-3616-70

Fascetta

30-5997-02

Passacavo

3052-1156-90

Alternatore

70-1198-80

Anello distanz.

9-9730-15

Vite 5

9-7565-04

Rondella 3

9-1760-06

Bullone 3

70-9885-04

Volano compl.

70-1567-19

Bobina

- Per motore con autoavvolgente.
- Pour moteur avec lanceur à cable
- For engine with rewind starter

- Corrente alternata
- Courant alternatif
- Alternata current
- Corrente continua
- Courant continu
- Direct current

MOTORE
MOTEUR
ENGINE

SERIE 400

COMPLESSIVO
GROUPE
ASSEMBLY

NON FORNITO SCIOLTO
* NON LIVRE SEPAREMENT
NOT SUPPLIED SEPARATELY

ALTERNATORE 12 V 190 W
ALTERNATEUR 12 V 190 W
ALTERNATOR 12 V 190 W

K. 9995-66 ●
K. 9996-12 ○

TAVOLA
TABLE

E3

DATA
DATE

4-81



6037-8770-27
Supporto 2

6037-6926-71
Protezione

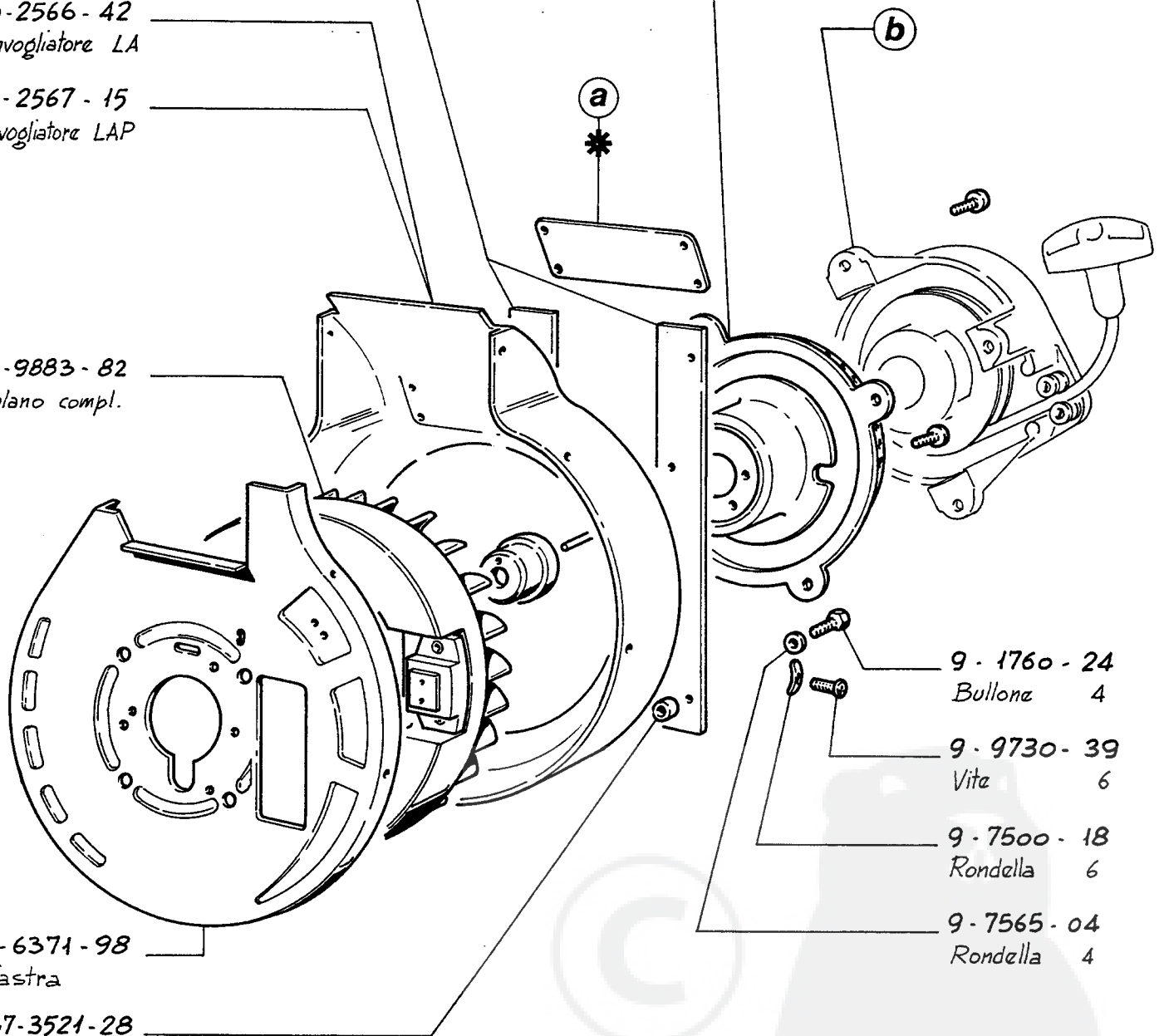
70-2566-42
Convogliatore LA

69-2567-15
Convogliatore LAP

70-9883-82
Volano compl.

70-6371-98
Piastra

6037-3521-28
Distanziale 4



9-1760-24
Bullone 4

9-9730-39
Vite 6

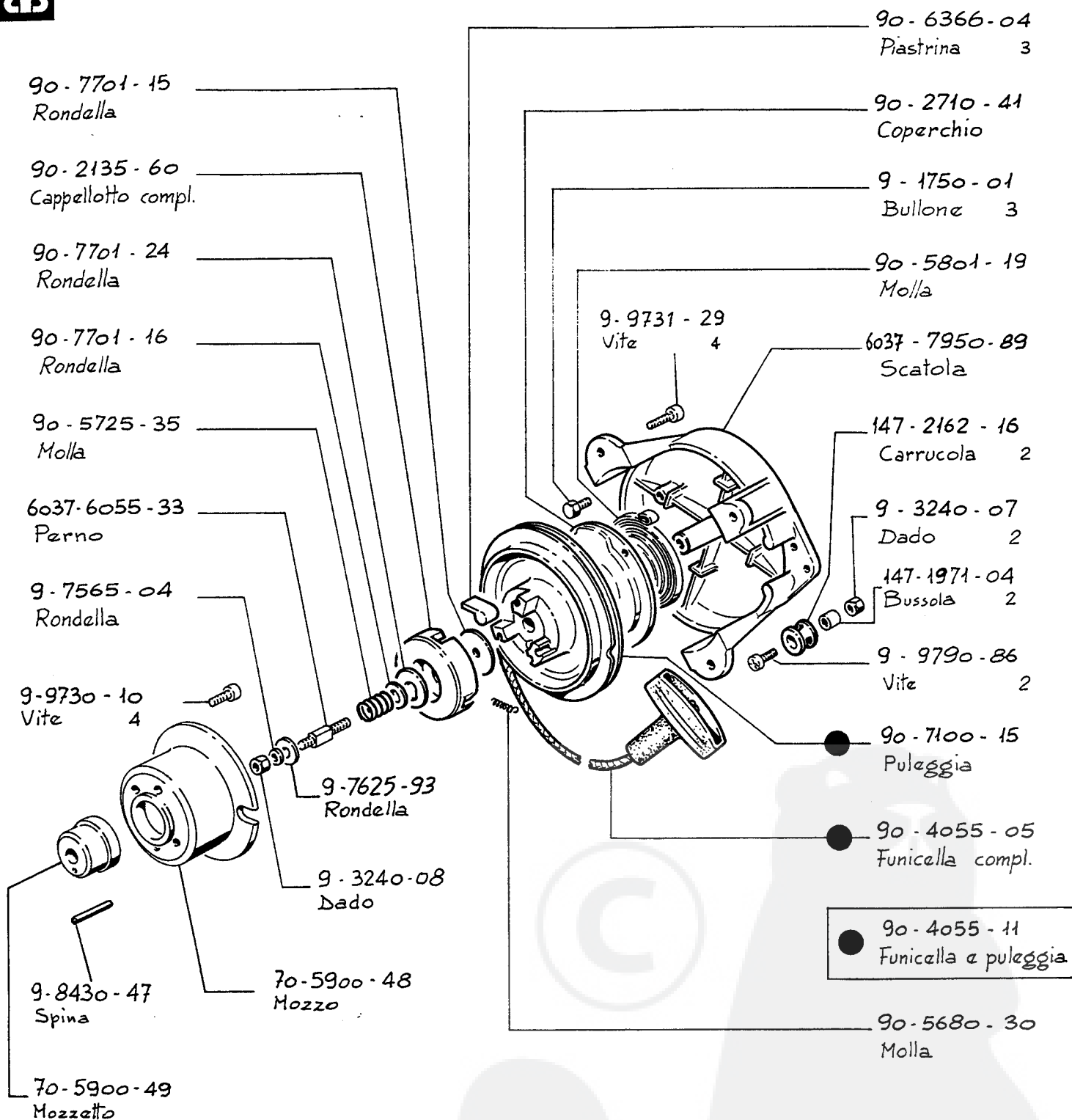
9-7500-18
Rondella 6

9-7565-04
Rondella 4

a	DENOMINAZIONE DENOMINATION DESCRIPTION	MATRICOLA REFERENCE PART No.	GRUPPO COMPLETAM. GROUPE COMPLETEM. COMPLET. SET.	Vedi tavola b Voir table E 5 See table
	LA 400	70 - 9106 - 88	9983 - 51	
Targhetta Plaquette Name plate	LA 490	74 - 9106 - 90	9984 - 23	
	LAP 400	69 - 9106 - 89	9983 - 52	
	LAP 490	73 - 9106 - 91	9984 - 25	
	LA 510	145 - 9107 - 39	9992 - 17	

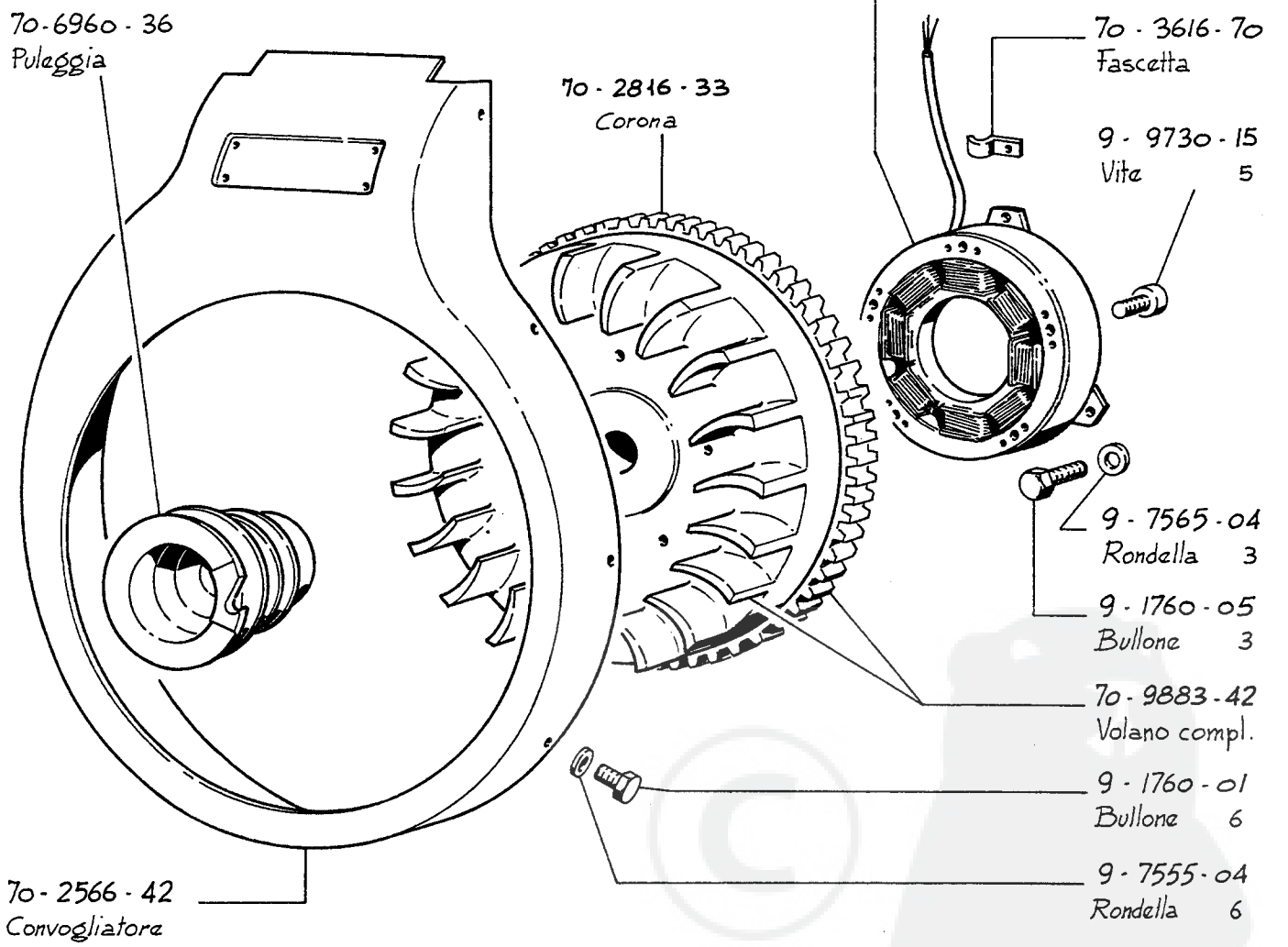
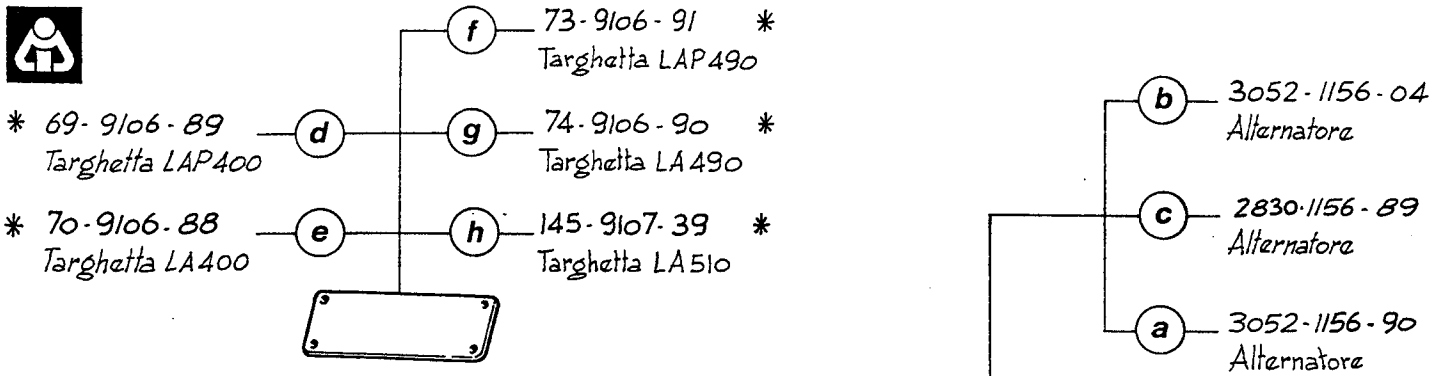
MOTORE MOTEUR ENGINE	SERIE 400	COMPLESSIVO GROUPE ASSEMBLY	NON FORNITO SCIOLTO * NON LIVRE SEPAREMENT NOT SUPPLIED SEPARATELY
----------------------------	-----------	-----------------------------------	--

AVVIAMENTO AUTOAVVOLG. DEMARRAGE PAR LANCEUR RECOIL STARTER	TAVOLA TABLE	E 4
	DATA DATE	4 - 81



VEDI CIRCOLARI TECNICHE N° 637 e 740.

MOTORE MOTEUR ENGINE	SERIE 400	COMPLESSIVO GROUPE ASSEMBLY	70-1470-57	NON FORNITO SCIOLTO * NON LIVRE SEPAREMENT NOT SUPPLIED SEPARATELY
AVVIATORE AUTOAVVOLGENTE LANCEUR A CABLE REWIND STARTER				TAVOLA TABLE
				E 5
				DATA DATE
				4-81



(d)	LAP 400	K.9995-43
(e)	LA 400	K.9995-40
(f)	LAP 490	K.9995-39
(g)	LA 490	K.9995-30
(h)	LA 510	K.9995-42

(c)	- Con ricarica batteria - Avec recharge batterie - With battery recharge	- Sui motori è tassativa la decompressione automatica. - Les moteurs doivent être équipés de décompression automatique.
(a)	- Senza ricarica batteria - Sans recharge batterie - Without battery recharge	- Engines must be equipped with compression release.

(a) - A partire da LA 490 N° 324635
 (c) - Starting from

(b) - Fino a LA 490 N° 324634
 - Below

MOTORE MOTEUR ENGINE	SERIE 400	COMPLESSIVO GROUPE ASSEMBLY	NON FORNITO SCIOLTO * NON LIVRE SEPAREMENT NOT SUPPLIED SEPARATELY
----------------------------	-----------	-----------------------------------	--

AVVIAMENTO ELETTRICO (con motorino)
 DEMARRAGE ELECTRIQUE (avec démarreur)
 ELECTRICAL STARTING (starting motor)

TAVOLA TABLE	E6/a
DATA DATE	4-81



276-7362-18
Regolatore

270-7362-40
Regolatore

70-6371-67
Piastra

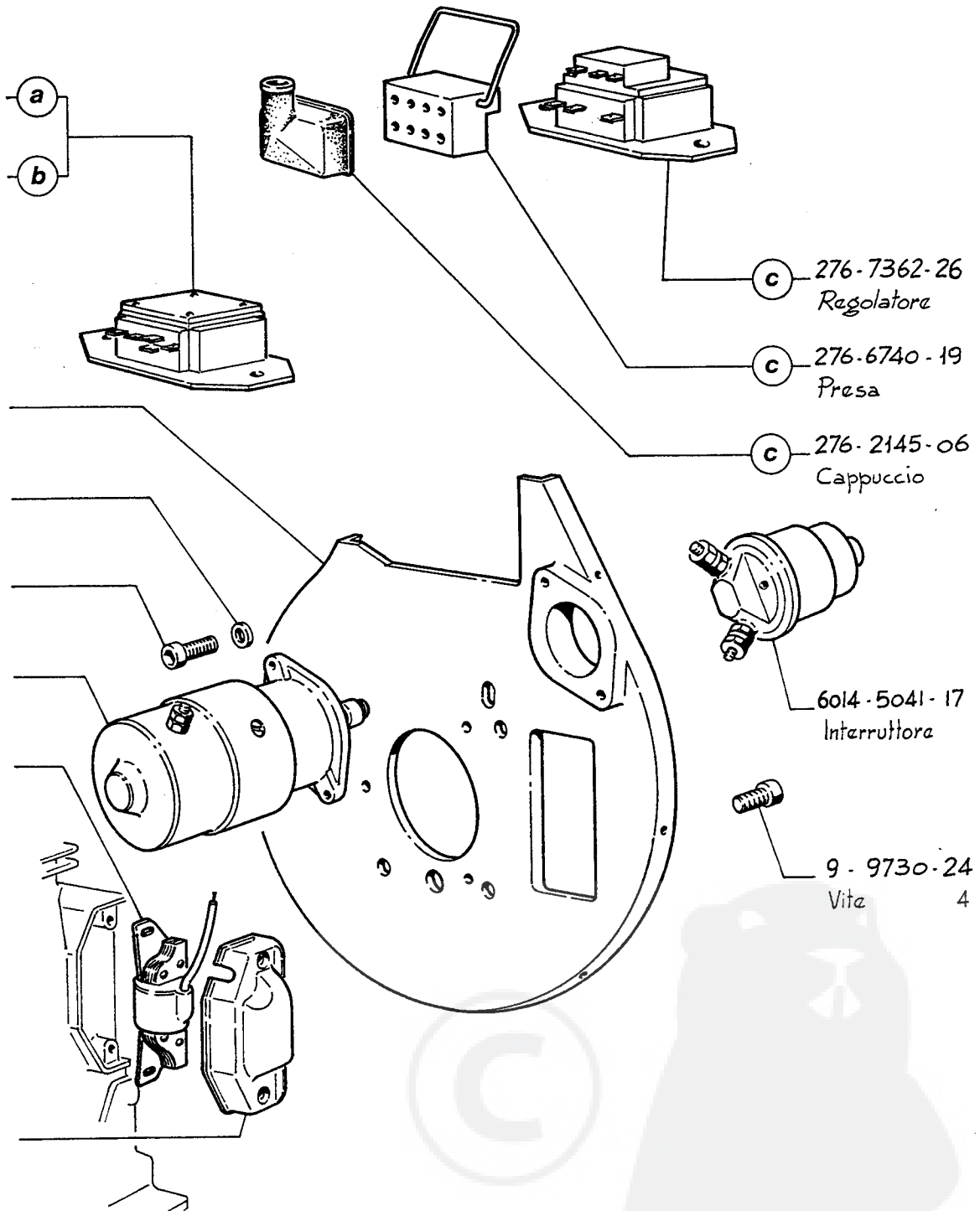
9-7555-07
Rondalla 2

9-9730-36
Vite 2

70-5840-24
Motorino

70-1567-19
Bobina

70-2750-58
Coperchio



276-7362-26
Regolatore

276-6740-19
Presa

276-2145-06
Cappuccio

6014-5041-17
Interruttore

9-9730-24
Vite 4

(c) - Con ricarica batteria 9995-76 (LA400)
- Avec recharge batterie K. 9995-77 (LA490)
- With battery recharge

(a) - Senza ricarica batteria 9995-30 (LA490)
- Sans recharge batterie K. 9995-39 (LAP490)
- Without battery recharge 9995-40 (LA400)
9995-42 (LA510)
9995-43 (LAP400)

(a) - A partire da
(c) - A partir de LA 490 N° 324635
(c) - Starting from

(b) - Fino a
- Jusqu'au LA 490 N° 324634
- Below

MOTORE
MOTEUR
ENGINE

SERIE 400

COMPLESSIVO
GROUPE
ASSEMBLY

NON FORNITO SCIOLTO
* NON LIVRE SEPAREMENT
NOT SUPPLIED SEPARATELY

AVVIAM. ELETTR.
DEMARR. ELECTR.
ELECTR. START.

TAVOLA
TABLE

E 6/b

DATA
DATE

4-81



260-6320-04
Piastrina (0,5mm) 2

260-6320-05
Piastrina (2mm)

72-8075-33
Semipuleggia

260-6320-03
Piastrina (1mm) 2

70-8075-25
Semipuleggia

70-8075-26
Semipuleggia

70-3615-97
Fascetta 2

9-6760-34
Prigioniero 3

45-1557-20
Blocchetto 2

70-5095-53
Lamiera (LA-LAL) **a**

45-1557-19
Blocchetto 2

69-5095-64
Lamiera (LAP400) **b**

8061-1861-80
Bullone 2

73-5095-65
Lamiera (LAP490) **c**

9-7565-04
Rondella 3

Vedi TAV.
Voir TABLE B5
See TABLE

6014-3375-06
Dinamotora

72-3375-03
Dinamotora

9-3240-08
Dado 3

6014-7362-72
Regolatore

70-8725-23
Supporto

9-6780-55
Prigioniero 2

72-8725-30
Supporto

9-6780-12
Prigioniero 2



90-5041-19
Interruttore

9-7625-60
Rondella 6

9-7565-07
Rondella 4

9-3240-18
Dado 4

9-7565-04
Rondella 4

273-2440-15
Cinghia

72-5095-67
Lamiera

9-1760-05
Bullone 4

70-2440-12
Cinghia

70-5095-54
Lamiera

- Per motore con rotazione sinistra (lato volano)
- Pour moteur avec le sens de rotation à gauche (côté volant)
- For engine with anticlockwise rotation (flywheel side)

	K	COMPLESSIVO GROUPE ASSEMBLY
a	9965-03	70-1470-05
b	9966-06	69-1470-12
c	9966-08	73-1470-13
a ●	9966-47	72-1470-16

MOTORE
MOTEUR SERIE 400
ENGINE

NON FORNITO SCIOLTO
* NON LIVRE SEPAREMENT
NOT SUPPLIED SEPARATELY

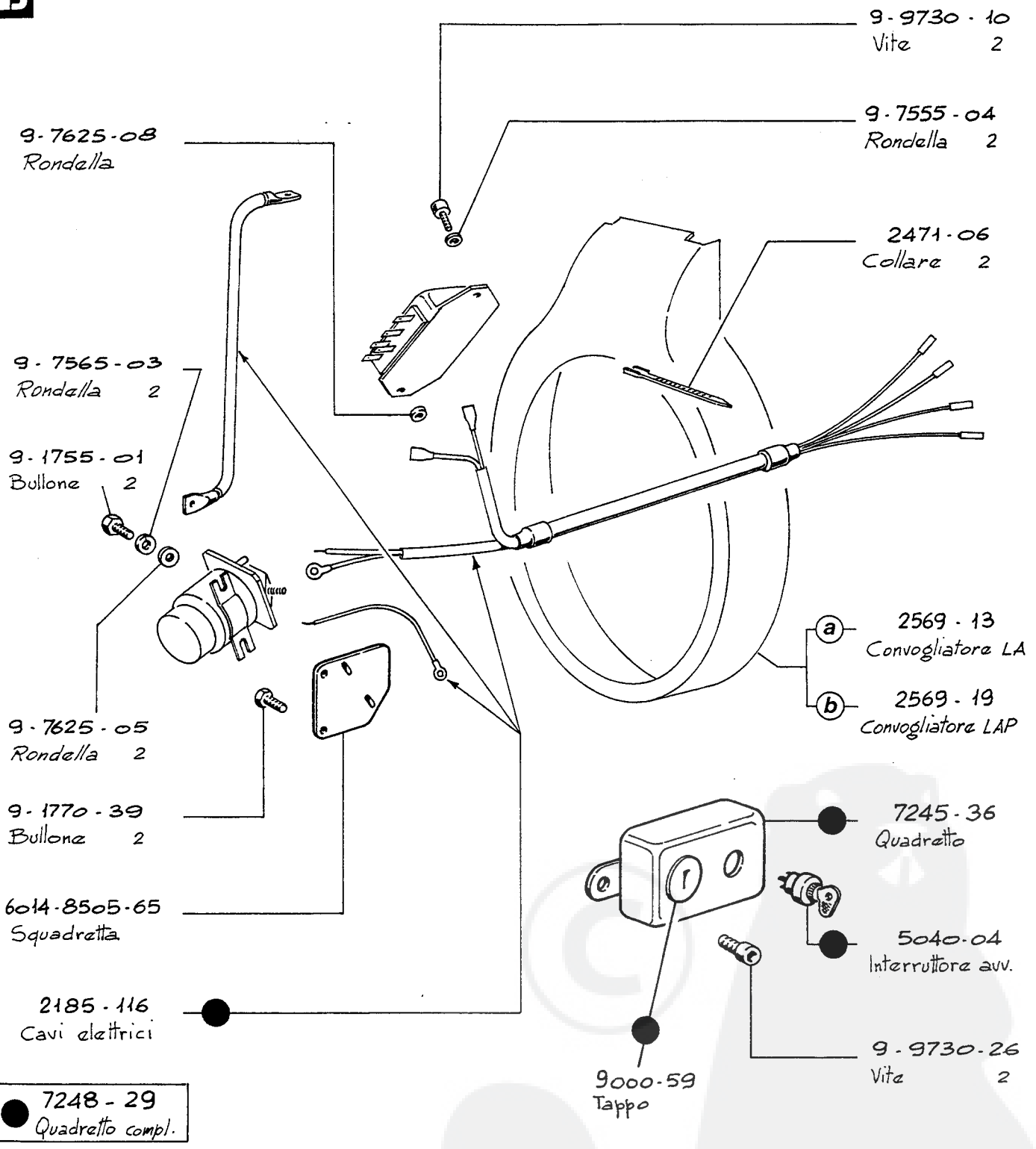
AVVIAMENTO ELETTR. CON DINAMOTORE
DEMARR. ELECTR. AVEC DYNASTART
ELECTRIC. START. WITH START. GENERATOR

TAVOLA
TABLE

E7

DATA
DATE

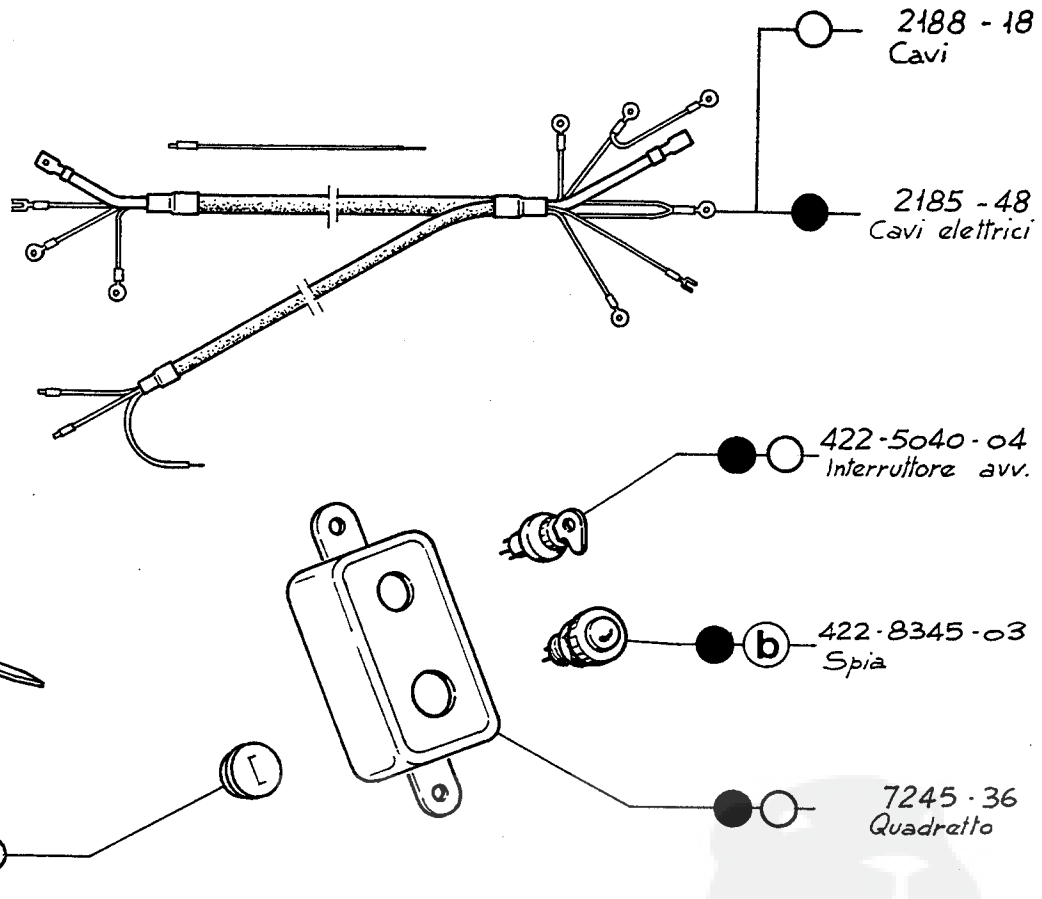
4-81



- Con - Avec (a) K. 9999-822 Benzina - With Essance Gasoline	- Con - Avec (b) K. 9999-821 Petrolio - With Petrole Kerosene
---	--

MOTORE MOTEUR ENGINE	SERIE 400	COMPLESSIVO GROUPE ASSEMBLY	NON FORNITO SCIOLTO * NON LIVRE SEPAREMENT NOT SUPPLIED SEPARATELY
----------------------------	-----------	-----------------------------------	--

QUADRETTO MANOVRA (per motorino avviamento) TABLEAU DISTRIBUTION (pour démarreur) PANEL BOARD (for starting motor)	TAVOLA TABLE	E8
	DATA DATE	4-81



a 6452-7246-44
 Quadretto compl.

b 6452-7246-45
 Quadretto compl.

<ul style="list-style-type: none"> ○ - Per motorino avviamento ○ - Pour démarreur - For starting motor 	<ul style="list-style-type: none"> ● - Per dinamotore ● - Pour dynastart - For starting generator
<ul style="list-style-type: none"> a - Senza spia ricarica batteria - Sans témoin charge batterie - Without battery charging warning light 	<ul style="list-style-type: none"> b - Con spia ricarica batteria - Avec témoin charge batterie - With battery charging warning light.

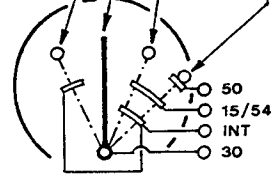
MOTORE MOTEUR ENGINE	SERIE 400	COMPLESSIVO GROUPE ASSEMBLY	NON FORNITO SCIOLTO * NON LIVRE SEPARMENT NOT SUPPLIED SEPARATELY
QUADRETTO MANOVRA A DISTANZA TABLEAU DE BORD A DISTANCE REMOTE SWITCH PANEL			TAVOLA TABLE
			DATA DATE
			E9 4-81



LUCI PARCHEGGIO
LUMIERE STATIONNEMENT
PARKING LIGHT - PARKLICHT

RIPOSO - ARRET - STOP
MARCIA - MARCHÉ - RUNN - LAUFEN
AVVIAMENTO - DEMARRAGE
STARTING - ANLASSEN

4



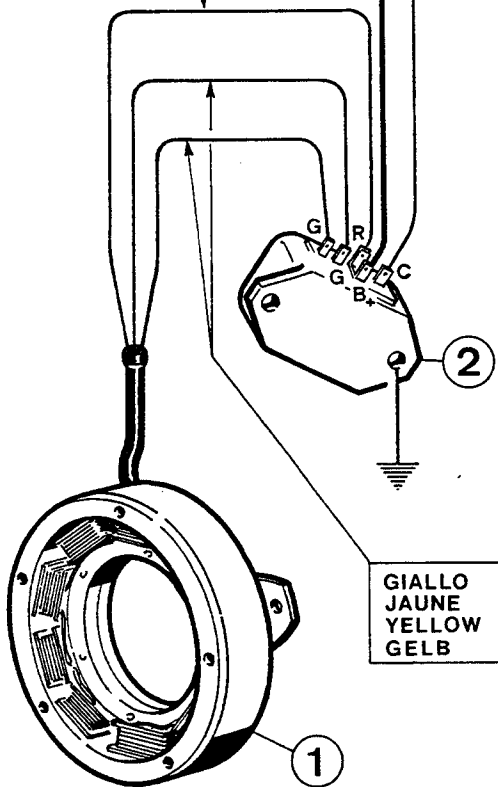
ROSSO
ROUGE
RED
ROT

MARRONE
MARRON
BROWN
BRAUN

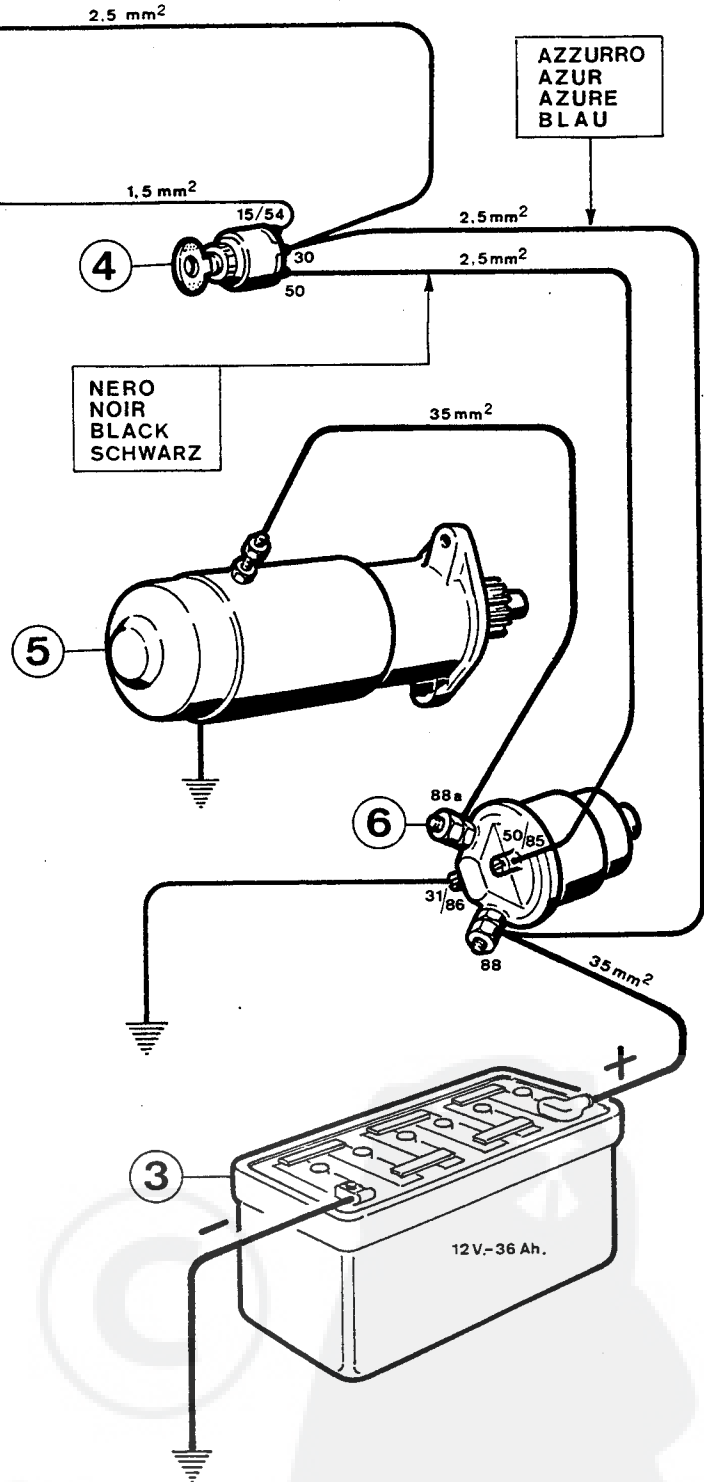
AZZURRO
AZUR
AZURE
BLAU

NERO
NOIR
BLACK
SCHWARZ

GIALLO
JAUNE
YELLOW
GELB



2



1 Alternatore · Alternateur · Alternator · Drehstromgenerator

2 Regolatore · Régulateur · Regulator · Spannungsregler

3 Batteria · Batterie · Battery · Batterie

4 Interruttore · Interrupteur · Keyswitch · Anlass-schalter

5 Motorino · Démarreur · Starting motor · Anlassmotor

6 Teleruttore · Telerupteur · Solenoid switch · Magnetschalter

MOTORE MOTEUR ENGINE	SERIE 400	COMPLESSIVO GROUPE ASSEMBLY	NON FORNITO SCIOLTO * NON LIVRE SEPAREMENT NOT SUPPLIED SEPARATELY
SCHEMA ELETTRICO (motorino) SCHEMA ELECTRIQUE (démarreur) WIRING DIAGRAM (start. motor)		TAVOLA TABLE	E 10
		DATA DATE	4-81

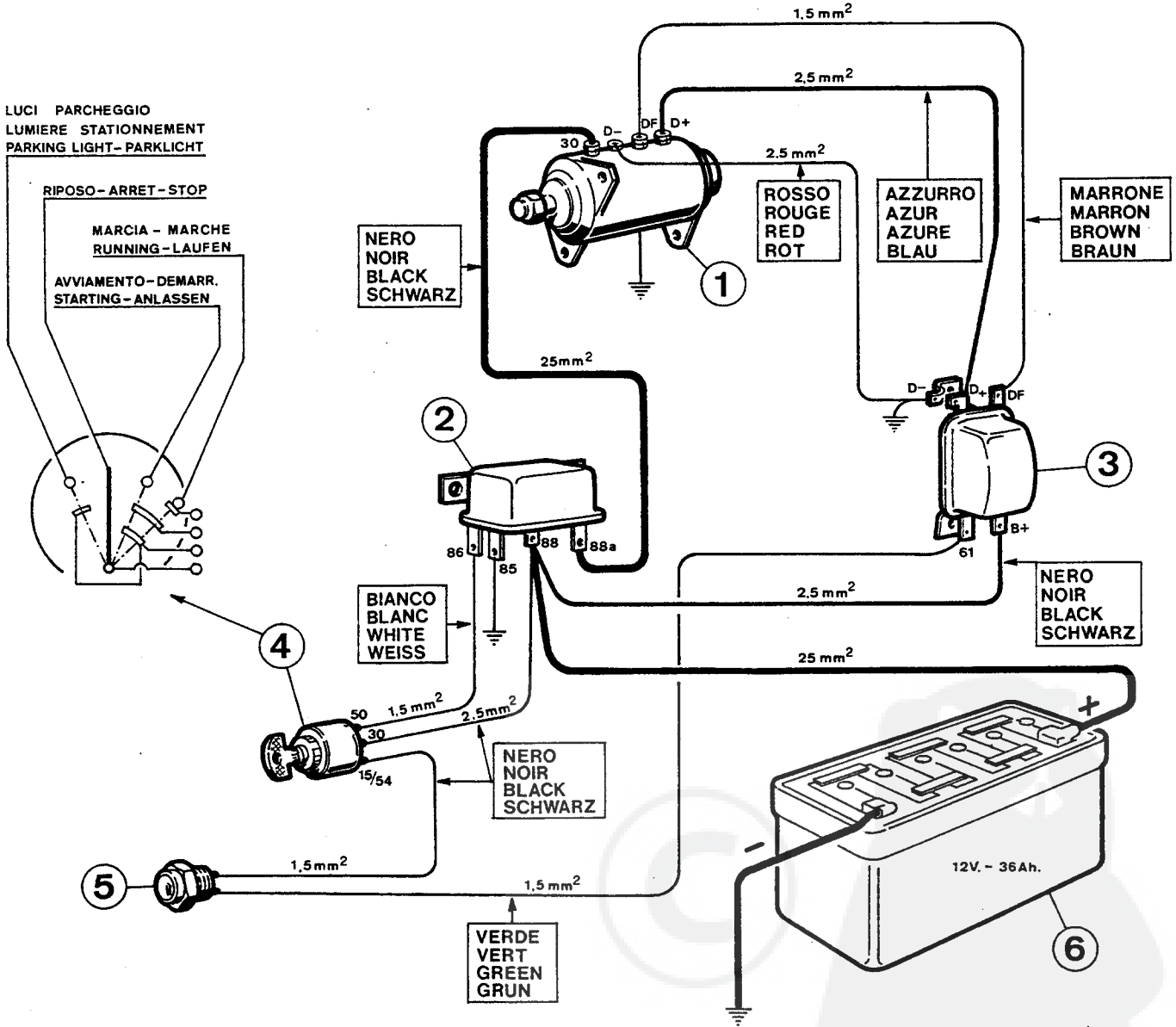


LUCI PARCHEGGIO
LUMIERE STATIONNEMENT
PARKING LIGHT-PARKLICHT

RIPOSO-ARRET-STOP

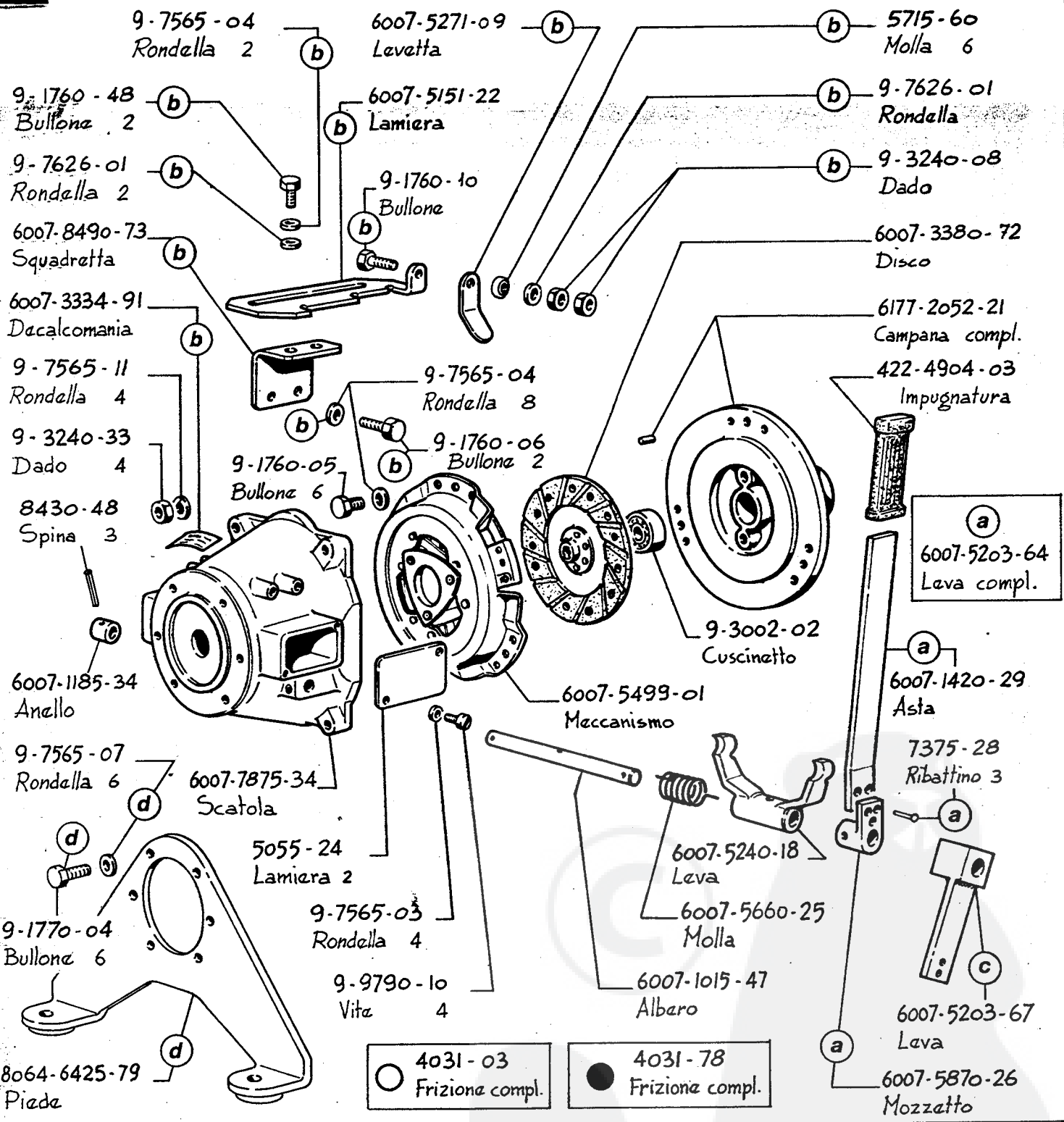
MARCIA - MARCHÉ
RUNNING-LAUFEN

AVVIAMENTO-DEMARR.
STARTING-ANLASSEN



- | | |
|--|---|
| ① Dinamotore · Dynastart · Starter generator · Lichtanlasser | ④ Interruttore · Interrupteur · Keyswitch · Anlass-schalter |
| ② Teleruttore · Telerupteur · Solenoid switch · Magnetschalter | ⑤ Spia · Témoin · Warning light · Ladeanzeigt-lampe |
| ③ Regolatore · Régulateur · Regulator · Spannungsregler | ⑥ Batteria · Batterie · Battery · Batterie |

MOTORE MOTEUR ENGINE	SERIE 400	COMPLESSIVO GROUPE ASSEMBLY	NON FORNITO SCIOLTO * NON LIVRE SEPARÉMENT NOT SUPPLIED SEPARATELY
SCHEMA ELETTRICO (dinamotore) SCHEMA ELECTRIQUE (dynastart) WIRING DIAGRAM (start. generator)			TAVOLA TABLE E11
			DATA DATE 4-81



a) + b) ● - Solo per frizione industriale / Seulement pour embrayage industriel / For industrial clutch only. K. 9988 - 18
 c) ○ - Solo per frizione autotrazione / Seulement pour embrayage locomotion / For automotive clutch only. K. 9988 - 40
 d) - Su richiesta / Sur demande / Optional.

MOTORE MOTEUR ENGINE	SERIE 400	COMPLESSIVO GROUPE ASSEMBLY	NON FORNITO SCOLTO * NON LIVRE SEPAREMENT NOT SUPPLIED SEPARATELY
FRIZIONE EMBRAYAGE CLUTCH		TAVOLA TABLE	E12/a
		DATA DATE	4-81



9-1210-88

Anello

6007-1037-21

Albero

70-2280-46

Chiavetta

9-3002-46

Cuscinetto

9-1240-21

Anello

9-3260-14

Dado

9-7530-18

Rondella

9-1210-73

Anello

5380-17

Manicotto compl.

6007-5570-08

Molla

9-6800-20

Prigioniero 4

6177-2031-19

Campana

9-6780-08

Prigioniero 6

9-7555-07

Rondella 6

9-3240-29

Dado 6

9-1760-06

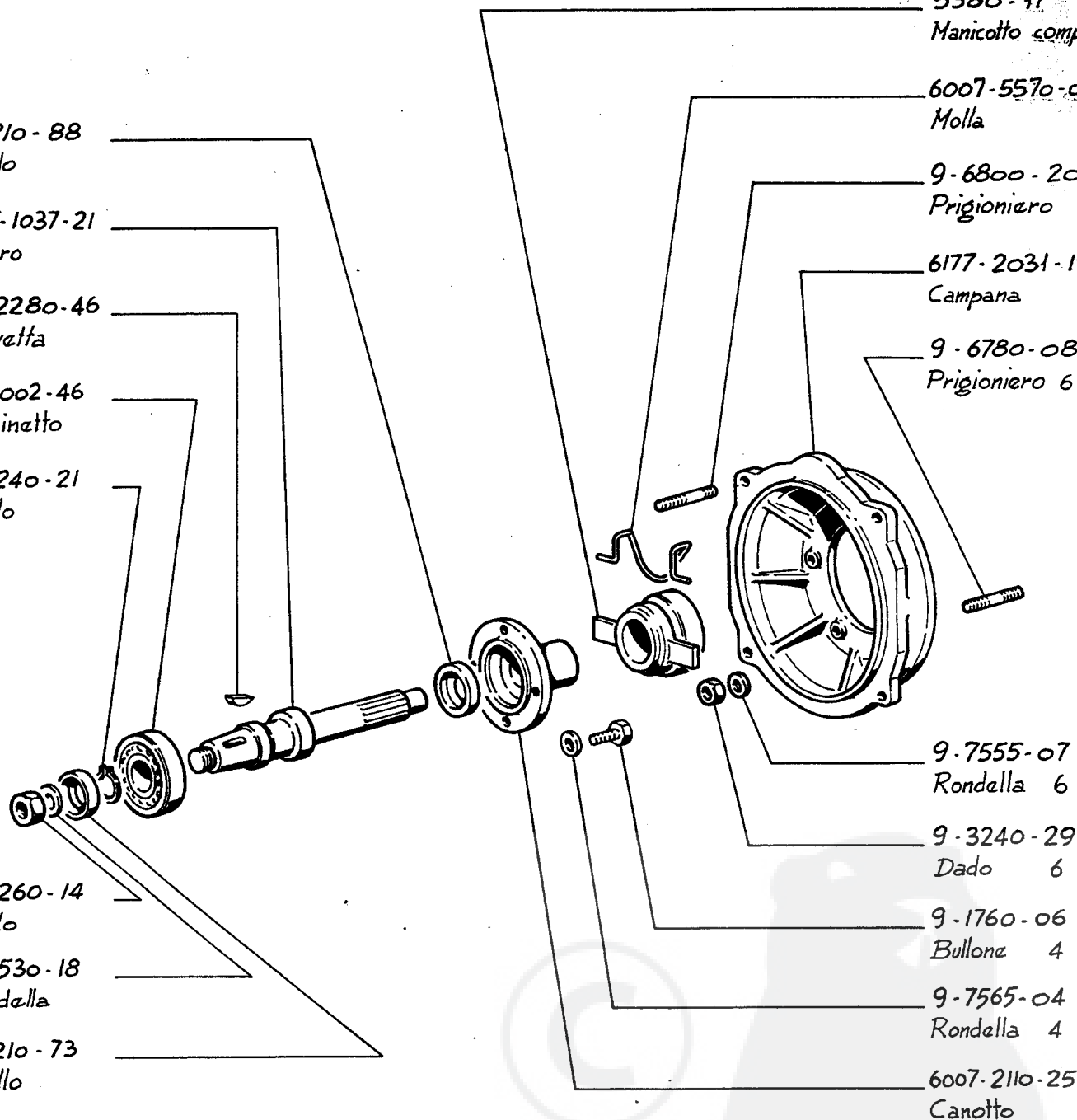
Bullonz 4

9-7565-04

Rondella 4

6007-2110-25

Canotto



MOTORE
MOTEUR
ENGINE

SERIE 400

COMPLESSIVO
GROUPE
ASSEMBLY

NON FORNITO SCIOLTO
* NON LIVRE SEPAREMENT
NOT SUPPLIED SEPARATELY

FRIZIONE
EMBAYAGE
CLUTCH

TAVOLA
TABLE

E12/b

DATA
DATE

4-81



9-6780-05
Prigioniero 6

9-6780-08
Prigioniero 6

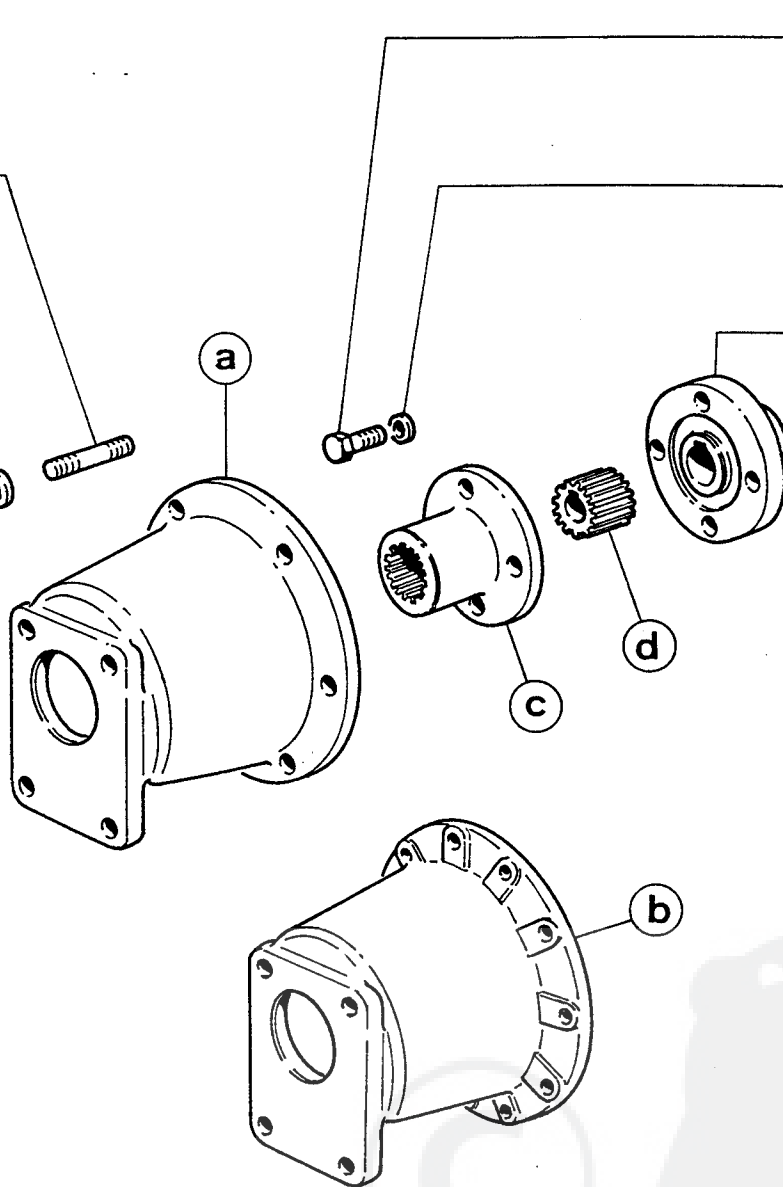
9-7565-07
Rondella 6

9-3240-18
Dado 6

9-1770-04
Bullone 4

9-7565-07
Rondella 4

456-4217-06
Giunto

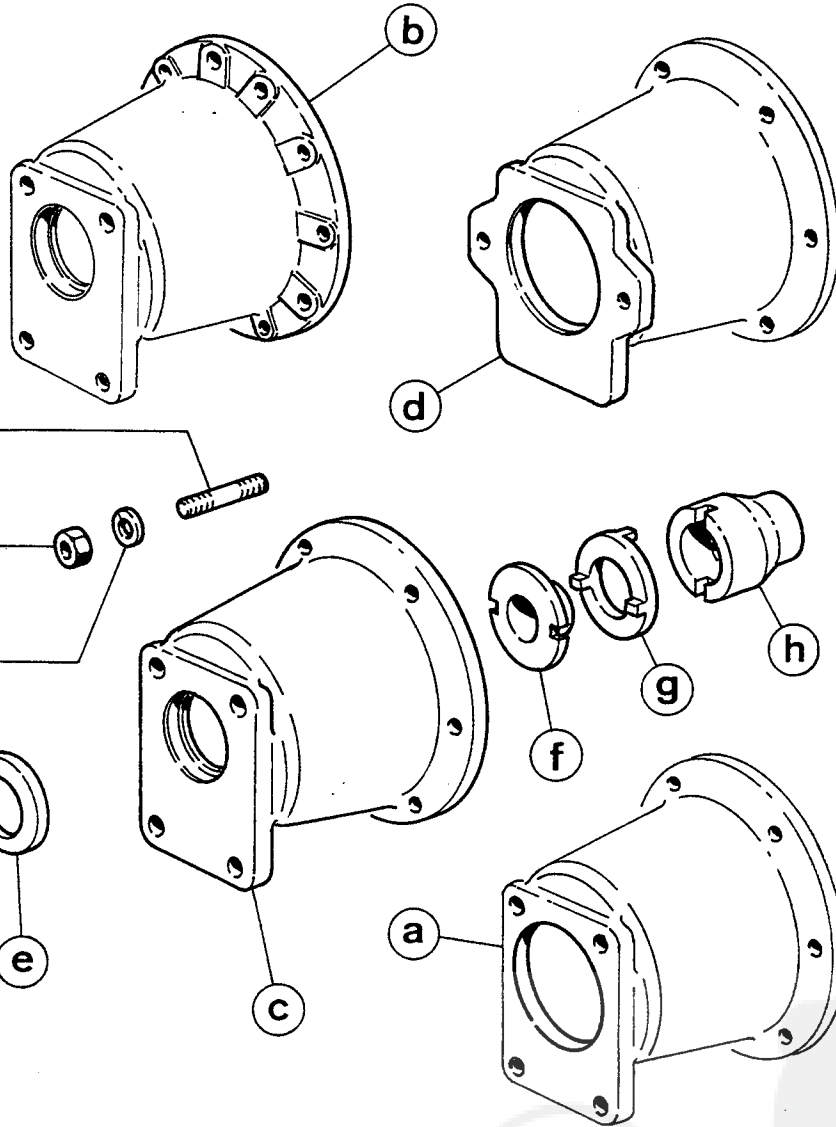


Supporto pompa Support pompe Pump bracket	Complessivo Groupe Assembly	K	(c)	(d)
(a) 6432-8835-64	6432-6601-55	9975-16	6432-3900-57	6432-5400-47
(b) 6432-8836-42	6432-6601-56	9966-81	6432-3900-51	6431-5400-34

BOSCH-HY/ZFR1/CR101		1 PD		<i>Predisposiz. vecchio tipo. Per le nuove vedi tavola F 2</i> <i>Prédispositif. avant modificat. Pour les nouveaux voir table F 2</i> <i>Adapters prior to improvem. For new adapters see table</i>
(a) Lato presa di moto Côté prise de force P.T.O. side	(b) Lato presa di moto Côté prise de force P.T.O. side			

MOTORE MOTEUR ENGINE	SERIE 400	COMPLESSIVO GROUPE ASSEMBLY	NON FORNITO SCIOLTO * NON LIVRE SEPAREMENT NOT SUPPLIED SEPARATELY
----------------------------	-----------	-----------------------------------	--

PREDISPOS. POMPA OLEODINAMICA PREDISP. POMPE HYDRAUL. HYDRAULIC PUMP ADAPTER		TAVOLA TABLE	F 1
		DATA DATE	4-81



9-6780-08
Prigioniero 6

9-3240-18
Dado 6

9-7565-07
Rondella 6

Supporto pompa Support pompe Pump bracket	Complessivo Groupe Assembly	K	e	f	g	h
a 6018-8836-40	6018-6600-87	9988-25	276-1300-69	276-8060-22	276-4240-28	6018-4240-16
b 6432-8836-42	6432-6600-92	9988-51	6018-1301-62	6018-8060-54	6018-4240-08	6432-4240-19
c 6018-8836-41	6018-6600-90	9988-26	—	6018-8060-25	276-4240-28	6018-4240-17
d 6018-8836-43	6018-6600-94	9988-74	—	6018-8060-97	276-4240-28	6018-4240-17
a Lato presa di moto Côté prise de force P.T.O. side	b Lato presa di moto Côté prise de force P.T.O. side	c Lato presa di moto Côté prise de force P.T.O. side	d Lato presa di moto Côté prise de force P.T.O. side			
MOTORE MOTEUR ENGINE	SERIE 400	COMPLESSIVO GROUPE ASSEMBLY	NON FORNITO SCIOLTO * NON LIVRE SEPAREMENT NOT SUPPLIED SEPARATELY			

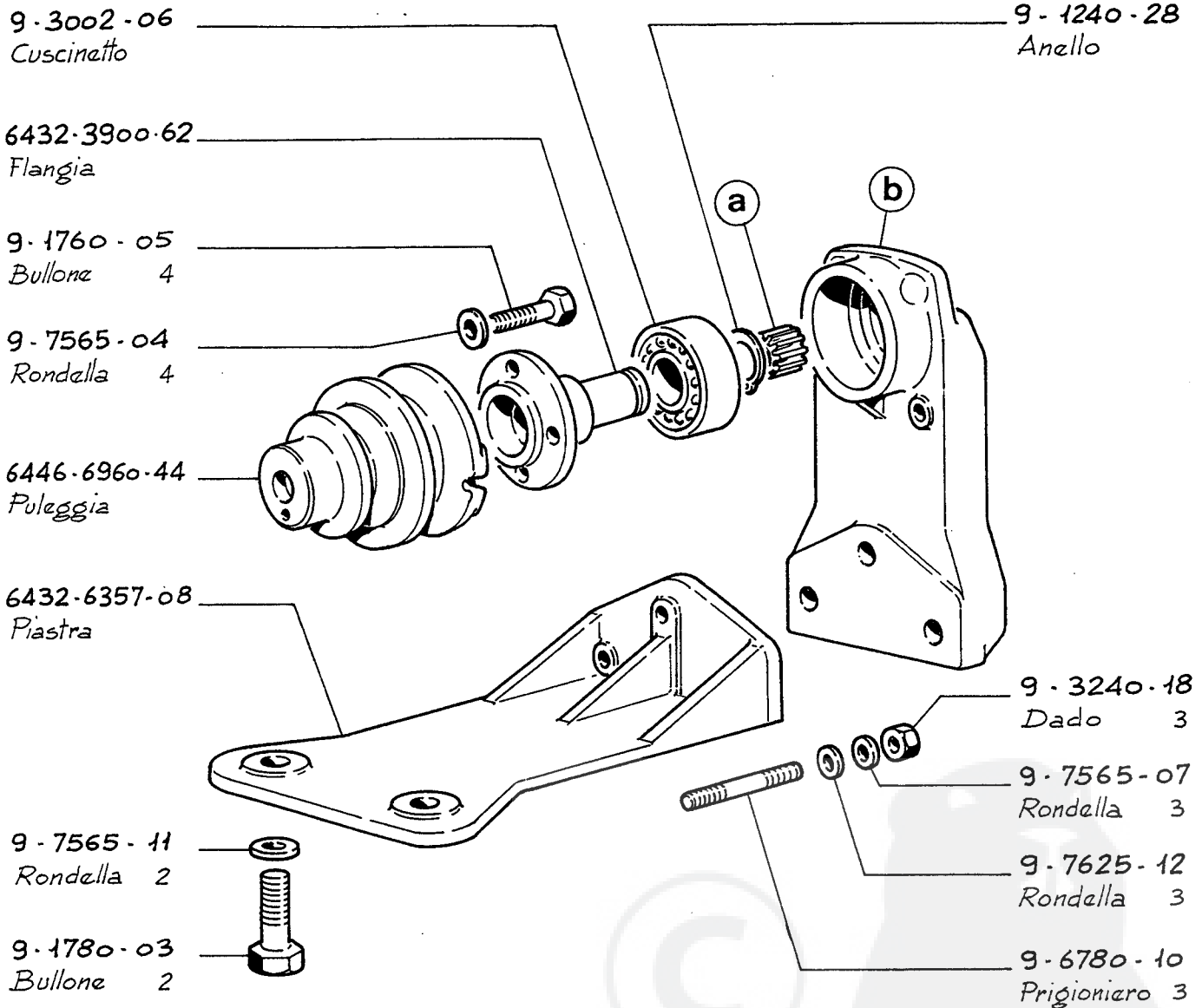
PREDISP. POMPA OLEODINAM.
PREDISP. POMPE HYDRAUL.
HYDRAUL. PUMP ADAPTER

TAVOLA
TABLE

F 2

DATA
DATE

4-81



Completivo Groupe Assembly	K	a	b
6432-6601-52 (c)	9965-57	6431-5400-34	6432-8835-47
6432-6601-49 (d)	9965-39	6433-5401-16	6432-8835-50
	<u>1PS</u>	<u>2PS</u>	
(c)	— Lato volano — Côté volant — Flywheel side	(d)	— Lato volano — Côté volant — Flywheel side
MOTORE MOTEUR ENGINE	SERIE 400	COMPLESSIVO GROUPE ASSEMBLY	NON FORNITO SCIOLTO * NON LIVRE SEPAREMENT NOT SUPPLIED SEPARATELY

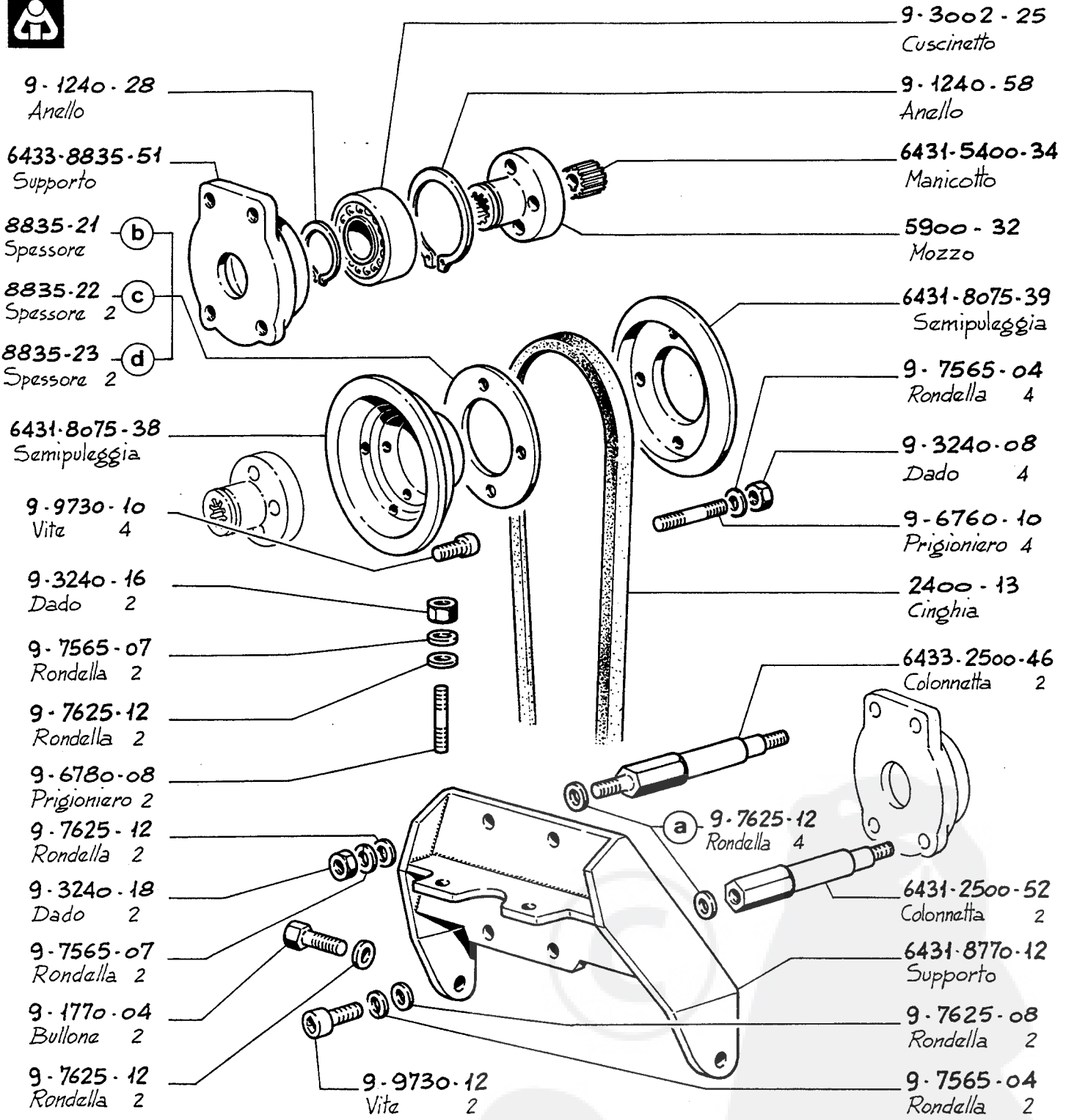
PREDIS. POMPA OLEODINAM.
 PREDIS. POMPE HYDRAUL.
 HYDRAULIC PUMP ADAPTER

TAVOLA
TABLE

F3

DATA
DATE

4-81



- 9-1240-28 Anello
- 6433-8835-51 Supporto
- 8835-21 Spessore (b)
- 8835-22 Spessore 2 (c)
- 8835-23 Spessore 2 (d)
- 6431-8075-38 Semipuleggia
- 9-9730-10 Vite 4
- 9-3240-16 Dado 2
- 9-7565-07 Rondella 2
- 9-7625-12 Rondella 2
- 9-6780-08 Prigioniero 2
- 9-7625-12 Rondella 2
- 9-3240-18 Dado 2
- 9-7565-07 Rondella 2
- 9-1770-04 Bullone 2
- 9-7625-12 Rondella 2
- 9-9730-12 Vite 2
- 9-3002-25 Cuscinetto
- 9-1240-58 Anello
- 6431-5400-34 Manicotto
- 5900-32 Mozzo
- 6431-8075-39 Semipuleggia
- 9-7565-04 Rondella 4
- 9-3240-08 Dado 4
- 9-6760-10 Prigioniero 4
- 2400-13 Cinghia
- 6433-2500-46 Colonnatta 2
- 9-7625-12 Rondella 4 (a)
- 6431-2500-52 Colonnatta 2
- 6431-8770-12 Supporto
- 9-7625-08 Rondella 2
- 9-7565-04 Rondella 2

1PD

- Accoppiamento a cinghia sulla testa.
(Lato volano)
- Accouplement par courroie sur la culasse.
(côté volant)
- Vee-belt coupling on cylinder-head.
(Flywheel side)

- Eliminare con pompa IDROIRMA.

(a) - Eliminer avec pompes IDROIRMA.

- To exclude with IDROIRMA pumps.

- (b) mm 2
- (c) mm 1
- (d) mm 0,5

K. 9965-49

MOTORE MOTEUR ENGINE	SERIE 400	COMPLESSIVO GROUPE ASSEMBLY	6432-6601-53	NON FORNITO SCIOLTO * NON LIVRE SEPAREMENT NOT SUPPLIED SEPARATELY
----------------------------	-----------	-----------------------------------	--------------	--

PREDIS. POMPA OLEODINAM.
PREDIS. POMPE HYDRAUL.
HYDRAUL. PUMP ADAPTER

TAVOLA TABLE	F4
DATA DATE	4-81



1

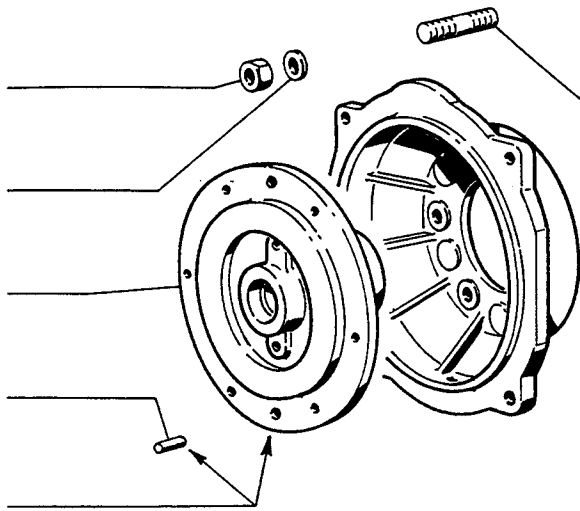
9-3240-29
Dado 6

9-7555-14
Rondella 6

6177-2050-21
Campana

9-8430-54
Spina 2

6177-2052-20
Campana compl.



9-6780-08
Prigioniero 6

6177-2031-19
Campana

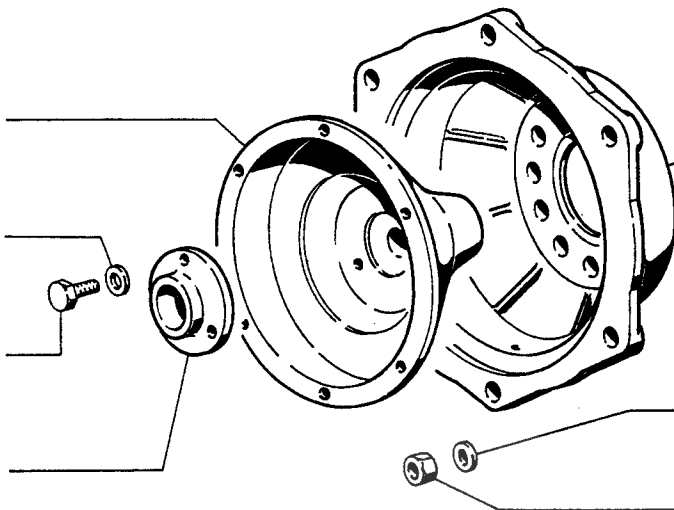
2

6177-2050-55
Campana

9-7565-04
Rondalla 3

9-1760-05
Bullone 3

6177-2600-10
Coperchietto



8006-2030-55
Campana

9-6780-08
Prigioniero 6

9-7565-07
Rondalla 6

9-3240-18
Dado 6

TIPO TYPE	K.	GR. COMPLET. COMPLET. SET	COSTRUTTORE CONSTRUCTEUR MANUFACTURER	MACCHINA MACHINE
1 A	228700 - 21457 21621	9995/89	BERTOLINI	MTC "BM 10" - MTC 315
	228930 - 216230 221030-223110-223120 225130-225140-223380		FERRARI	MTC 72 S MTC 72 T 72
	224750 - 205600 228770 - 228850		GOLDONI	MTC "Special 128" MTC "Special"
	228730-204860		P.G.S.	MTC 1500
	228600		RANDI	MTC 4000
	228650		9963-01	GOLDONI
2	B			

MOTORE MOTEUR ENGINE	SERIE 400	COMPLESSIVO GROUPE ASSEMBLY	NON FORNITO SCIOLTO * NON LIVRE SEPAREMENT NOT SUPPLIED SEPARATELY
FLANGIATURE BRIDES FLANGES		TAVOLA TABLE	F5
		DATA DATE	4-81



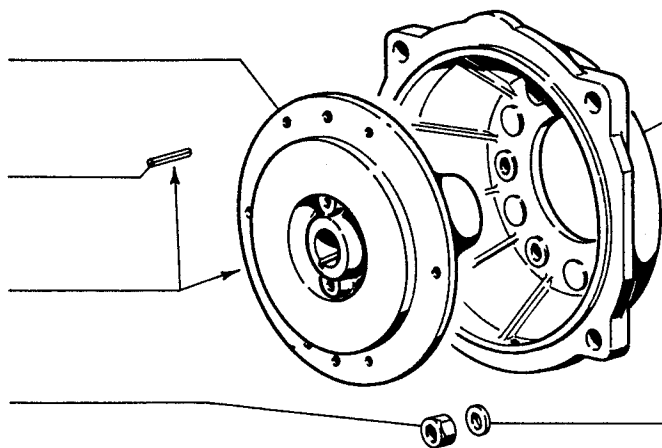
1

6177-2050-96
Campana

9-8430-54
Spina 2

6177-2052-43
Campana compl.

9-3240-29
Dado 6



6177-2031-19
Campana

9-6780-08
Prigioniero 6

9-7555-14
Rondella 6



2

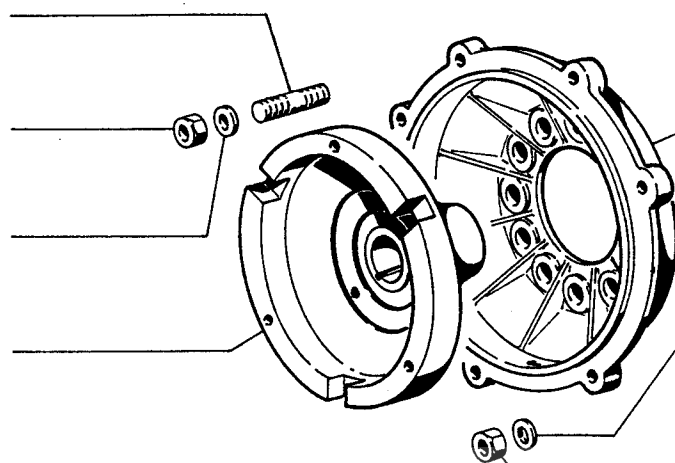
6 fori

9-6780-23
Prigioniero 7

9-3240-18
Dado 7

9-7555-07
Rondella 7

1004-2050-20
Campana



6177-2030-50
Campana

9-7555-14
Rondella 6

9-6780-08
Prigioniero 6

9-3240-29
Dado 6



	TIPO TYPE	K.	GR.COMPL. COMPL. SET	COSTRUTTORE CONSTRUCTEUR MANUFACTURER	MACCHINA MACHINE
1	A	224390 214560 216200 217090 225070	9998-108	BERTOLINI	MTC " 315 "
		228920		FERRARI	MTC " MC 72 S "
2	C	228690 228800 226990	9998-107	B.C.S.	MTF " 622 "

MOTORE
MOTEUR
ENGINE

SERIE 400

COMPLESSIVO
GROUPE
ASSEMBLY

NON FORNITO SCIOLTO
* NON LIVRE SEPARMENT
NOT SUPPLIED SEPARATELY

FLANGIATURE
BRIDES
FLANGES

TAVOLA
TABLE

F6

DATA
DATE

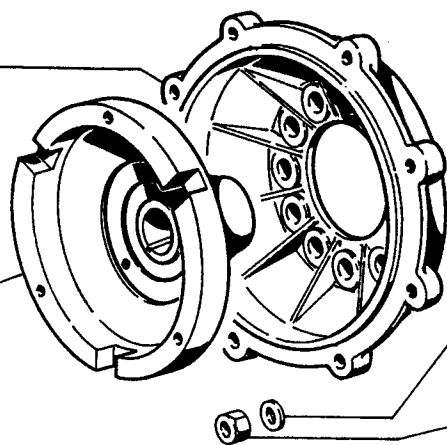
4-81



1

2032-51 7 fori
Campana

2050-20
Campana



9-7555-14
Rondella 6

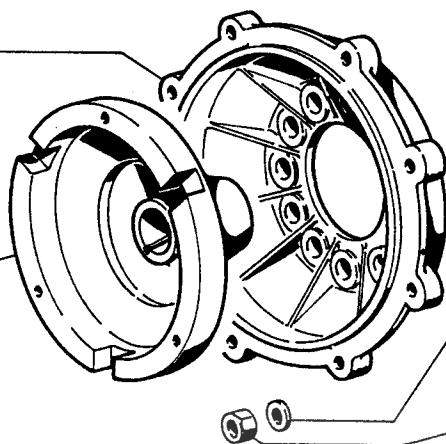
9-6780-08
Prigioniero 6

9-3240-29
Dado 6

2

2032-51 7 fori
Campana

6177-2051-31
Campana



9-7555-14
Rondella 6

9-6780-08
Prigioniero 6

9-3240-29
Dado 6

	TIPO TYPE	K.	GR. COMPL. COMPL. SET	COSTRUTTORE CONSTRUCTEUR MANUFACTURER	MACCHINA MACHINE
1	C	228680 - 225000 225020 - Senso rotazione sinistro. - Sens de rotation à gauche. Counterclockwise rotation	9998/106	B.C.S.	MTF "622"
2	C		9999/431	B.C.S.	MTF

MOTORE MOTEUR ENGINE	SERIE 400	COMPLESSIVO GROUPE ASSEMBLY	NON FORNITO SCIOLTO * NON LIVRE SEPARMENT NOT SUPPLIED SEPARATELY
FLANGIATURE BRIDES FLANGES	TAVOLA TABLE	F7	
	DATA DATE	4-81	



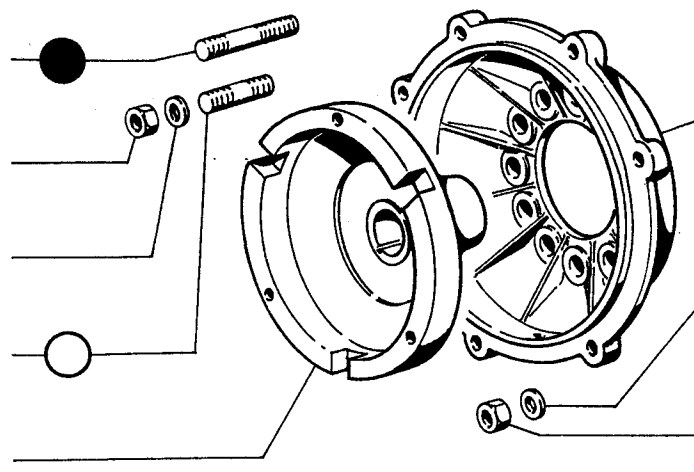
9-6780-23
Prigioniero 7

9-3240-18
Dado 7

9-7555-07
Rondella 7

9-6780-10
Prigioniero 7

6177-2051-31
Campana



1

6177-2030-50
Campana

9-7555-14
Rondella 6

9-6780-08
Prigioniero 6

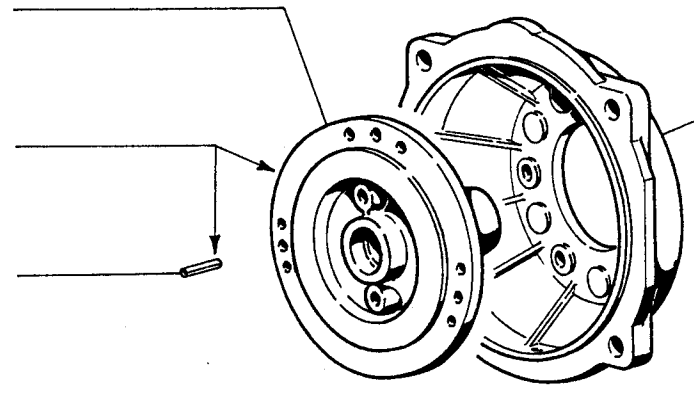
9-3240-29
Dado 6

6177-2050-86
Campana

6177-2052-21
Campana compl.

9-8430-14
Spina 3

9-3240-29
Dado 6



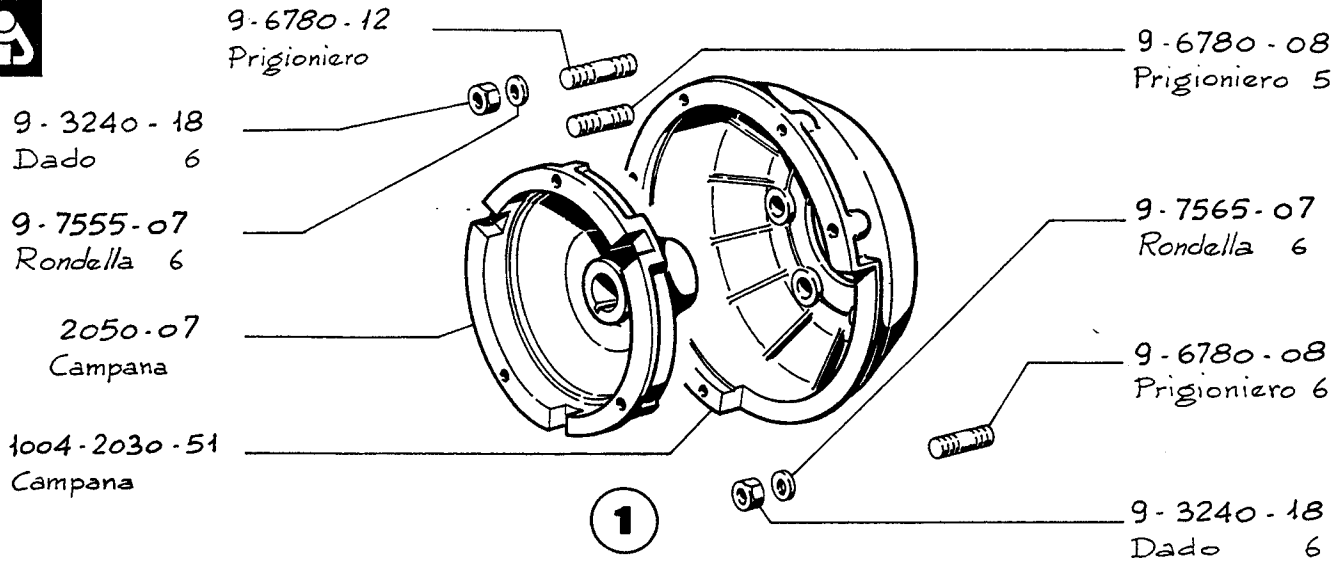
2

6177-2031-19
Campana

9-6780-08
Prigioniero 6

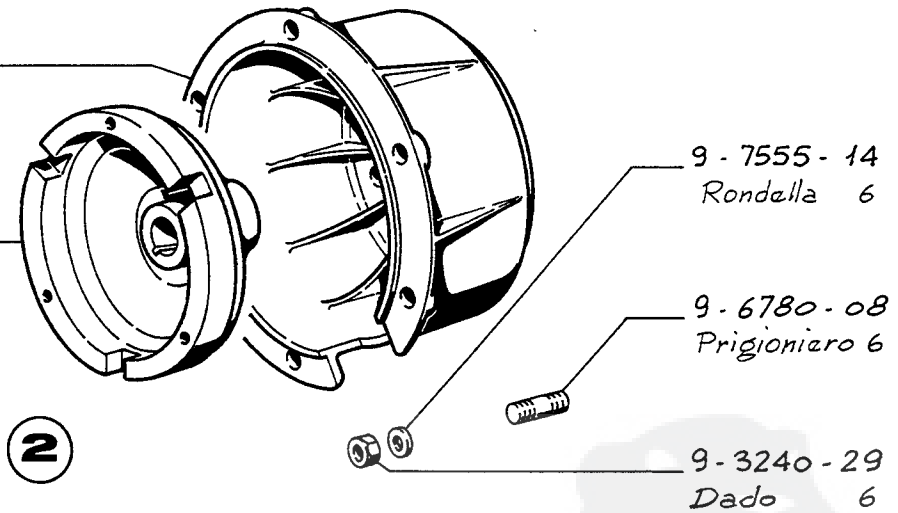
9-7555-14
Rondella 6

	TIPO TYPE	K.	GR.COMPL. COMPL. SET	COSTRUTTORE CONSTRUCTEUR MANUFACTURER	MACCHINA MACHINE	
①	C	228670 / 228880 228890 - 21200	9963/02	BERTOLINI	MTF "BRF 58 55" / MTF "124"	
		228810 - 228710 228940		BEDOCHI	MTF "OLIMPIA"	
		211380 - 21244		FERRARI	MTF	
		228720 - 228830 / 228960		SEP	MTF "MF63" / MTF	
①		228740 - 228840 228610	9998/100	NIBBI	MTF "FIGARO - C"	
②	D	228790 - 202860 - 22371 21583 / 22062 - 220630 22064 - 22173	9963/03	BERTOLINI	MTC "310 S" / TRATTORE 510	
		215960		PINZA / GRILLO	MTC	
MOTORE MOTEUR ENGINE		SERIE 400		COMPLESSIVO GROUPE ASSEMBLY	NON FORNITO SCIOLTO * NON LIVRE SEPARMENT NOT SUPPLIED SEPARATELY	
FLANGIATURE BRIDES FLANGES					TAVOLA TABLE	F8
					DATA DATE	4-81



2030-07
Campana

2050-11
Campana



	TIPO TYPE	K.	GR. COMPL. COMPL. SET	COSTRUTTORE CONSTRUCTEUR MANUFACTURER	MACCHINA MACHINE
1		228750 - 228860 20185 - 201860	—	B.C.S.	MTF "256" MTF "622"
2		228820 228630	—	BERTOLINI	MTF "BRF 58 55"

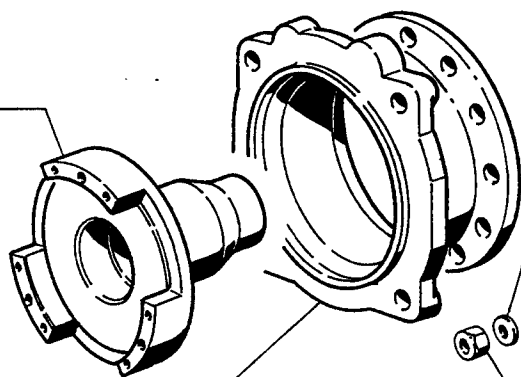
MOTORE MOTEUR ENGINE	SERIE 400	COMPLESSIVO GROUPE ASSEMBLY	NON FORNITO SCIOLTO * NON LIVRE SEPAREMENT NOT SUPPLIED SEPARATELY
FLANGIATURE BRIDES FLANGES		TAVOLA TABLE	F9
		DATA DATE	4-81



1

6177-2052-75
Campana

6177-2031-88
Campana



9-7565-07
Rondella 6

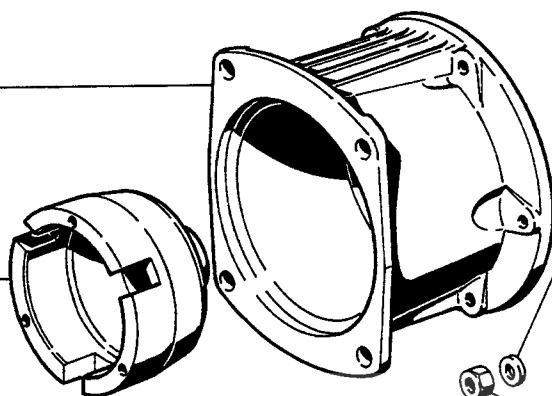
9-6780-08
Prigioniero 6

9-3240-18
Dado 6

2

1006-2031-41
Campana

1006-2051-53
Campana



9-7565-07
Rondella 6

9-6780-07
Prigioniero 6

9-3240-18
Dado 6

	K.	COSTRUTTORE CONSTRUCTEUR MANUFACTURER	MACCHINA MACHINE
1	21811 218120	BERTOLINI	MTC "300 S"
2	20249		MTC "3000"

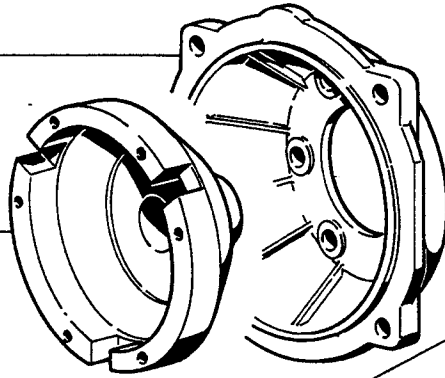
MOTORE MOTEUR ENGINE	SERIE 400	COMPLESSIVO GROUPE ASSEMBLY	NON FORNITO SCIOLTO * NON LIVRE SEPAREMENT NOT SUPPLIED SEPARATELY
FLANGIATURE BRIDES FLANGES		TAVOLA TABLE	F10
		DATA DATE	4-81



1

6177-2031-78
Campana

6177-2051-95
Campana



9-7555-14
Rondella 6

9-6780-08
Prigioniero 6

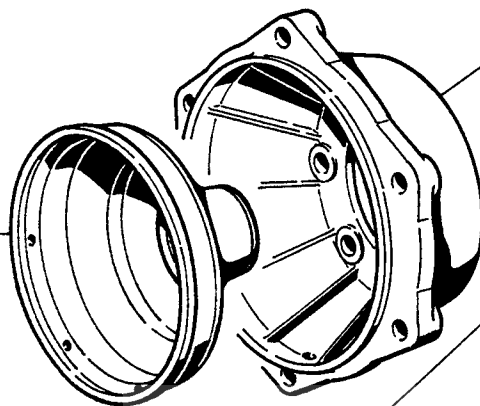
9-3240-29
Dado 6



2

1028-2051-78
Campana

9-3240-18
Dado 6



1028-2031-53
Campana

9-7565-07
Rondella 6

9-6780-08
Prigioniero 6

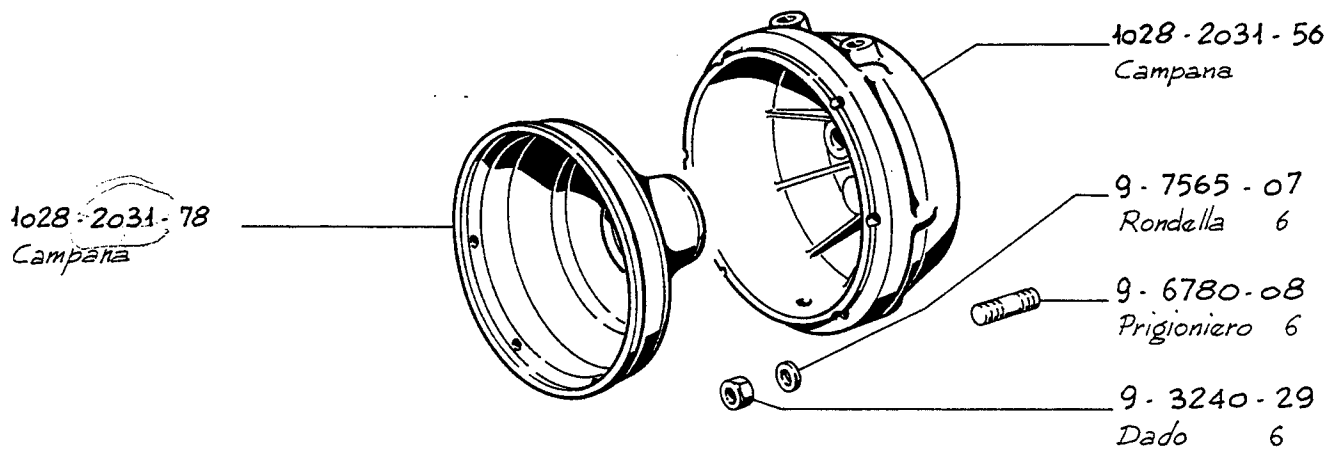


	K.	COSTRUTTORE CONSTRUCTEUR MANUFACTURER	MACCHINA MACHINE
1	224770 224780	HIBBI	MTC "q 519"
2	214710 214750	PASQUALI	MTC "930"


MOTORE MOTEUR ENGINE	SERIE 400	COMPLESSIVO GROUPE ASSEMBLY	NON FORNITO SCIOLTO * NON LIVRE SEPAREMENT NOT SUPPLIED SEPARATELY
FLANGIATURE BRIDES FLANGES.			TAVOLA TABLE
			F11
			DATA DATE
			4-81



1



2



K.	COSTRUTTORE CONSTRUCTEUR MANUFACTURER	MACCHINA MACHINE
228660 214680 214700 216480	PASQUALI	MTC 901 MTC 909 - 912 MTC 914 MTC BORIO
228870 228900		MTC

MOTORE MOTEUR ENGINE	SERIE 400	COMPLESSIVO GROUPE ASSEMBLY	NON FORNITO SCIOLTO * NON LIVRE SEPARMENT NOT SUPPLIED SEPARATELY
FLANGIATURE BRIDES FLANGES		TAVOLA TABLE	F12
		DATA DATE	4-81




6177-2052-23
Campana

9-8400-10
Spine 3

6177-2052-24
Campana compl.

6177-3206-40
Dado



1

6177-2031-88
Campana

9-7565-07
Rondella 6

9-6780-54
Prigioniero 6

9-3240-16
Dado 6

9-7555-07
Rondella 5

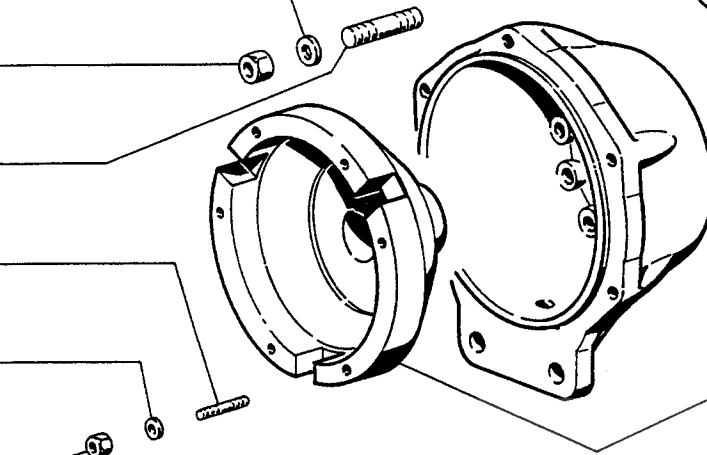
9-3240-18
Dado 5

9-6780-23
Prigioniero 5

9-6780-21
Prigioniero 6

9-7555-07
Rondella 6

9-3240-18
Dado 6



2

2030-76
Campana

6177-2051-95
Campana

	TIPO TYPE	K.	GR. COMPL. COMPL. SET	COSTRUTTORE CONSTRUCTEUR MANUFACTURER	MACCHINA MACHINE
1		21682	9973/39	BERTOLINI	MTC "305"
2		215140 214660 211560 223690 224760 432730	—	HIBBI	MTC "ARTIGLIO E"

MOTORE MOTEUR ENGINE	SERIE 400	COMPLESSIVO GROUPE ASSEMBLY	NON FORNITO SCIOLTO * NON LIVRE SEPAREMENT NOT SUPPLIED SEPARATELY
----------------------------	-----------	-----------------------------------	--

FLANGIATURE
BRIDES
FLANGES

TAVOLA
TABLE

F13

DATA
DATE

4-81



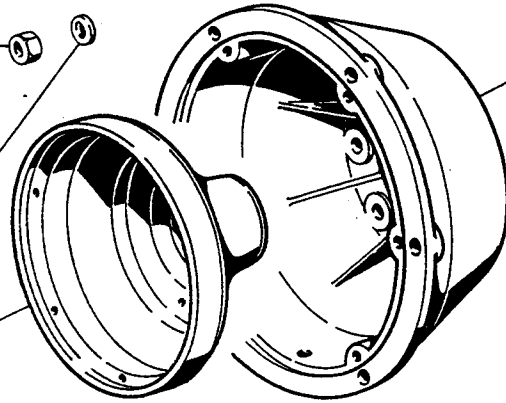
9-3240-29
Dado 6

9-7555-14
Rondella 6

6177-2050-09
Campana

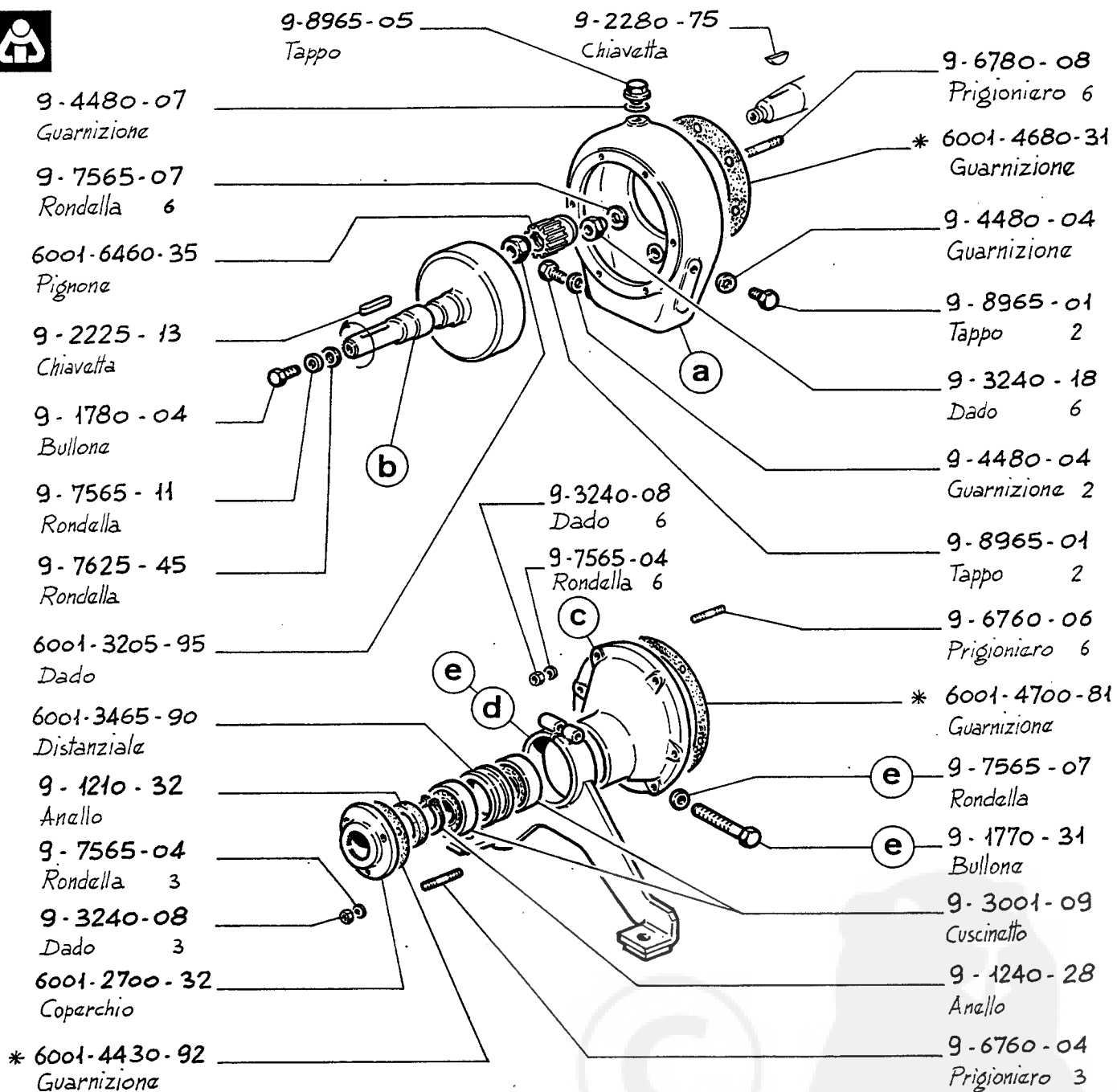
9-6780-08
Prigioniero 6

1028-2030-54
Campana



TIPO TYPE	K.	COSTRUTTORE CONSTRUCTEUR MANUFACTURER	MACCHINA MACHINE
	209200 209210	PASQUALI	MTC

MOTORE MOTEUR ENGINE	SERIE 400	COMPLESSIVO GROUPE ASSEMBLY	NON FORNITO SCIOLTO * NON LIVRE SEPAREMENT NOT SUPPLIED SEPARATELY
FLANGIATURE BRIDES FLANGES		TAVOLA TABLE	F14
		DATA DATE	4-81



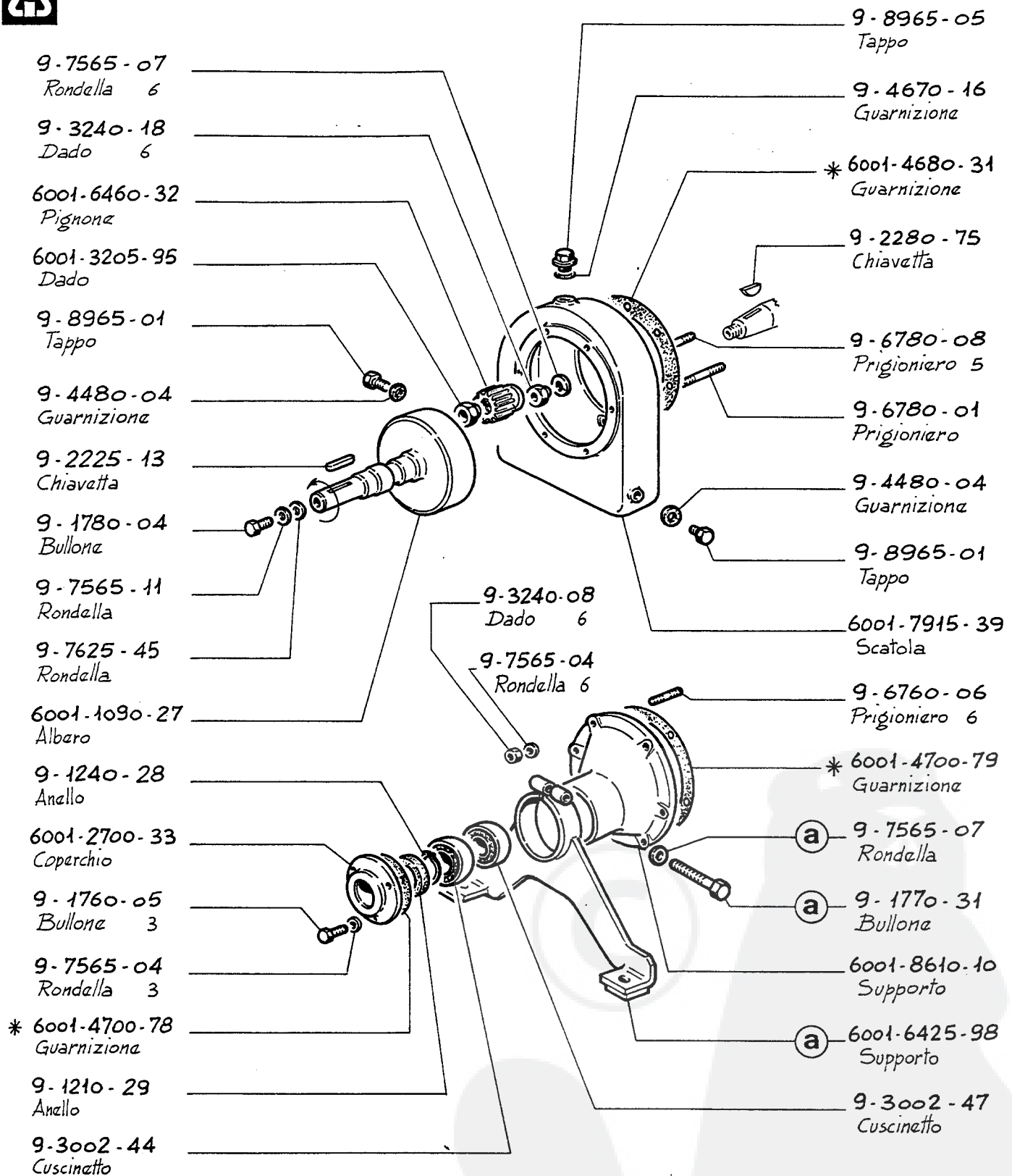
RAPP. RED. RATIO	COMPLESSIVO GROUPE ASSEMBLY	SCATOLA CARTER HOUSING (a)	ALBERO ARBRE SHAFT (b)	SUPPORTO SUPPORT (c)	SUPPORTO SUPPORT (d)
1:2	7410-74(K.9965-11)	6001-7915-61	6001-1090-28	6001-8610-06	6001-8855-20
1:3	7410-48(K.9965-59)	6001-7915-63	6001-1090-07	6001-8610-04	6001-8855-22

(e) - Solo per frizione - riduttore
 - Seulament pour embrayage - réducteur
 - For clutch - reduction gear only

- Rotazione uguale al motore (Antioraria)
 - Même rotation du moteur (Antihoraire)
 - Same rotation as engine (Counterclockwise)

MOTORE MOTEUR ENGINE	SERIE 400	COMPLESSIVO GROUPE ASSEMBLY	NON FORNITO SCIOLTO * NON LIVRE SEPARÈMENT NOT SUPPLIED SEPARATELY
----------------------	-----------	-----------------------------	--

RIDUTTORE "A" REDUCTEUR "A" REDUCTION GEAR "A"	TAVOLA TABLE G1
DATA DATE 4-81	



- Solo per frizione-riduttore
 (a) - Seulement pour embrayage-reducteur
 - For clutch-reduction gear only

- Rotazione uguale al motore (Antioraria)
 - Meme rotation du moteur (Antihoraire)
 - Same rotation as engine (Counterclockwise)

MOTORE MOTEUR ENGINE	SERIE 400	COMPLESSIVO GROUPE ASSEMBLY	7410 - 75	NON FORNITO SCIOLTO * NON LIVRE SEPARMENT NOT SUPPLIED SEPARATELY
RIDUTTORE "A" R. 1: 3,8 REDUCTEUR "A" R. 1: 3,8 REDUCTION GEAR "A" R. 1: 3,8			K. 9965-48	TAVOLA TABLE
				62
				DATA DATE
				4-81



8610 - 14
Supporto

9 - 6780 - 08
Prigioniero 5

9 - 7565 - 07
Rondella 5

9 - 3240 - 18
Dado 5

2710 - 38
Coparchio

9 - 7565 - 04
Rondella 4

9 - 1760 - 06
Bullona 4

9 - 1210 - 41
Anello

9 - 3240 - 18
Dado 3

9 - 7565 - 07
Rondella 3

9 - 6780 - 16
Prigioniero 3

* 4430 - 98
Guarnizione

6398 - 6426 - 19
Piede

9 - 1240 - 33
Anello

1185 - 26
Anello

9 - 2225 - 09
Chiavetta

6001 - 1090 - 43
Albero

9 - 3003 - 67
Cuscinetto

9050 - 13
Tappo

4480 - 07
Guarnizione

9 - 8965 - 01
Tappo 4

9 - 4670 - 13
Guarnizione 4

6001 - 7915 - 40
Scatola

9 - 6780 - 12
Prigioniero 5

9 - 7565 - 07
Rondella 5

9 - 3240 - 18
Dado 5

9 - 9731 - 28
Vite

4700 - 88 *
Guarnizione

9 - 3260 - 46
Dado

9 - 3004 - 04
Cuscinetto

6460 - 73
Pignone

9 - 2280 - 75
Chiavetta

3206 - 12
Dado

9 - 7625 - 54
Rondella

4980 - 29
Ingranaggio

- Rotazione uguale al motore (Antioraria)
- Môme rotation du moteur (Antihoraire)
- Same rotation as engine (Counterclockwise)

MOTORE MOTEUR ENGINE	SERIE 400	COMPLESSIVO GROUPE ASSEMBLY	7410 - 76	NON FORNITO SCIOLTO * NON LIVRE SEPAREMENT NOT SUPPLIED SEPARATELY
----------------------------	-----------	-----------------------------------	-----------	--

RIDUTTORE "A" R. 1: 6
REDUCTEUR "A" R. 1: 6
REDUCTION GEAR "A" R. 1: 6

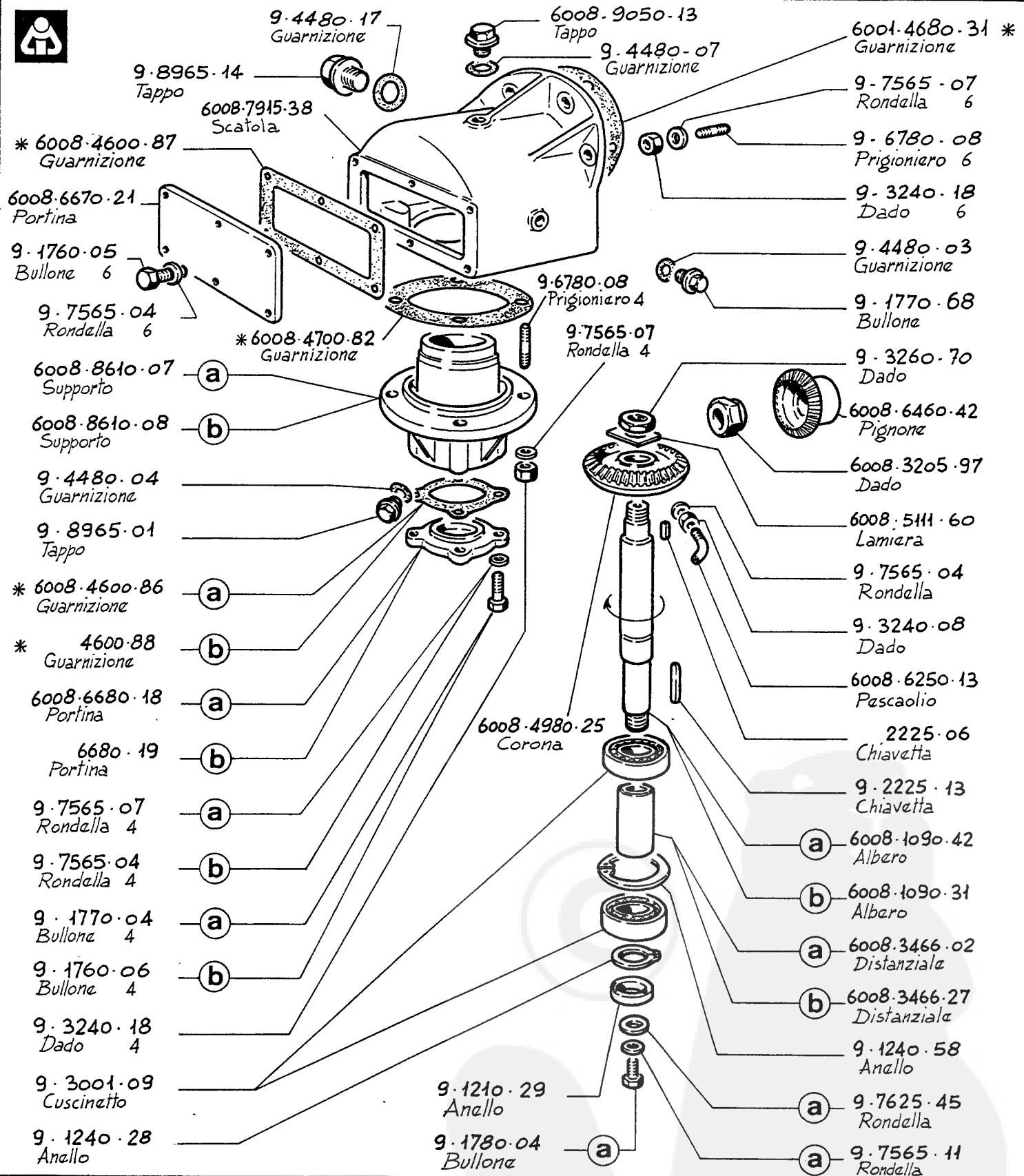
K. 9965 - 50

TAVOLA
TABLE

G3

DATA
DATE

4 - 81



(a) - Per riduttore tipo "Normale."
 - Pour réducteur type "Standard."
 - For reduction-gear "Standard type"
 (b) - Per riduttore tipo "Lungo."
 - Pour réducteur type "Long."
 - For reduction-gear "Long" type

MOTORE MOTEUR ENGINE	SERIE 400	COMPLESSIVO	(a) 7450-17	NON FORNITO SCIOLTO * NON LIVRE SEPARÉMENT NOT SUPPLIED SEPARATELY
		GRUPE ASSEMBLY	(b) 7450-18	
RIDUTTORE A SQUADRA "A" R. 1:2 REDUCTEUR A EQUERRE "A" R. 1:2 ANGLE REDUCTION GEAR "A" R. 1:2			(a) K. 9965-13	TAVOLA TABLE
			(b) K. 9966-92	G4
				DATA DATE
				4-81



9-4460-03
Guarnizione

9-8965-21
Tappo

9-3021-66
Cuscinetto

9-3240-18
Dado 6

9-7565-07
Rondella 6

9050-13
Tappo

9-4480-07
Guarnizione

9-6780-10
Prigioniero 6

6001-4680-31*
Guarnizione

6002-7915-37
Scatola

9-4480-03
Guarnizione

9-8965-21
Tappo

9-6780-08
Prigioniero 4

9-2225-07
Chiavetta

458-1055-19
Albero

9-2225-24
Chiavetta

458-6670-16
Portina

458-3205-96
Dado

458-5110-79
Lamiara

9-3004-30
Cuscinetto

9-1240-28
Anello

9-1760-03
Bullone 3

9-7565-04
Rondella 3

458-4600-81*
Guarnizione

9-1210-29
Anello

9-7565-07
Rondella 4

9-3240-18
Dado 4

9-1780-04
Bullone

9-7625-45
Rondella

9-7565-11
Rondella

9-6780-10
Prigioniero 2

6398-6426-36
Piede

	RAPP. RED. RATIO	COMPLESSIVI GROUPE ASSEMBLY	K	INGRANAGGIO ENGRENAGE GEAR	PIGNONE PIGNON PINION GEAR
Ⓐ	1 : 1,95	7430 - 38	9965-12	458-4980-20	458-6460-37
Ⓑ	1 : 2,93	7430 - 31	9966-36	458-4980-12	458-6460-27
	● <i>Solo per frizione-riduttore</i> <i>Seulement pour embrayage-réducteur</i> <i>For clutch-reduction gear only</i>		■ <i>Con frizione-riduttore n°2 pezzi</i> <i>Avec embrayage-réducteur n°2 pièces</i> <i>With clutch-reduction gear no.2 pieces</i>		_ <i>Rotazione contraria al motore (oraria)</i> <i>Rotation opposée au moteur (horaire)</i> <i>Opposite rotation as engine (clockwise)</i>
MOTORE MOTEUR ENGINE	SERIE 400		COMPLESSIVO GROUPE ASSEMBLY	NON FORNITO SCIOLTO * NON LIVRÉ SEPARÉMENT NOT SUPPLIED SEPARATELY	

RIDUTTORE "C"
REDUCTEUR "C"
REDUCTION GEAR "C"

TAVOLA TABLE

G5

DATA DATE

4-81



9050-13

Tappo

9-4480-06

Guarnizione

6670-19

Portina

* 6008-4700-82

Guarnizione

9-8965-17

Tappo

9-4480-18

Guarnizione

9-1770-68

Bullone

9-4480-03

Guarnizione

6008-8610-07

Supporto

9-8965-01

Tappo

9-4480-04

Guarnizione

* 6008-4600-86

Guarnizione

6008-6680-18

Portina

9-1210-29

Anello

9-1770-04

Bullone 4

9-7565-07

Rondella 4

9-7625-45

Rondella

9-7565-11

Rondella

9-1780-04

Bullone

9-3240-18

Dado 4

9-7565-07

Rondella 4

9-6780-08

Prigioniero 4

6008-4700-82 *

Guarnizione

9-6780-08

Prigioniero 4

9-7565-07

Rondella 4

9-3240-18

Dado 4

9-3260-28

Dado

9-3002-46

Cuscinetto

6008-1090-45

Albero

6001-4680-31 *

Guarnizione

9-3240-18

Dado 6

9-7565-07

Rondella 6

9-6780-08

Prigioniero 6

9-4480-18

Guarnizione

9-8965-17

Tappo

6008-7915-17

Scatola

9-7625-35

Rondella

9-3002-46

Cuscinetto

45-5110-09

Lamiera

9-6760-01

Prigioniero 3

9-7565-04

Rondella 3

9-3240-08

Dado 3

3397-04

Disco

6460-43

Pignone

3205-97

Dado

4980-26

Corona

6008-3466-04

Distanziale

9-2225-08

Chiavetta

9-2225-13

Chiavetta

MOTORE
MOTEUR
ENGINE

SERIE 400

COMPLESSIVO
GROUPE
ASSEMBLY

7450-19

NON FORNITO SCIOLTO
* NON LIVRE SEPARMENT
NOT SUPPLIED SEPARATELYRIDUTTORE A SQUADRA "C" R.1:2
REDUCTEUR A EQUERRE "C" R.1:2
ANGLE REDUCTION GEAR "C" R.1:2

K. 9965-51

TAVOLA
TABLE

G6

DATA
DATE

4-81



9.1780-04
Bullone

9.7565-11
Rondalla

9.7625-45
Rondalla

9.7565-07
Rondalla 4

9.1770-04
Bullone 4

9.1210-29
Anello

6008-6680-18
Portina

* 6008-4600-86
Guarnizione

9.4480-04
Guarnizione

6008-9050-19
Tappo

6008-8610-07
Supporto

9.4480-03
Guarnizione

9.1770-68
Bullone

9.4480-18
Guarnizione

9.8965-17
Tappo

* 6008-4700-82
Guarnizione

6670-19
Portina

9.4480-06
Rondalla

9.8965-05
Tappo

6008-1090-45
Albero

9.3260-28
Dado

9.3240-18
Dado 4

9.7565-07
Rondalla 4

9.6780-08
Prigioniero 4

6008-4700-82 *
Guarnizione

9.6780-08
Prigioniero 4

9.7565-07
Rondalla 4

9.3240-18
Dado 4

9.2225-13
Chiavetta

9.2225-08
Chiavetta

6008-3466-04
Distanziale

4980-26
Corona

9.3240-08
Dado 3

3205-97
Dado

6460-43
Pignone

3397-04
Disco

9.7565-07
Rondalla 3

9.6760-01
Prigioniero 3

45-5110-09
Lamiara

9.3002-46
Cuscinetto

9.7625-35
Rondalla

6008-7915-17
Scatola

9.8965-17
Tappo

9.4480-18
Guarnizione

9.6780-08
Prigioniero 6

9.7565-07
Rondalla 6

9.3240-18
Dado 6

6001-4680-31 *
Guarnizione

MOTORE
MOTEUR
ENGINE

SERIE 400

COMPLESSIVO
GROUPE
ASSEMBLY

6008-7450-20

NON FORNITO SCIOLTO
* NON LIVRE SEPARMENT
NOT SUPPLIED SEPARATELY

RIDUTTORE A SQUADRA "C" R.1:2
REDUCTEUR A EQUERRE "C" R.1:2
ANGLE REDUCTION GEAR "C" R.1:2

K.9984-88

TAVOLA
TABLE

G7

DATA
DATE

4-81



6531-2145-03
Cappuccio

6531-9600-64
Tubo

6193-3617-22
Fascetta


9-7565-07
Rondella

70-1770-68
Bullone

70-5085-10
Lamiera

* 6531-5150-53
Lamiera

9-1200-14
Anallo



a 70-9790-58
Vita

a 45-5110-02
Lamiera

a 260-9695-04
Valvola

a * 70-9050-11
Tappo

a 9-3240-04
Dado

a 6531-9050-37
b Tappo sfiato protetto

a 70-9050-12
Tappo sfiato

MOTORE
MOTEUR
ENGINE

SERIE 400

COMPLESSIVO
GROUPE
ASSEMBLY

NON FORNITO SCIOLTO
* NON LIVRE SEPARMENT
NOT SUPPLIED SEPARATELY

SFIATO PROTETTO
RENIFLARD PROTEGE
PROTECTED BREATHER

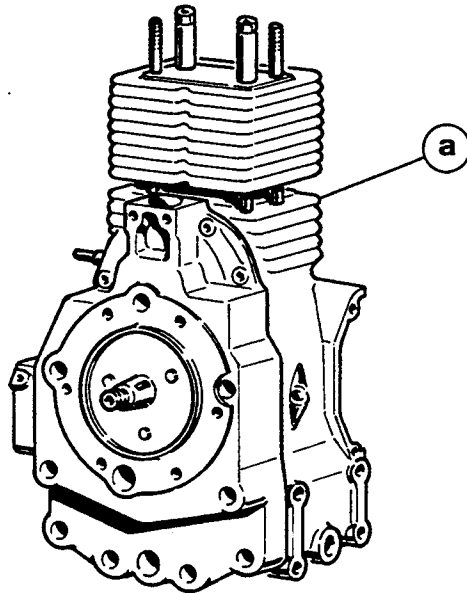
K. 9965-41

TAVOLA
TABLE

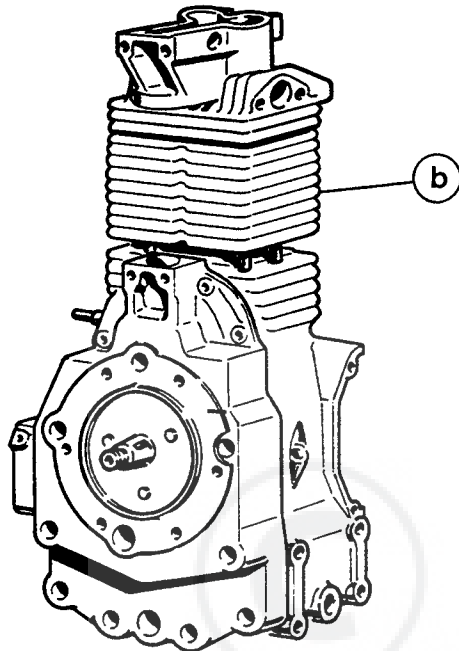
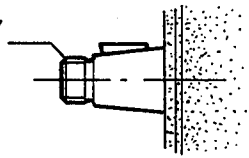
68

DATA
DATE

4-81



70-1050-27
Albero



Motore Moteur Engine	Ⓐ	Senza testa Sans culasse Without cyl. head	Ⓑ	Con testa Avec culasse With cyl. head
	400	70-1560-06		70-1560-05
	490	74-1560-03		74-1560-04

MOTORE MOTEUR ENGINE	SERIE 400	COMPLESSIVO GROUPE ASSEMBLY	NON FORNITO SCIOLTO * NON LIVRE SEPAREMENT NOT SUPPLIED SEPARATELY
BLOCCO MOTORE BLOC MOTEUR SHORT BLOCK			TAVOLA TABLE
			69
			DATA DATE
			4-81



70-8180-17

Serie completa
LA-LAL-LAP 400

74-8180-18

Serie completa
LA-LAP 490

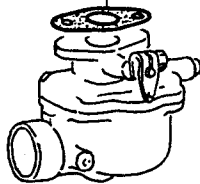
145-8180-43

Serie completa
LA 510

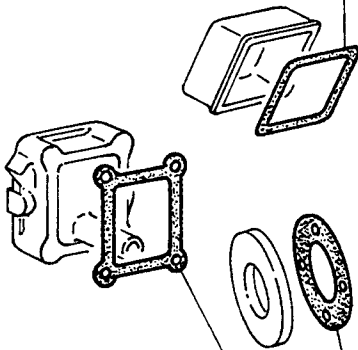
* 70-4470-08
Guarnizione



* 70-4470-07
Guarnizione

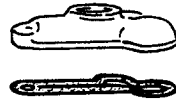


* 70-4430-89
Guarnizione




* 70-4680-01
Guarnizioni

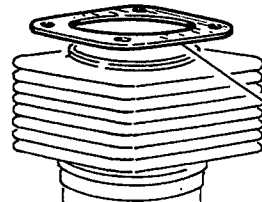
* 70-4430-90
Guarnizione



70-4400-06 *
Guarnizione



70-4500-60
Guarnizione



70-4730-08
Guarnizione
LA-LAL-LAP 400


74-4730-09
Guarnizione
LA-LAP 490; LA510



70-4410-20 *
Guarnizione

145-4410-33 *
Guarnizione LA510

70-4680-28 *
Guarnizione



255-4580-06 *
Guarnizione

MOTORE
MOTEUR
ENGINE

SERIE 400

COMPLESSIVO
GROUPE
ASSEMBLY

NON FORNITO SCIOLTO
* NON LIVRE SEPAREMENT
NOT SUPPLIED SEPARATELY

SERIE GUARNIZIONI
JEU DE JOINTS
GASKET SET

TAVOLA
TABLE

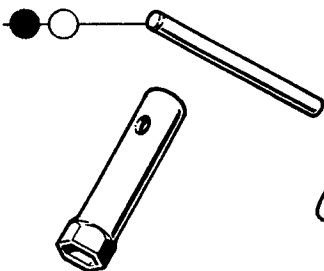
G10

DATA
DATE

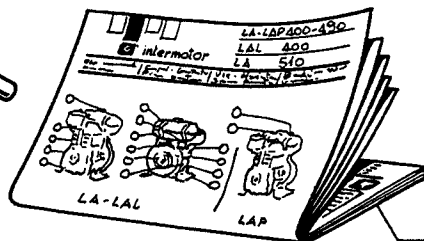
4-81



*70-8375-03
Spina

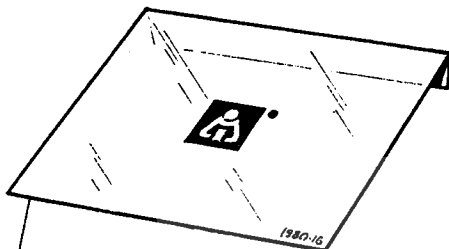


*70-2320-42
Chiava




70-5301-72
Libretto

*9-1980-16
Busta



500-4055-18
Funza con impugnatura.



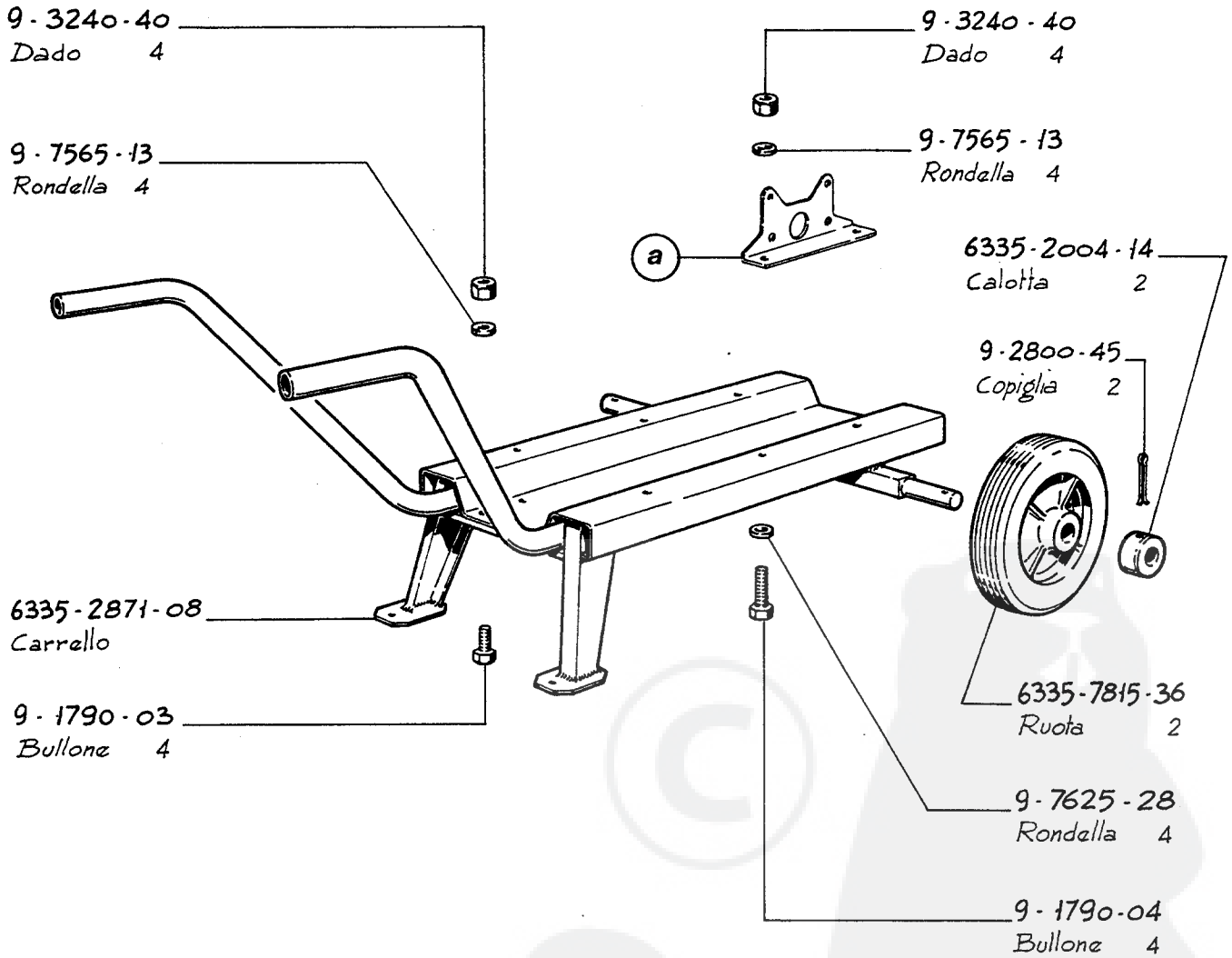
● 147-8140-71
Serie accessori compl.

○ 147-8140-72
Serie accessori compl.

● Per motore standard / Pour moteur standard / For standard engine.

○ Per motore con autoavvolgente / Pour moteur avec lanceur automatique / For engine with rewind starter.

MOTORE MOTEUR ENGINE	SERIE 400	COMPLESSIVO GROUPE ASSEMBLY	NON FORNITO SCIOLTO * NON LIVRE SEPAREMENT NOT SUPPLIED SEPARATELY
SERIE ACCESSORI JEU ACCESSOIRES ACCESSORY SET		TAVOLA TABLE	G11
		DATA DATE	4-81



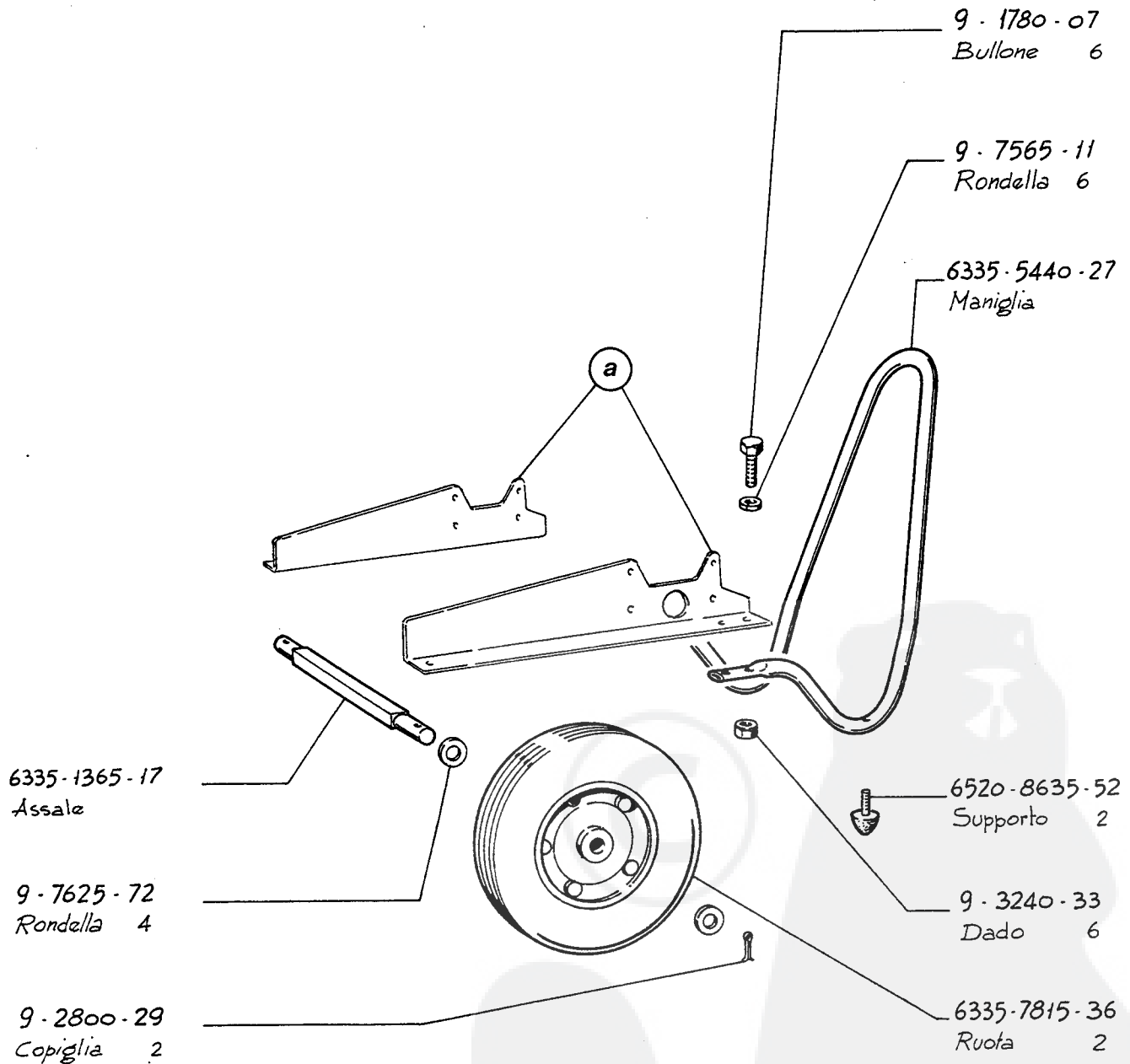
- Fino a
 - Jusqu'au : LA490 Matr. 198429
 - Below

a - Vedi tavola
 - Voir table
 - See table
 C 1

K. 9966-44

MOTORE MOTEUR ENGINE	SERIE 400	COMPLESSIVO GROUPE ASSEMBLY	NON FORNITO SCIOLTO * NON LIVRE SEPAREMENT NOT SUPPLIED SEPARATELY
----------------------------	-----------	-----------------------------------	--

CARRELLO MOTOPOMPA CHARIOT MOTOPOMPE MOTORPUMP TROLLEY	(ANTEMODIFICA) (AVANT LA MODIFICAT.) (PRIOR TO IMPROVEM.)	TAVOLA TABLE	G12
		DATA DATE	4-81



- A partire da : - A partir de : LA 490 Matr. 198430 - Starting from :	- Vedi tavola - Voir table - See table	a	C3	K. 9990 - 66
--	--	----------	----	--------------

MOTORE MOTEUR ENGINE	SERIE 400	COMPLESSIVO GROUPE ASSEMBLY	NON FORNITO SCIOLTO * NON LIVRE SEPAREMENT NOT SUPPLIED SEPARATELY
-------------------------------------	-----------	--	--

RUOTE E TIMONE MOTOPOM. ROUES ET TIMON MOTOPOM. PUMP. UNITS WHEELS AND BAR	(POSTMODIFICA) (APRES LA MODIFICAT.) (AFTER IMPROV.)	TAVOLA TABLE	G13
		DATA DATE	4 - 81

Motore Moteur Engine		Gruppo Groupe Set	Pompa Pompe Pump		
Tipo Type	Albero gomito Vilebrequin Crankshaft	Motto teleg. e K. Mot teleg. et K. Code N°	Matr. intermotor Ref. N° intermotor	Tipo Type	Costruttore Constructeur Manufacturer
400	70-1050-27	FACCIA 713420	6009-6582-44	EGRO	MELLINI & MARTIGNONI Via Circonvallaz. N° 22 42016 GUASTALLA (R.E.) Tel.(0522) 824217 824452 37.2.81
		● FALDA 713430			
		FANTE 713450	6009-6580-51	EMPOLI/184	
		● FASE 713460			
FESTA 703980		6009-6580-57	ESIO/145		
● FIERA 703990					
490		GABBIA 713470	6009-6582-86	FIESOLE/139	
		● GAIO 713650			
		GEMMA 713580	6009-6582-89	FIDENZA/193	
		● GENTE 713600			
GRU 703960		6009-6580-56	FOLAS/150		
● GLOBO 703970					
400	FANALE 713440	6009-6582-46	B2TRM/165		
490	● FARINA 713640				
	GAMBA 713560	6009-6582-45	B3TRM/160		
	● GANCIO 713660				
	GARA 713570	6009-6582-61	B2 $\frac{1}{2}$ TRM/165		
● GELO 713670					
GIOIELLO 713380	6009-6582-01	B3XR/A158			
● GIRO 713620					
400	FOSSO 713500	6009-6580-76	MECG40/2-10		
	● FRONDA 713590				
	FRIZZO 713510	6584-17	AP 40/120/5		
● FRUTTO 713360					
490	GUFO 713480	6584-18	AP 40/120/6		
	● GIRASOLE 713610				
400	FAUSTO 713400	6009-6582-47	03RAG/150		
490	● FIDO 713410				
	GHIACCIO 713390	6009-6582-51	03RA/150		
● GIOIA 713630					

- Alimentazione a petrolio.

● - Alimentation à pétrole.

- Kerosene fueling.

..Per i ricambi della pompa rivolgersi dirett. ai costruttori

..Pour les pieces de la pompe s'address. directm. aux construct.

..Apply directly to manufacturers for pump parts orders

MOTORE
MOTEUR
ENGINE

SERIE 400

COMPLESSIVO
GROUPE
ASSEMBLY

NON FORNITO SCIOLTO
* NON LIVRE SEPAREMENT
NOT SUPPLIED SEPARATELY

TAVOLA COSTRUTTORI POMPE
TABLE FOURNISSEUR POMPES
PUMP SUPPLIERS DIRECTORY

TAVOLA
TABLE

G14

DATA
DATE

4-81