



LDA 672 832 L27  
 LDA 673 833 L40  
 LDA 674 834 L54

**DIESEL**

CARATTERISTICHE  
 CARACTERISTIQUES  
 CHARACTERISTICS  
 TECHNISCHE DATEN  
 CARACTERISTICAS

4 TEMPI  
 INIEZIONE diretta sistema Bosch.  
 RAFFREDDAMENTO ad aria con soffiante assiale.  
 LUBRIFICAZIONE forzata con pompa ad ingranaggi. Refrigeratore olio (833/834 - L40 - L54).  
 AVVIAMENTO con motori-no elettrico.

4 TEMPS  
 INJECTION directe système Bosch.  
 REFROIDISSEMENT par air avec soufflerie axiale.  
 GRAISSAGE forcé avec pompe à engrenages. Refroidisseur d'huile (833/834 - L40 - L54).  
 DEMARRAGE par démarreur électrique.

4 STROKE  
 INJECTION: Bosch direct system.  
 AIR COOLING by axial blower.  
 LUBRICATION: gear pump forced. Oil cooler (833/834 - L40 - L54).  
 STARTING by electrical motor.

VIERTAKT  
 EINSPRITZUNG: direkt Bosch-Verfahren.  
 KÜHLUNG: luftgekühlt mit Axialgebläse.  
 SCHMIERUNG: Druckschmierung mittels Zahnradpumpe. Ölkühler (833/834 - L40 - L54).  
 ANLASSEN: mittels Anlassmotor.

4 TIEMPOS  
 INYECCION directa sistema Bosch.  
 REFRIGERACION por aire mediante ventilador axial.  
 LUBRIFICACION forzada con bomba de engranajes. Refrigerador de aceite (833/834 - L40 - L54).  
 ARRANQUE por motor electrico.

	CYLINDRES	CYLINDERS	ZILINDERZAHL	CILINDROS	LDA			832	833	834	
					672	673	674	L27	L40	L54	
CILINDRI					2	3	4	2	3	4	
ALESAGGIO	ALESAGE	BORE	BOHRUNG	DIAMETRO	mm.	95	95	95	100	100	100
CORSA	COURSE	STROKE	HUB	CARRERA	mm.	95	95	95	105	105	105
CILINDRATA	CYLINDREE	DISPLACEMENT	HUBRAUM	CILINDRADA	cm <sup>3</sup>	1346	2019	2692	1648	2472	3296

PRIMA DI AVVIARE leggere ed osservare le istruzioni. L'inosservanza provoca la decadenza della garanzia.

RODAGGIO Prime 50 ore: non superare 70% del carico normale

AVANT LE DEMARRAGE lire et suivre les instructions. La garantie n'est plus valable en cas d'observation.

RODAGE Premieres 50 heures: ne pas dépasser 70% charge normale

PRIOR TO STARTING read and follow instructions. Failure to do so will make warranty void.

RUN-IN First 50 hours: operate below 70% normal load

VOR DEM ANLASSEN Anleitungen lesen und befolgen. Bei Behandlungs- oder Wartungsfehlern erlischt die Garantie.

EINLAUFEN Erste 50 Stunden: nicht über 70% der Vollast belasten

ANTES DEL ARRANQUE leer y respetar las instrucciones. El incumplimiento provoca la anulación de la garantía.

RODAJE 50 primeras horas: no rebasar de 70% de la carga normal



42100 REGGIO EM. (Italia) - ☎ (0522) 38841 - 📠 LOMBARMOTOR - TELEX 53003

LOMBARDINI ENGINES, Inc.  
 LOMBARDINI FRANCE  
 LOMBARD MOTORS KENYA  
 LOMBARDINI MOTOREN  
 LOMBARDINI MOTORES  
 LOMBARDINI SINGAPORE

3401 Oak Cliff road B-2 Doraville, GA, 30340, USA  
 8, Rue Béquet - Rueil-Malmaison, France  
 Mombasa Rd. - Nairobi, Kenya  
 Genfer Str. 11 - 6 Frankfurt/Main 56, Deutschland  
 Zona Cova Solera - Rubi/Barcelona, España  
 3 Shenton way - Singapore 1, Singapore

276 - 5301 - 67


Mod. 1822.5/6 - 77

PRINTED IN ITALY


Released by Marketing Division




IDENTIFICAZIONE  
IDENTIFICATION  
IDENTIFICATION  
IDENTIFIZIERUNG  
IDENTIFICACION



LDA 672 - 832 - L27












LDA 673 - 833 - L40

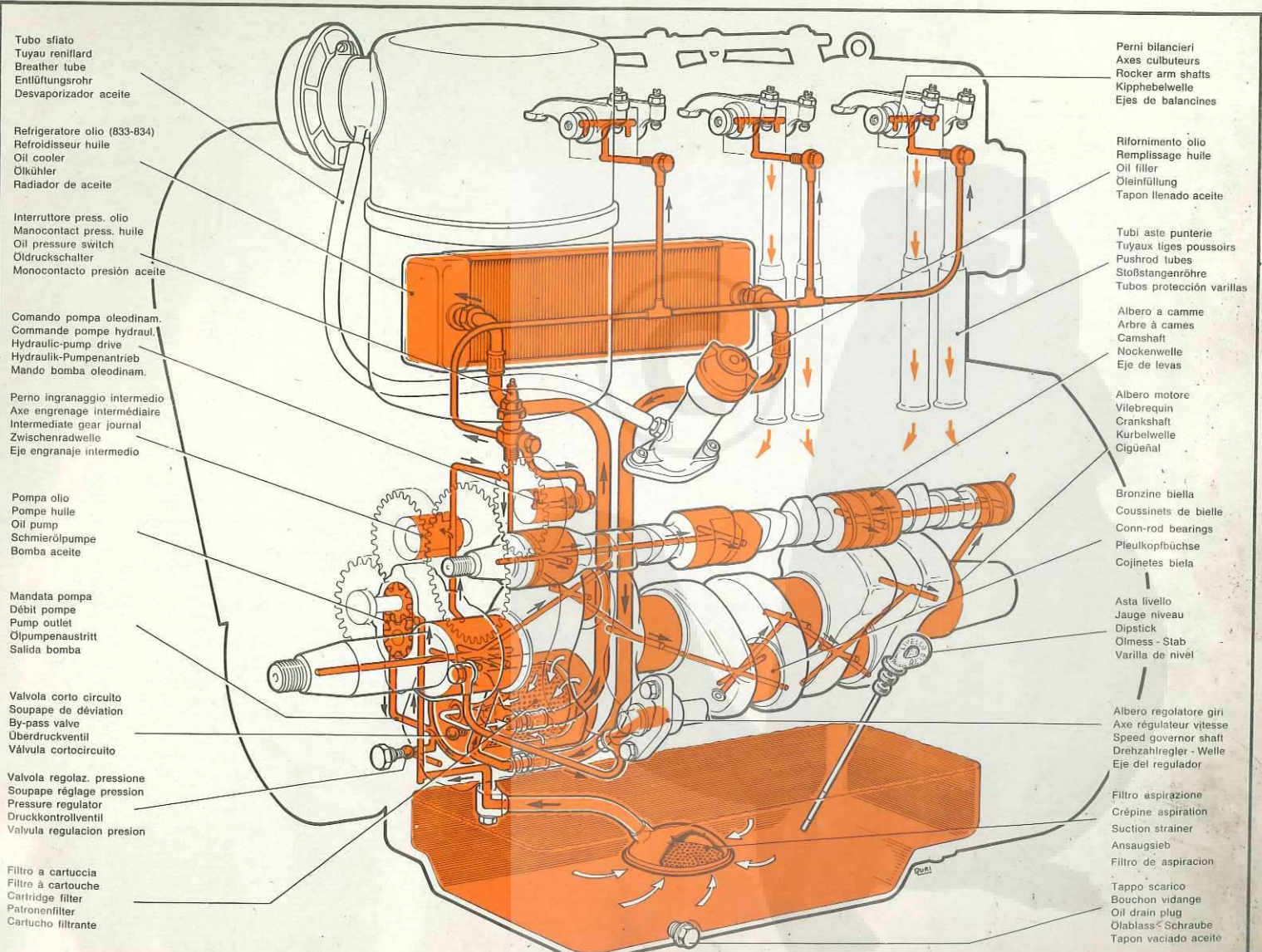


LDA 674 - 834 - L54





	REVISIONE	REVISION	OVERHAUL	ÜBERHOLUNG	REVISION	
	<b>3000</b>	PARZIALE	PARTIELLE	TOP	TEILWEISE	PARCIAL
<b>5000</b>	GENERALE	GENERALE	TOTAL	VOLLIGE	GENERAL	

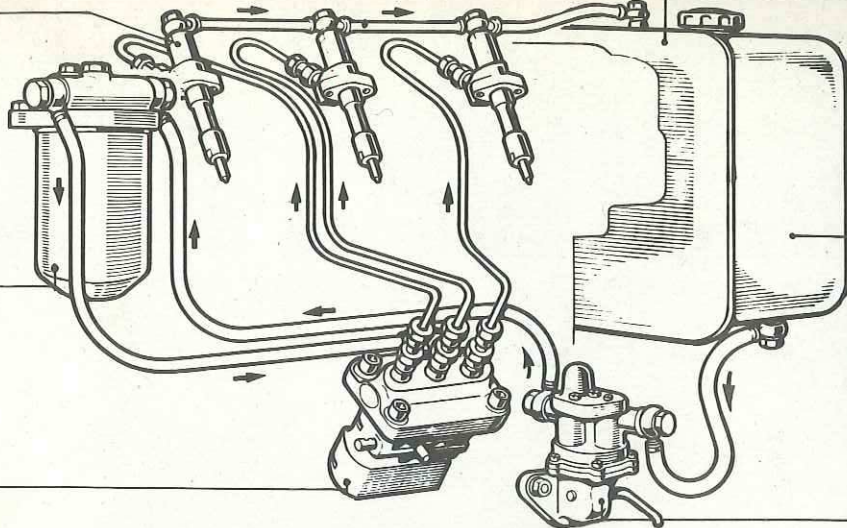




Iniettori  
Injecteurs  
Injectors  
Einspritzdüsen  
Inyectores

Filtro a cartuccia  
Filtre à cartouche  
Cartridge filter  
Patronenfilter  
Filtro de cartucho

Pompa iniezione  
Pompe d'injection  
Injection pump  
Einspritzpumpe  
Bomba inyeccion



Tubo rifiuto iniettori  
Tuyau rebut injecteurs  
Injector return line  
Leckölleitung  
Tubo retorno inyectores

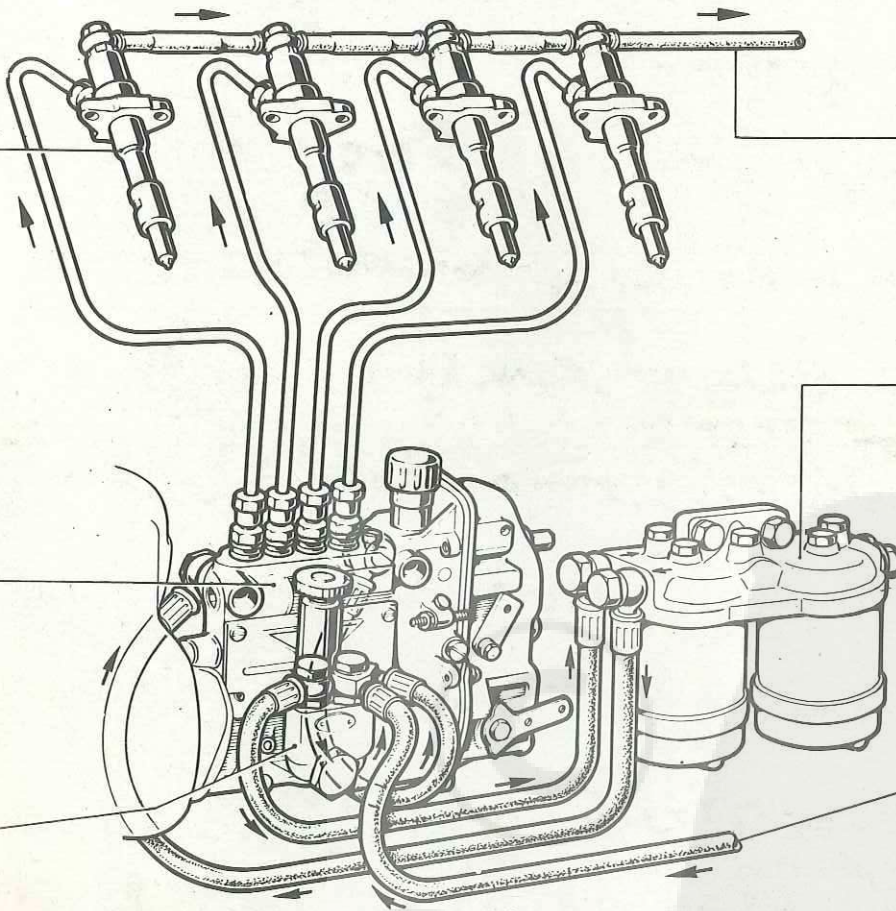
Serbatoio  
Réservoir  
Fuel tank  
Kraftstofftank  
Deposito

Pompa alimentazione  
Pompe d'alimentation  
Fuel feeding pump  
Kraftstoff-Förderpumpe  
Bomba alimentacion

Iniettori  
Injecteurs  
Injectors  
Einspritzdüsen  
Inyectores

Pompa iniezione  
Pompe d'injection  
Injection pump  
Einspritzpumpe  
Bomba inyeccion

Pompa alimentazione  
Pompe d'alimentation  
Fuel feeding pump  
Kraftstoff-Förderpumpe  
Bomba alimentacion



Tubo rifiuto iniettori  
Tuyau rebut injecteurs  
Injector return line  
Leckölleitung  
Tubo retorno inyectores

Filtro a cartuccia  
Filtre à cartouche  
Cartridge filter  
Patronenfilter  
Filtro de cartucho

Dal serbatoio  
Du réservoir  
From fuel tank  
Vom Kraftstofftank  
Del depósito

**IMPIANTO ELETTRICO**

Batteria non fornita. Fissare il regolatore su parete verticale, esente da vibrazioni, lontano dal calore. Se il motore ha supporti in gomma, collegare a massa.

PER NON SCARICARE LA BATTERIA O DANNEGGIARE L'IMPIANTO: IN MOTO, chiavetta su MARCIA (non staccare i cavi della batteria). DA FERMO, chiavetta su RIPOSO.

**INSTALLATION ELECTRIQUE**

La batterie n'est pas livrée. Monter le régulateur verticalement sur une paroi sans vibrations, loin de la chaleur. Si le moteur a des supports en caoutchouc, connecter à la masse.

POUR NE PAS DECHARGER LA BATTERIE OU ENDOMMAGER L'INSTALLATION: APRES LE DEMARRAGE, A PRES SUR MARCHE (ne déclancher jamais la batterie). A MOTEUR ARRÊTE, clef sur REPOS.

**ELECTRICAL SYSTEM**

Battery not supplied. Place regulator on a non vibrating vertical board far from heat. Ground rubber mounted engines.

TO PREVENT BATTERY DISCHARGING OR DAMAGES TO THE SYSTEM: ENGINE RUNNING, key-switch on RUNNING (never disconnect battery cables). ENGINE STOPPED, key-switch on STOP.

**ELEKTRISCHE ANLAGE**

Lieferung der Batterie nicht einbegriffen. Regler senkrecht in ausreichendem Abstand von Wärme and einer schwingungsfreien Stelle anbringen. Im Falle von Gummipuffern Massenschluss sichern.

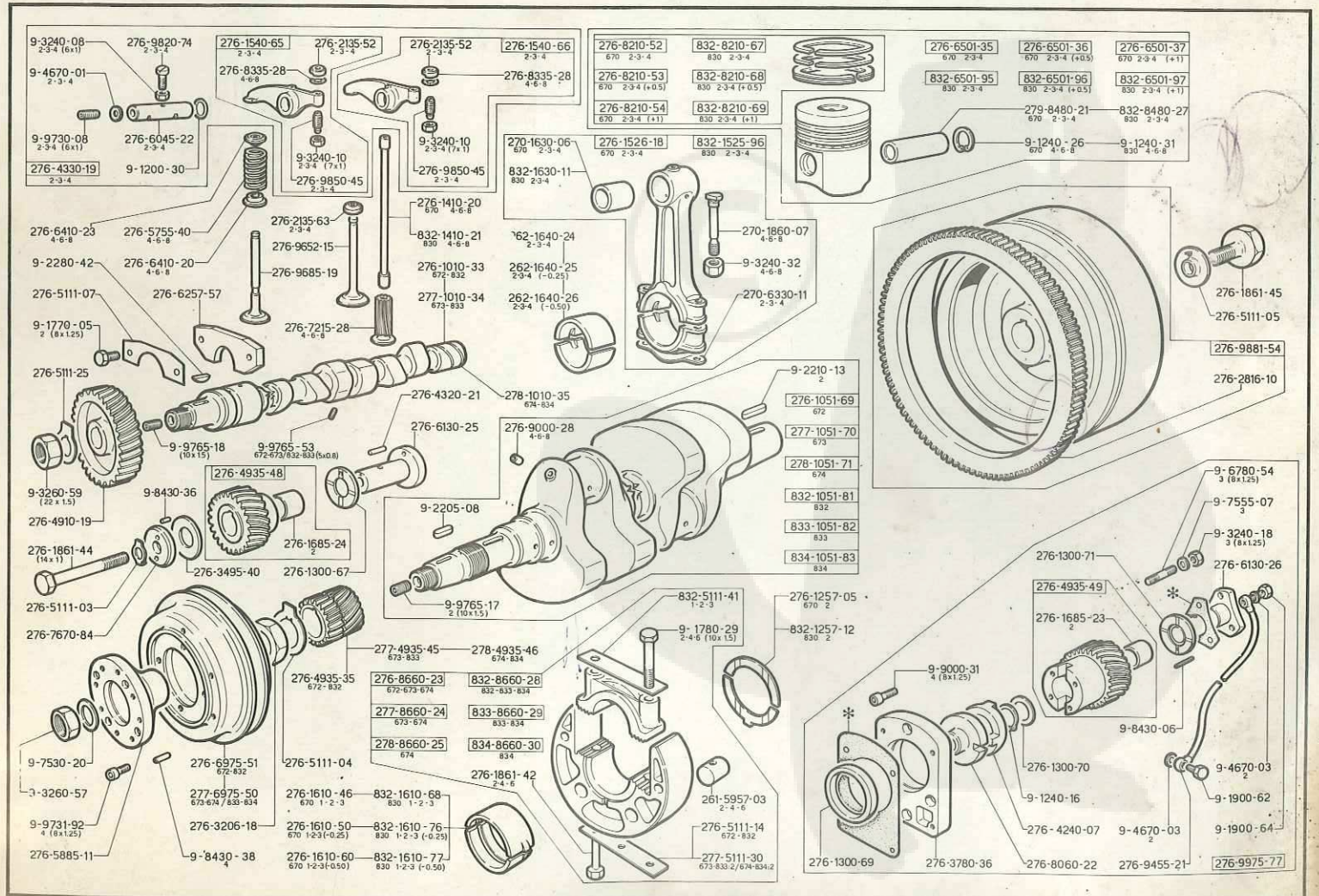
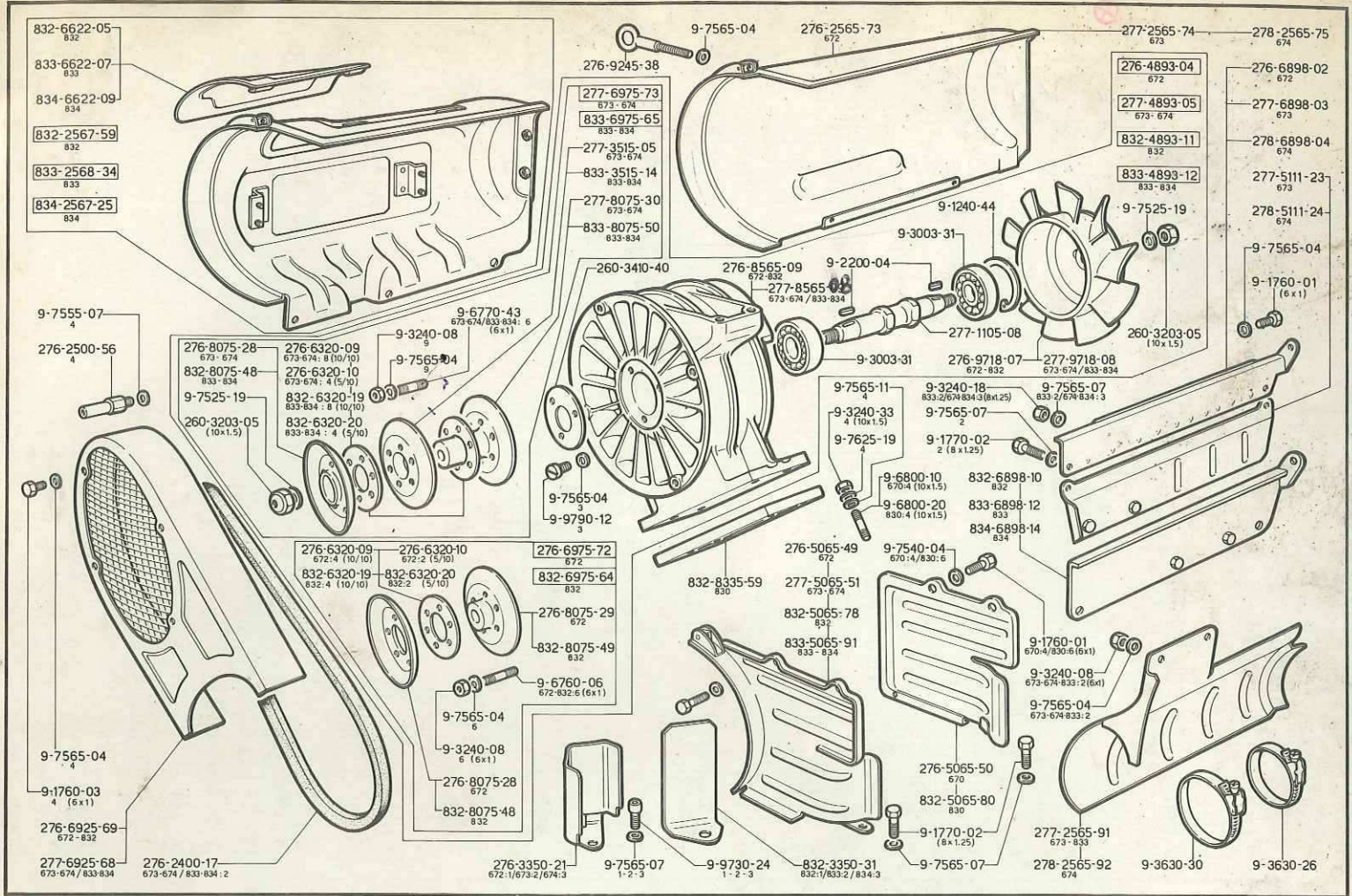
UM BATTERIE ENTLERUNG ODER BESCHÄDIGUNGEN DER ANLAGE ZU VERMEIDEN: NACH DEM ANLASSEN, Schlüssel auf LAUFEN (niemals Batteriekabel lösen). BEI STILLSTAND, Schlüssel auf NULLSTELLUNG.

**ARRANQUE ELECTRICO**

Sin incluir batería. Fijar el regulador en la pared vertical, evitando las vibraciones y alejando del calor. Si el motor va montado sobre soportes de goma efectuar una buena conexión a masa.

PARA NO DESCARGAR LA BATERIA O DETERIORAR LA INSTALACION: EN MARCHA, llave de contacto en posición de MARCHA (no desconectar el cable de la batería). MOTOR PARADO, llave en posición de REPOSO.

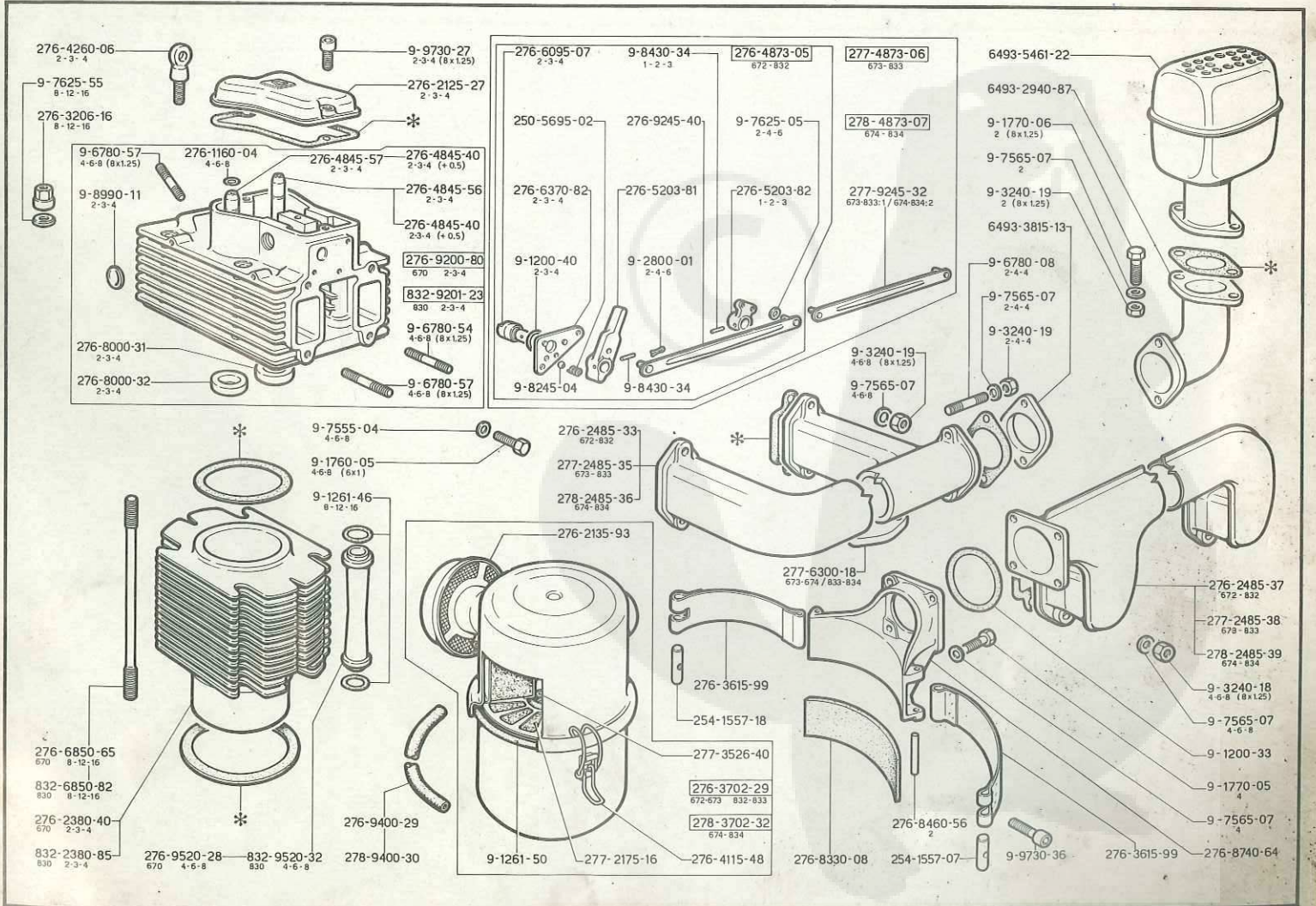
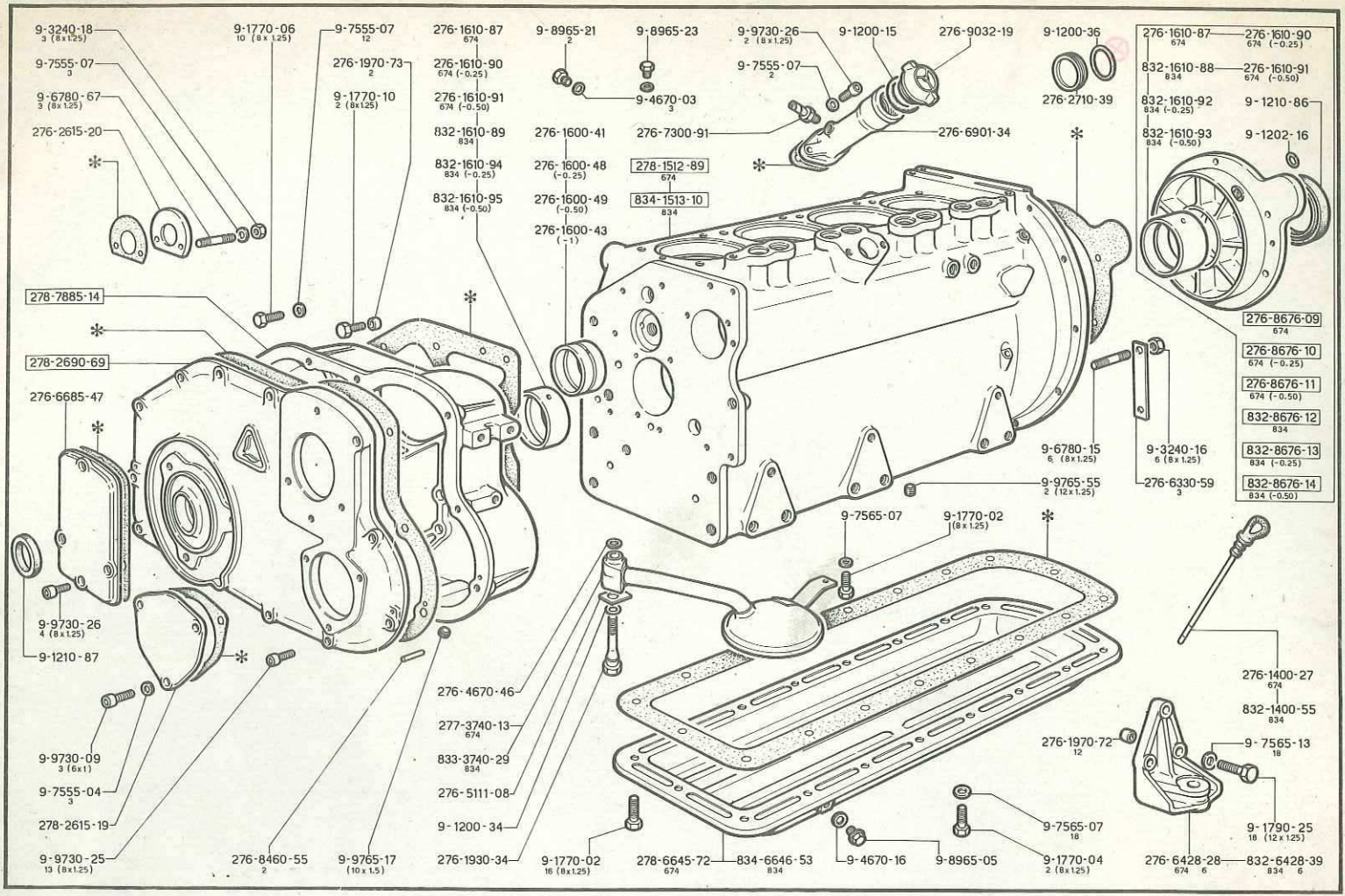




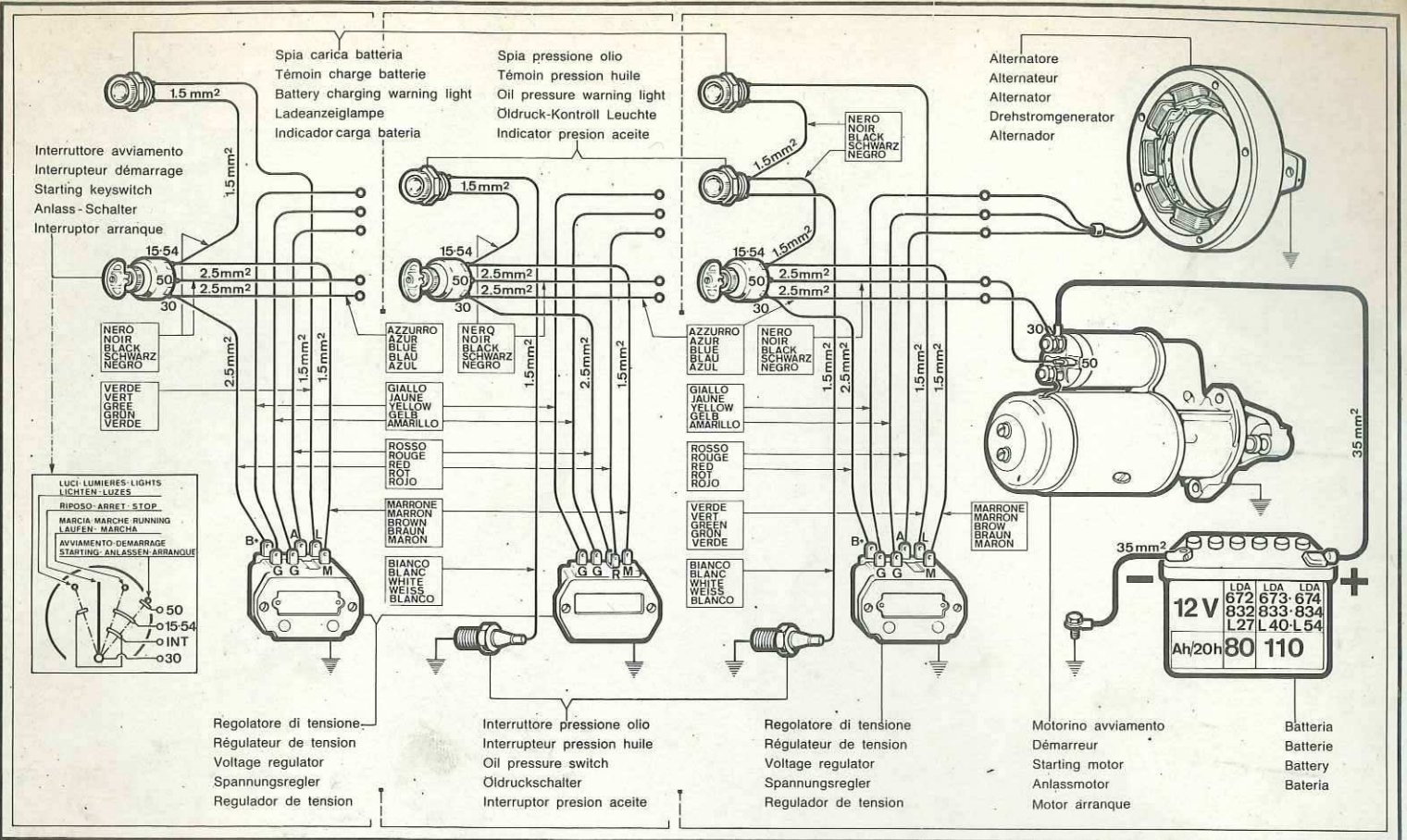






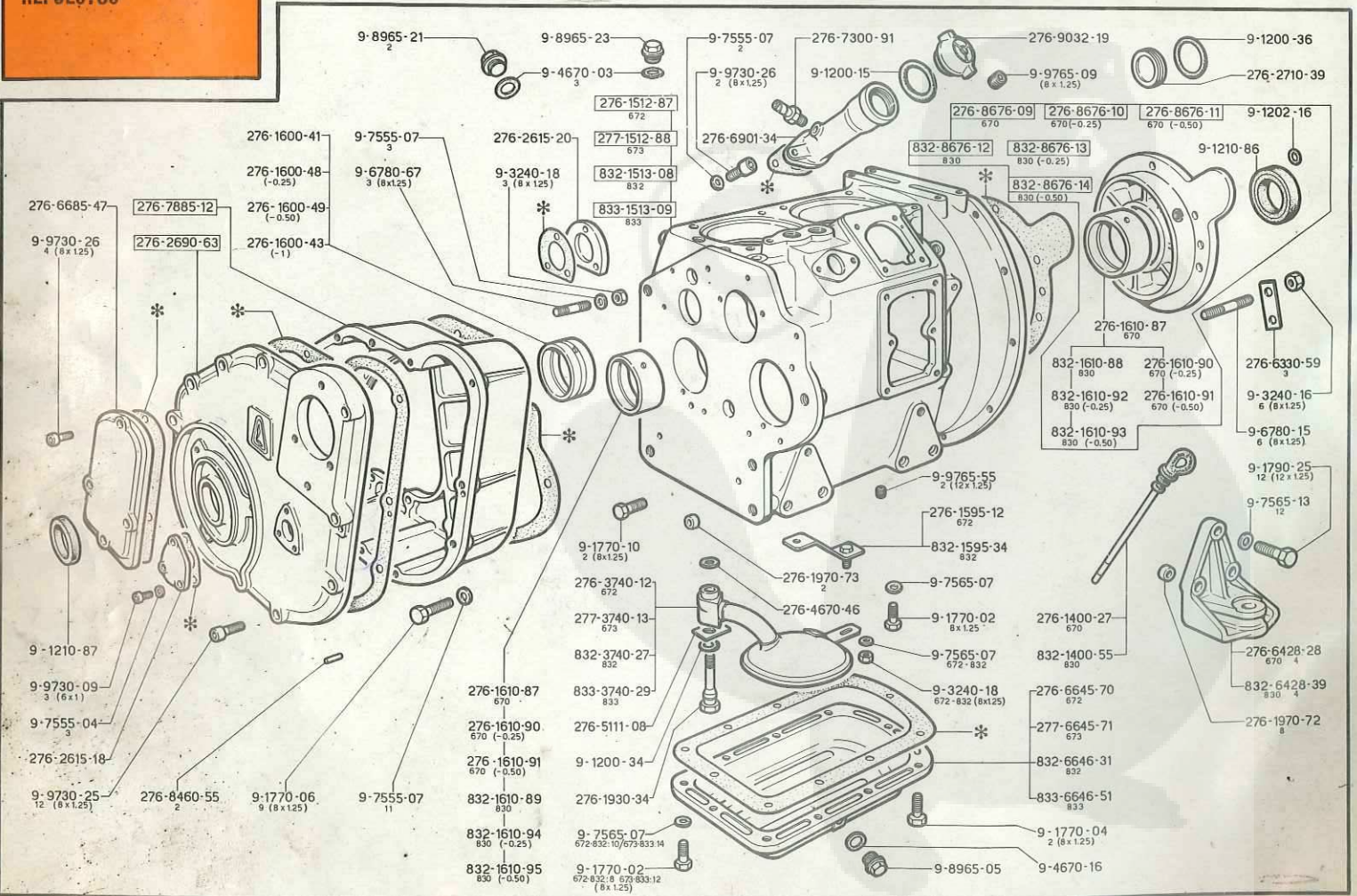




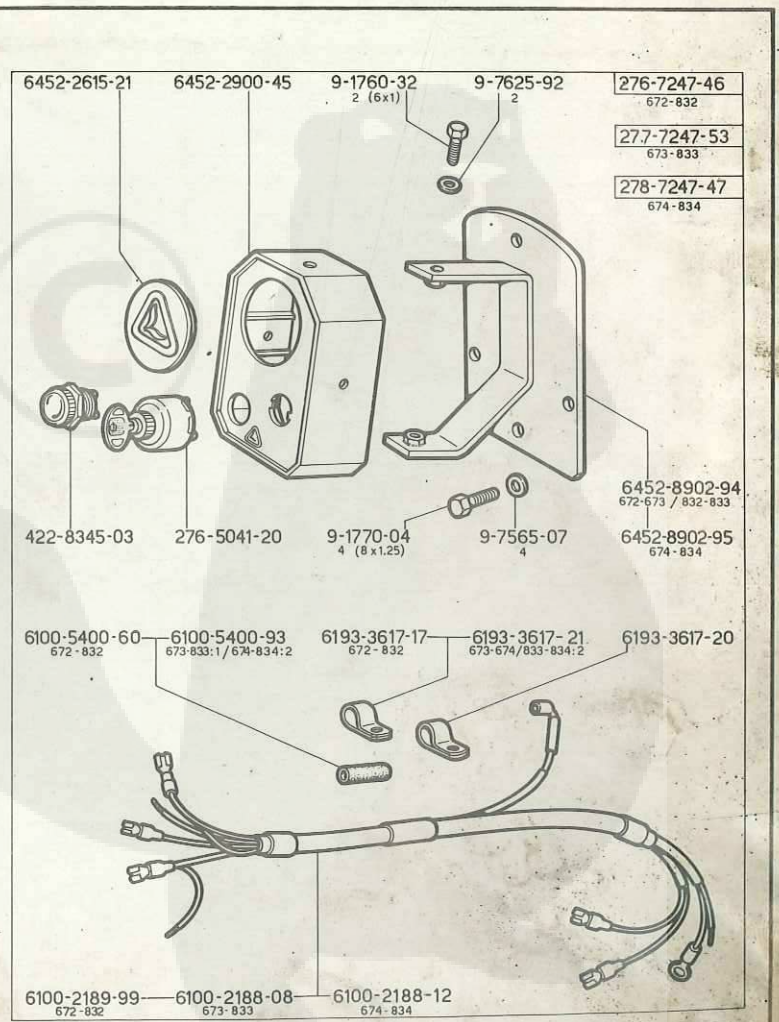
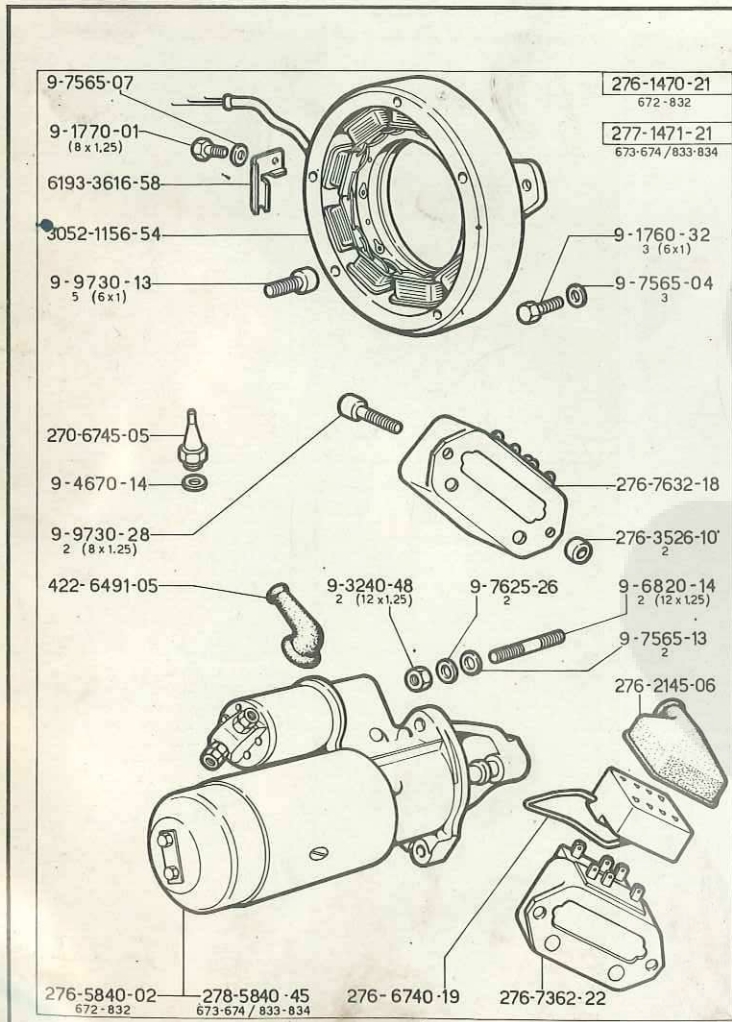
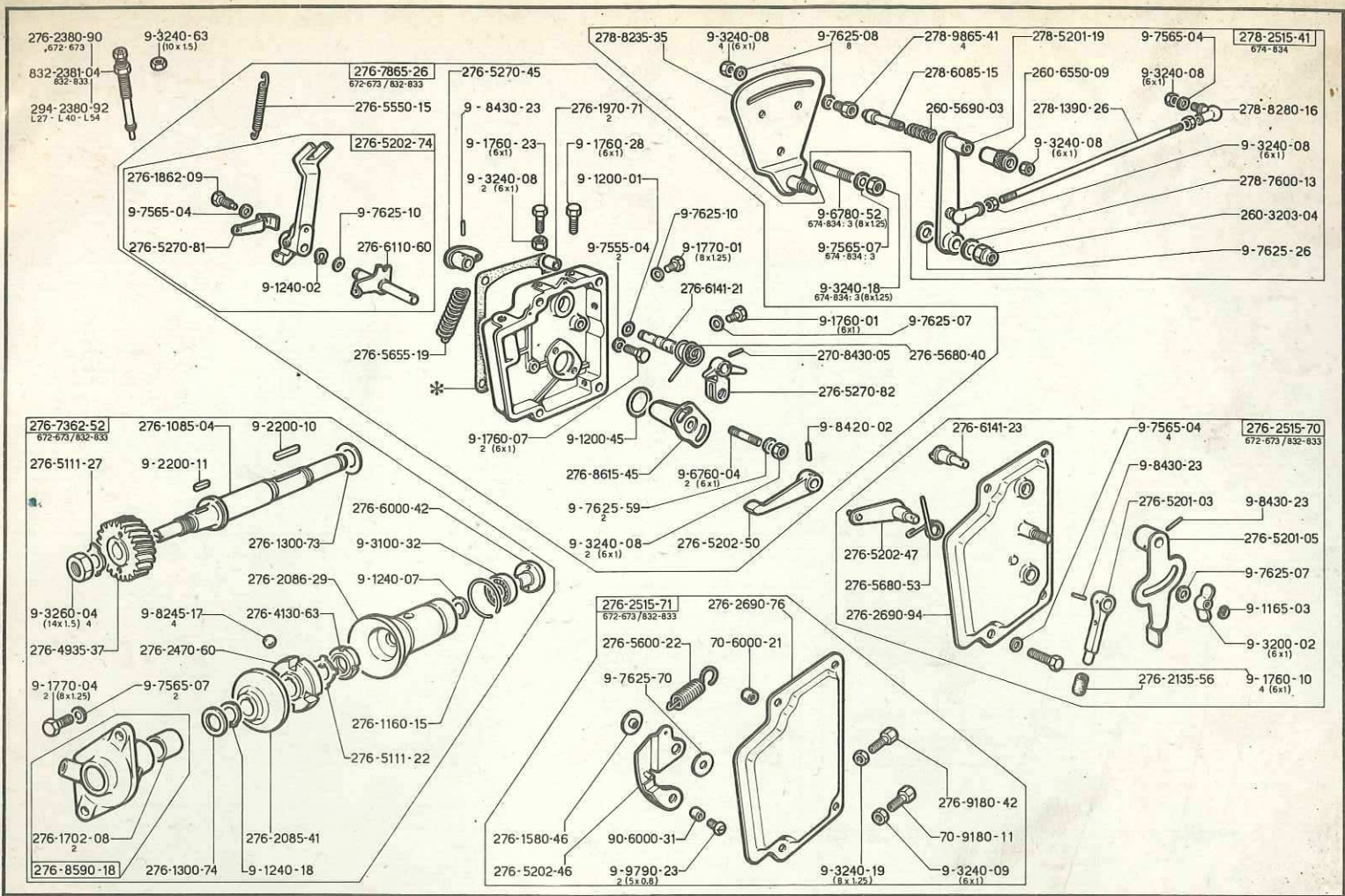


**RICAMBI**  
**PIECES**  
**SPARE PARTS**  
**ERSATZTEILE**  
**REPUESTOS**

*	<b>276-8180-28</b> <b>LDA 672</b>	<b>277-8180-29</b> <b>LDA 673</b>	<b>278-8180-30</b> <b>LDA 674</b>	<b>832-8180-40</b> <b>832 - L27</b>	<b>833-8180-44</b> <b>833 - L40</b>	<b>834-8180-49</b> <b>834 - L54</b>
	Serie guarnizioni		Jeu de joints	Gasket set	Dichtungssatz	Juego de juntas


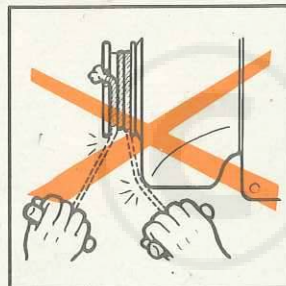
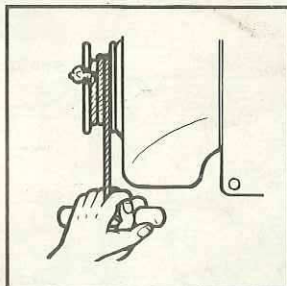
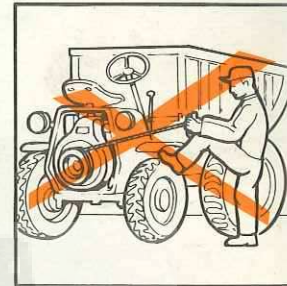

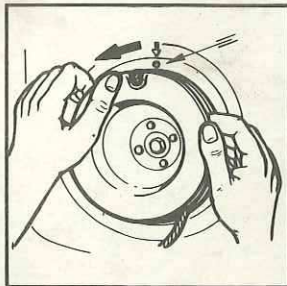
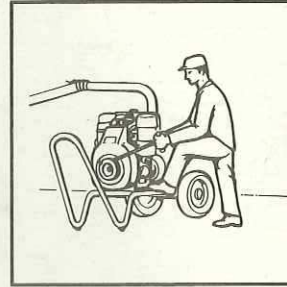
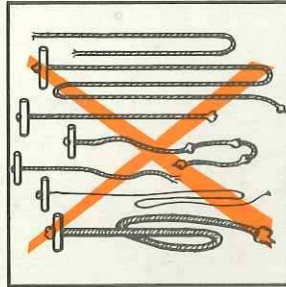
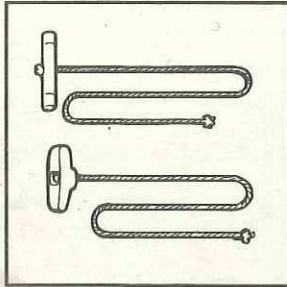
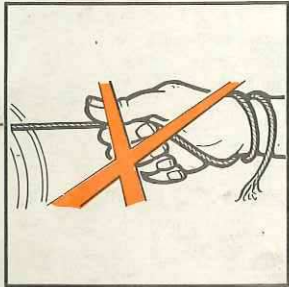
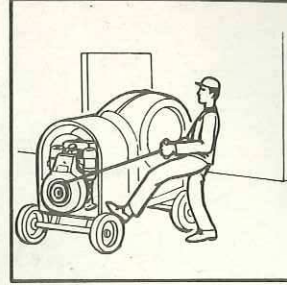
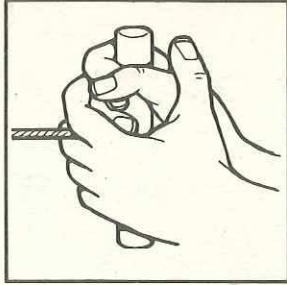








**NORME DI SICUREZZA**  
**NORMES DE SECURITE**  
**SAFETY RULES**  
**SICHERHEITSMASSNAHMEN**  
**NORMAS DE SEGURIDAD**



Per assistenza, riparazioni e ricambi, rivolgersi alle Stazioni di Servizio con la targa SERVICE come da elenco della busta accessori, o delle PAGINE GIALLE dell'«Elenco Telefonico alla voce «MOTORI»». Esse sono autorizzate ad intervenire, in garanzia e fuori, su tutti i motori LOMBARDINI, con personale addestrato, attrezzature speciali e ricambi originali.

Pour le service après vente, la réparation ou les pièces détachées, adressez-vous aux Agents avec l'enseigne SERVICE indiqués dans la liste de la pochette accessoires, et qui sont autorisés à intervenir sur tout moteur LOMBARDINI, en garantie et hors garantie, avec du personnel entraîné, des équipements spéciaux et des pièces détachées originales.

For service, repairs and spare parts contact Service Centers displaying the SERVICE sign. (See list inside your accessories envelope). They are authorized to repair all LOMBARDINI engines within and beyond the Warranty period, with trained mechanics, genuine parts and special tools.

Für Service, Reparaturen oder Ersatzteile wenden Sie sich an die Vertragswerkstätten mit dem Schild SERVICE (Siehe Verzeichnis der Zubehörtasche). Sie arbeiten mit Personal, das im Werk ausgebildet wurde, mit Spezialwerkzeug und Original-Ersatzteilen.

Para asistencia técnica, reparaciones y recambios dirigirse a las estaciones de servicio oficial con el distintivo «SERVICE» que se citan en la relación de la bolsa de accesorios. Ellas están autorizadas para actuar en garantía y incluso cuando esta ha caducado, en todos los motores LOMBARDINI, con personal especializado, herramientas especiales y recambios originales.

ORDINI RICAMBI indicare: Tipo del Motore (targhetta), Matricola (targhetta o basam.), Tipo e marca della macchina. Matricola del ricambio.

COMMANDES PIECES indiquer: Type du moteur (plaquette), Matricule (plaquette ou carter), Type et marque de la machine. Référence de la pièce.

PART ORDERS, specify: Engine type (on plate) Serial No. (plate or crankcase). Equipment type and Make Spare Part No.

E-TEIL BESTELLUNGEN, Folgendes angeben: Motortyp (auf dem Schild) Nummer (auf Schild oder Kurbelgehäuse) Maschinentyp und-marke Bestellnummer des Teiles.

PARA SOLICITAR RECAMBIOS indicar: Tipo del motor (en la placa), Numero del motor (en la placa y en la bancada), Modelo y marca de la máquina. Referencia del recambio.

Descrizioni e illustrazioni non impegnative.

Descriptions et illustrations peuvent être modifiées.

Descriptions and characteristics subject to modifications.

Änderungen vorbehalten.





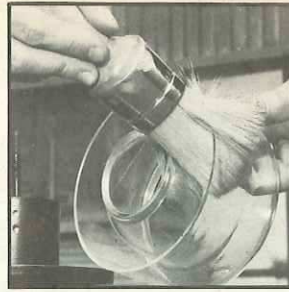

Instrucciones e ilustraciones pueden ser modificadas.















MANUTENZIONE  
ENTRETIEN  
MAINTENANCE  
WARTUNG  
MANTENIMIENTO



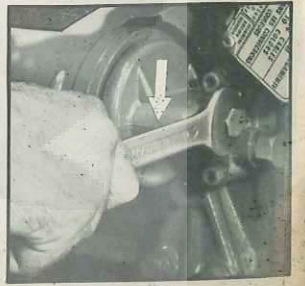





8



100




500






**USO  
EMPLOI  
USE  
BEDIENUNG  
UTILIZACION**





**PRIMA DELL'AVVIAMENTO  
AVANT LE DEMARRAGE  
BEFORE STARTING  
VOR DEM ANLASSEN  
ANTES DEL ARRANQUE**





°C °F  
 SAE 40 ——— 20 — 68  
 SAE 20W ——— 0 — 32  
 SAE 10W ———  
 (HD SERIES 3  
MIL - L - 2104 C)




- LDA 672 It. 4,5
- LDA 673 It. 6,5
- LDA 674 It. 7
- 832 It. 3,5
- L27 It. 5,5
- 833 It. 5,5
- L40 It. 5,5
- 834 It. 8
- L54 It. 8




**LDA 672  
LDA 673  
832  
833  
L27  
L40**




**LDA 674  
834  
L54**



**AVVIAMENTO  
DEMARRAGE  
STARTING  
ANLASSEN  
ARRANQUE**



**MARCIA  
MARCHÉ  
RUNNING  
LAUFEN  
MARCHA**



**ARRESTO  
ARRET  
STOPPING  
ABSTELLEN  
PARO**

