



LDA 672 832 L27
 LDA 673 833 L40
 LDA 674 834 L54

DIESEL

CARATTERISTICHE
 CARACTERISTIQUES
 CHARACTERISTICS
 TECHNISCHE DATEN
 CARACTERISTICAS

4 TEMPI

INIEZIONE diretta sistema Bosch.

RAFFREDDAMENTO ad aria con soffiante assiale.

LUBRIFICAZIONE forzata con pompa ad ingranaggi. Refrigeratore olio (833/834 - L40 - L54).

AVVIAMENTO con motori-no elettrico.

4 TEMPS

INJECTION directe système Bosch.

REFROIDISSEMENT par air avec soufflerie axiale.

GRAISSAGE forcé avec pompe à engrenages. Refroidisseur d'huile (833/834 - L40 - L54).

DEMARRAGE par démarreur électrique.

4 STROKE

INJECTION: Bosch direct system.

AIR COOLING by axial blower.

LUBRICATION: gear pump forced. Oil cooler (833/834 - L40 - L54).

STARTING by electrical motor.

VIERTAKT

EINSPRITZUNG: direkt Bosch-Verfahren.

KÜHLUNG: luftgekühlt mit Axialgebläse.

SCHMIERUNG: Druckschmierung mittels Zahnradpumpe. Ölkühler (833/834 - L40 - L54).

ANLASSEN: mittels Anlassmotor.

4 TIEMPOS

INYECCION directa sistema Bosch.

REFRIGERACION por aire mediante ventilador axial.

LUBRIFICACION forzada con bomba de engranajes. Refrigerador de aceite (833/834 - L40 - L54).

ARRANQUE por motor electrico.

	CYLINDRES	CYLINDERS	ZILINDERZAHL	CILINDROS	LDA			832	833	834	
					672	673	674	L27	L40	L54	
CILINDRI					2	3	4	2	3	4	
ALESAGGIO	ALESAGE	BORE	BOHRUNG	DIAMETRO	mm.	95	95	95	100	100	100
CORSA	COURSE	STROKE	HUB	CARRERA	mm.	95	95	95	105	105	105
CILINDRATA	CYLINDREE	DISPLACEMENT	HUBRAUM	CILINDRADA	cm ³	1346	2019	2692	1648	2472	3296

PRIMA DI AVVIARE leggere ed osservare le istruzioni. L'inosservanza provoca la decadenza della garanzia.

RODAGGIO Prime 50 ore: non superare 70% del carico normale

AVANT LE DEMARRAGE lire et suivre les instructions. La garantie n'est plus valable en cas d'observation.

RODAGE Premières 50 heures: ne pas dépasser 70% charge normale

PRIOR TO STARTING read and follow instructions. Failure to do so will make warranty void.

RUN-IN First 50 hours: operate below 70% normal load

VOR DEM ANLASSEN Anleitungen lesen und befolgen. Bei Behandlungs- oder Wartungsfehlern erlischt die Garantie.

EINLAUFEN Erste 50 Stunden: nicht über 70% der Vollast belasten

ANTES DEL ARRANQUE leer y respetar las instrucciones. El incumplimiento provoca la anulación de la garantía.

RODAJE 50 primeras horas: no rebasar de 70% de la carga normal



42100 REGGIO EM. (Italia) - ☎ (0522) 38841 - 📠 LOMBARMOTOR - TELEX 53003

LOMBARDINI ENGINES, Inc.
 LOMBARDINI FRANCE
 LOMBARD MOTORS KENYA
 LOMBARDINI MOTOREN
 LOMBARDINI MOTORES
 LOMBARDINI SINGAPORE

3401 Oak Cliff road B-2 Doraville, GA, 30340, USA
 8, Rue Béquet - Rueil-Malmaison, France
 Mombasa Rd. - Nairobi, Kenya
 Genfer Str. 11 - 6 Frankfurt/Main 56, Deutschland
 Zona Cova Solera - Rubi/Barcelona, España
 3 Shenton way - Singapore 1, Singapore


276 - 5301 - 67

Mod. 1822.5/6 - 77


PRINTED IN ITALY

Released by Marketing Division


IDENTIFICAZIONE
IDENTIFICATION
IDENTIFICATION
IDENTIFIZIERUNG
IDENTIFICACION










LDA 672 - 832 - L27




LDA 673 - 833 - L40



LDA 674 - 834 - L54



	REVISIONE	REVISION	OVERHAUL	ÜBERHOLUNG	REVISION
					
3000	PARZIALE	PARTIELLE	TOP	TEILWEISE	PARCIAL
5000	GENERALE	GENERALE	TOTAL	VOLLIGE	GENERAL

Tubo sfiato
Tuyau reniflard
Breather tube
Entlüftungsrohr
Desvaporizador aceite

Refrigeratore olio (833-834)
Refridisseur huile
Oil cooler
Ölkühler
Radiador de aceite

Interruttore press. olio
Manocontact press. huile
Oil pressure switch
Öldruckschalter
Monocontacto presión aceite

Comando pompa oleodinam.
Commande pompe hydraul.
Hydraulic-pump drive
Hydraulik-Pumpenantrieb
Mando bomba oleodinam.

Perno ingranaggio intermedio
Axe engrénage intermédiaire
Intermediate gear journal
Zwischenradwelle
Eje engranaje intermedio

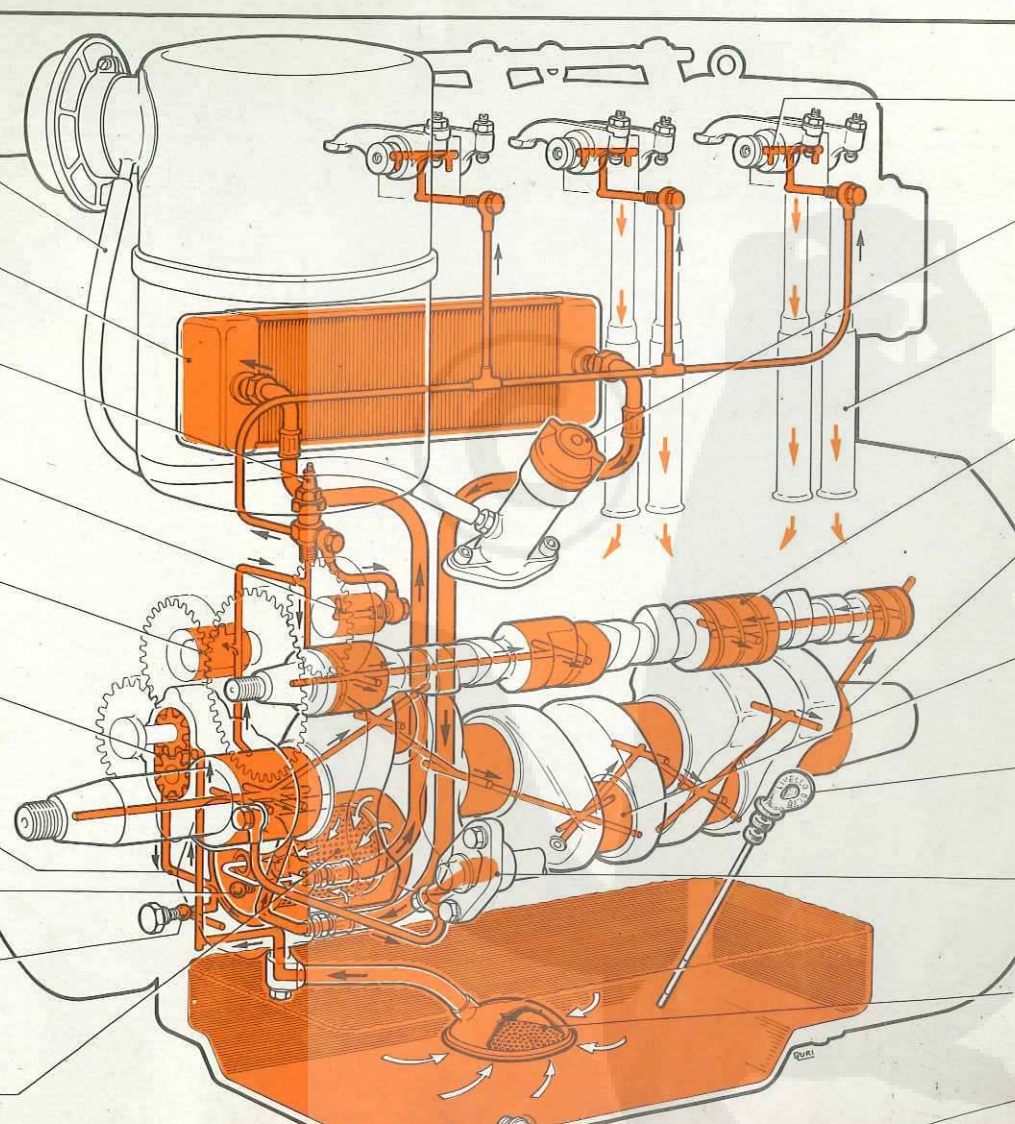
Pompa olio
Pompe huile
Oil pump
Schmierölpumpe
Bomba aceite

Mandata pompa
Débit pompe
Pump outlet
Ölpumpenaustritt
Salida bomba

Valvola corto circuito
Soupape de déviation
By-pass valve
Überdruckventil
Válvula cortocircuito

Valvola regolaz. pressione
Soupape réglage pression
Pressure regulator
Druckkontrollventil
Valvula regulacion presion

Filtro a cartuccia
Filtre à cartouche
Cartridge filter
Patronenfilter
Cartucho filtrante



Perni bilancieri
Axes culbuteurs
Rocker arm shafts
Kipphebelwelle
Ejes de balancines

Rifornimento olio
Remplissage huile
Oil filler
Öleinfüllung
Tapon llenado aceite

Tubi aste punterie
Tuyaux tiges pousoirs
Pushrod tubes
Stößstangenröhre
Tubos protección varillas

Albero a camme
Arbre à cames
Camshaft
Nockenwelle
Eje de levas

Albero motore
Vilebrequin
Crankshaft
Kurbelwelle
Cigüeñal

Bronzine biella
Cousinets de bielle
Conn-rod bearings
Pleulkopfbüchse
Cojinetes biela

Asta livello
Jauge niveau
Dipstick
Ölmess - Stab
Varilla de nivel

Albero regolatore giri
Axe régulateur vitesse
Speed governor shaft
Drehzahlregler - Welle
Eje del regulador

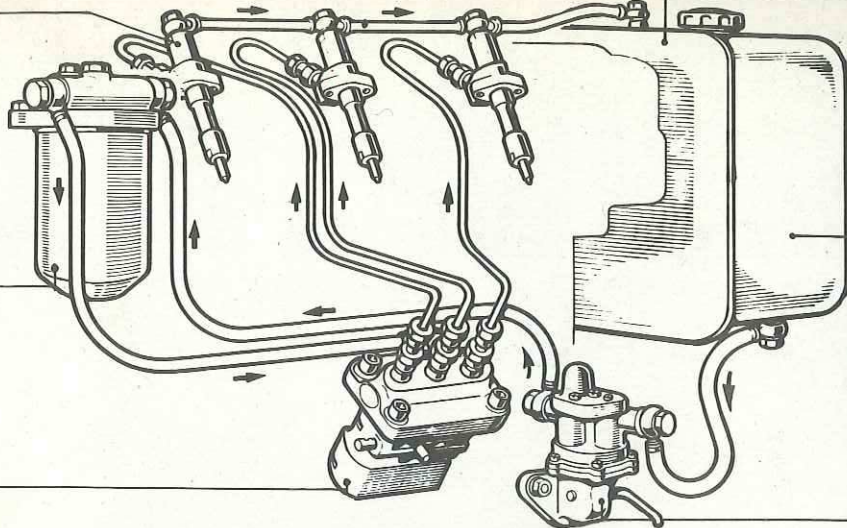
Filtro aspirazione
Crépine aspiration
Suction strainer
Ansaugsieb
Filtro de aspiracion

Tappo scarico
Bouchon vidange
Oil drain plug
Ölablass - Schraube
Tapon vaciado aceite

Iniettori
Injecteurs
Injectors
Einspritzdüsen
Inyectores

Filtro a cartuccia
Filtre à cartouche
Cartridge filter
Patronenfilter
Filtro de cartucho

Pompa iniezione
Pompe d'injection
Injection pump
Einspritzpumpe
Bomba inyeccion



Tubo rifiuto iniettori
Tuyau rebut injecteurs
Injector return line
Leckölleitung
Tubo retorno inyectores

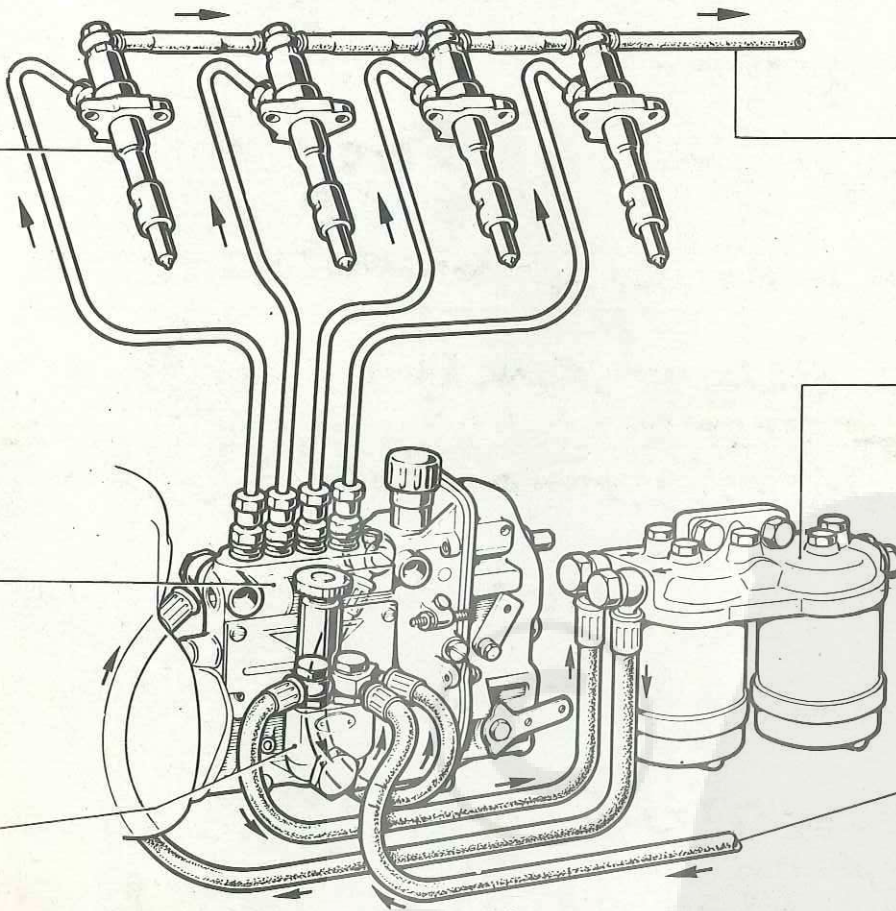
Serbatoio
Réservoir
Fuel tank
Kraftstofftank
Deposito

Pompa alimentazione
Pompe d'alimentation
Fuel feeding pump
Kraftstoff-Förderpumpe
Bomba alimentacion

Iniettori
Injecteurs
Injectors
Einspritzdüsen
Inyectores

Pompa iniezione
Pompe d'injection
Injection pump
Einspritzpumpe
Bomba inyeccion

Pompa alimentazione
Pompe d'alimentation
Fuel feeding pump
Kraftstoff-Förderpumpe
Bomba alimentacion



Tubo rifiuto iniettori
Tuyau rebut injecteurs
Injector return line
Leckölleitung
Tubo retorno inyectores

Filtro a cartuccia
Filtre à cartouche
Cartridge filter
Patronenfilter
Filtro de cartucho

Dal serbatoio
Du réservoir
From fuel tank
Vom Kraftstofftank
Del depósito

IMPIANTO ELETTRICO

Batteria non fornita.
Fissare il regolatore su parete verticale, esente da vibrazioni, lontano dal calore. Se il motore ha supporti in gomma, collegare a massa.

PER NON SCARICARE LA BATTERIA O DANNEGGIARE L'IMPIANTO:
IN MOTO, chiavetta su MARCIA (non staccare i cavi della batteria).
DA FERMO, chiavetta su RIPOSO.

INSTALLATION ELECTRIQUE

La batterie n'est pas livrée.
Monter le régulateur verticalement sur une paroi sans vibrations, loin de la chaleur. Si le moteur a des supports en caoutchouc, connecter à la masse.

POUR NE PAS DECHARGER LA BATTERIE OU ENDOMMAGER L'INSTALLATION:
APRES LE DEMARRAGE, APRES LE MARCHÉ (ne déclancher jamais la batterie).
A MOTEUR ARRÊTÉ, clef sur REPOS.

ELECTRICAL SYSTEM

Battery not supplied.
Place regulator on a non vibrating vertical board far from heat. Ground rubber mounted engines.

TO PREVENT BATTERY DISCHARGING OR DAMAGES TO THE SYSTEM:
ENGINE RUNNING, key-switch on RUNNING (never disconnect battery cables).
ENGINE STOPPED, key-switch on STOP.

ELEKTRISCHE ANLAGE

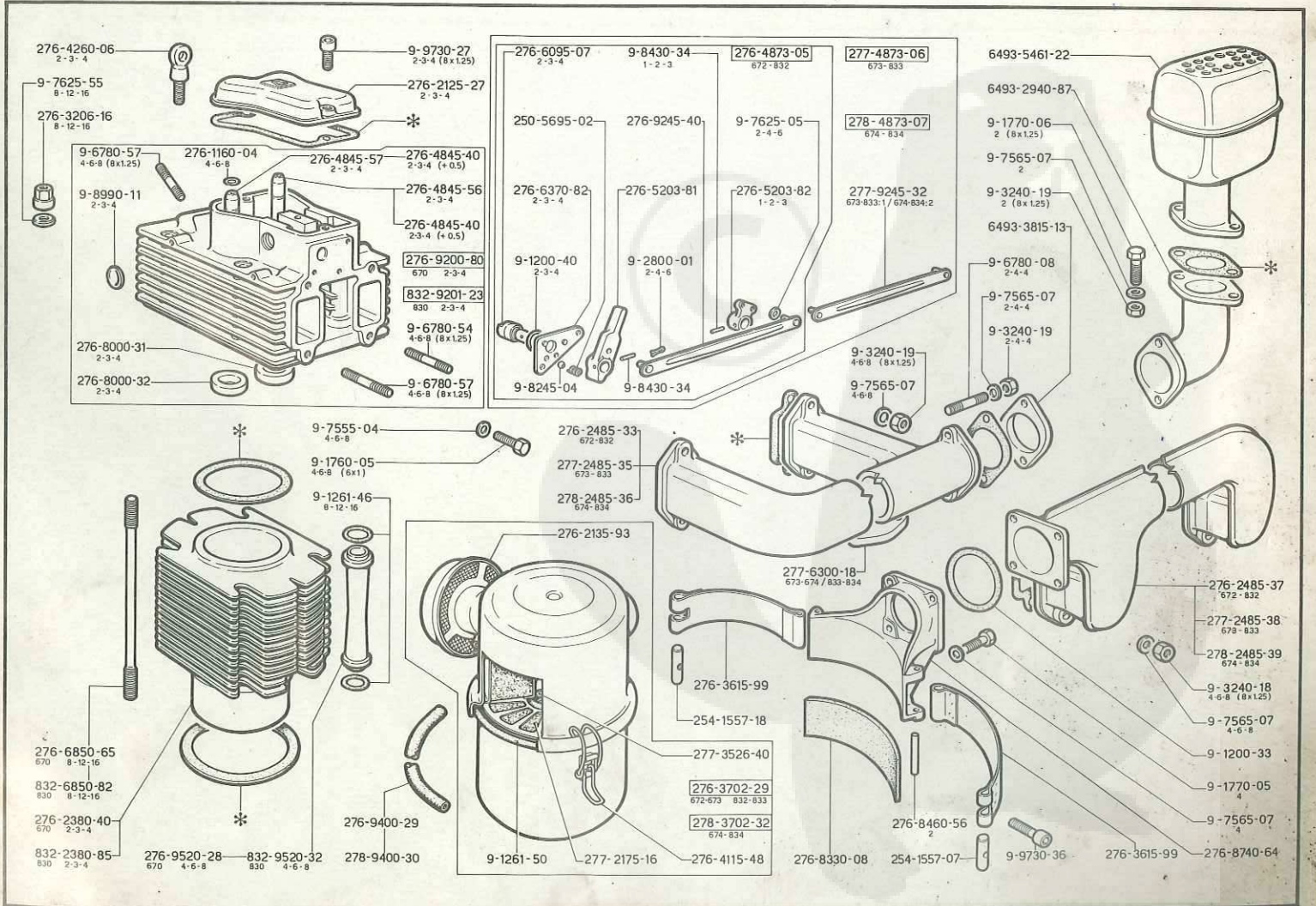
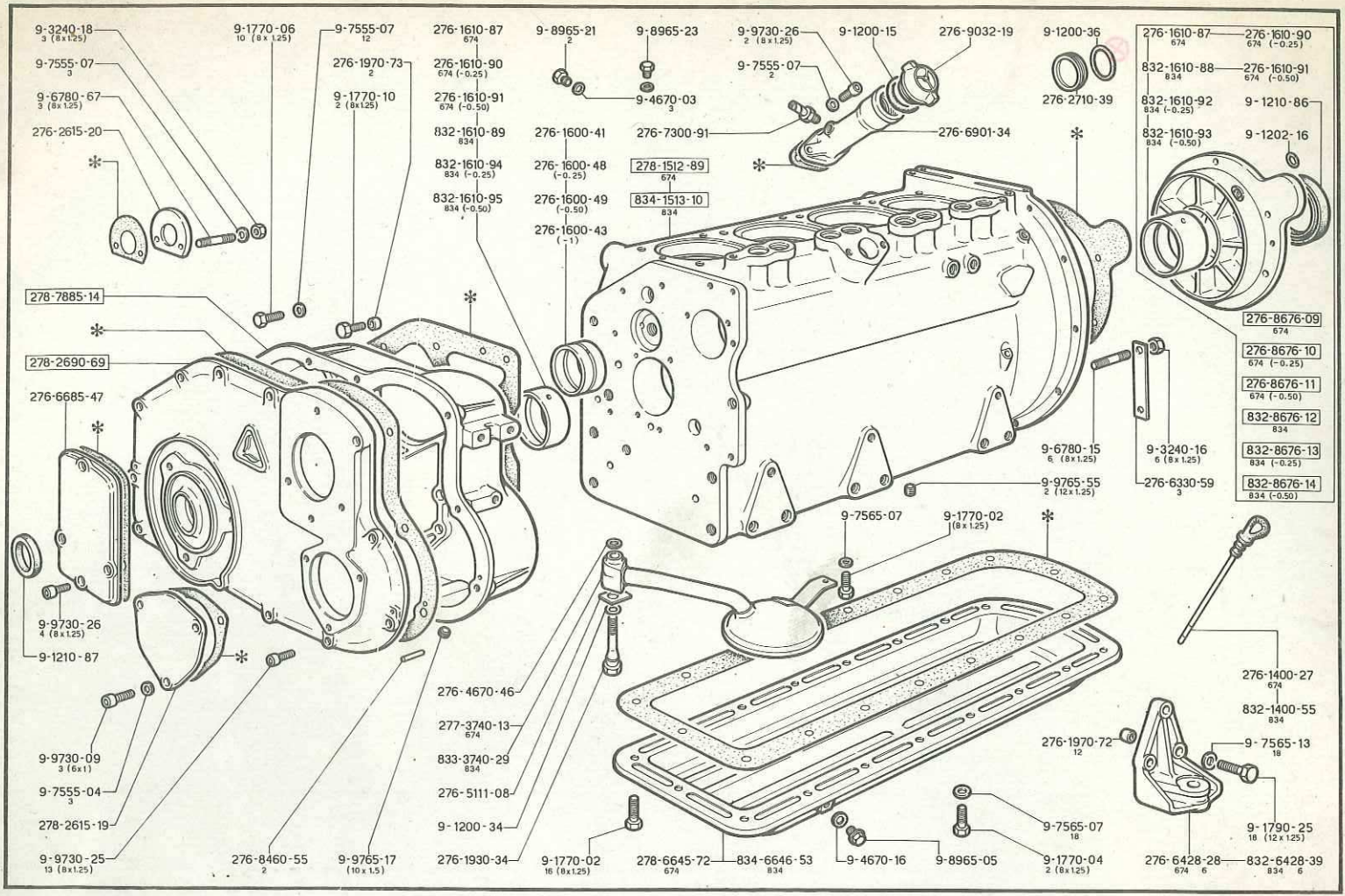
Lieferung der Batterie nicht einbegriffen.
Regler senkrecht in ausreichendem Abstand von Wärme and einer schwingungsfreien Stelle anbringen. Im Falle von Gummipuffern Massenschluss sichern.

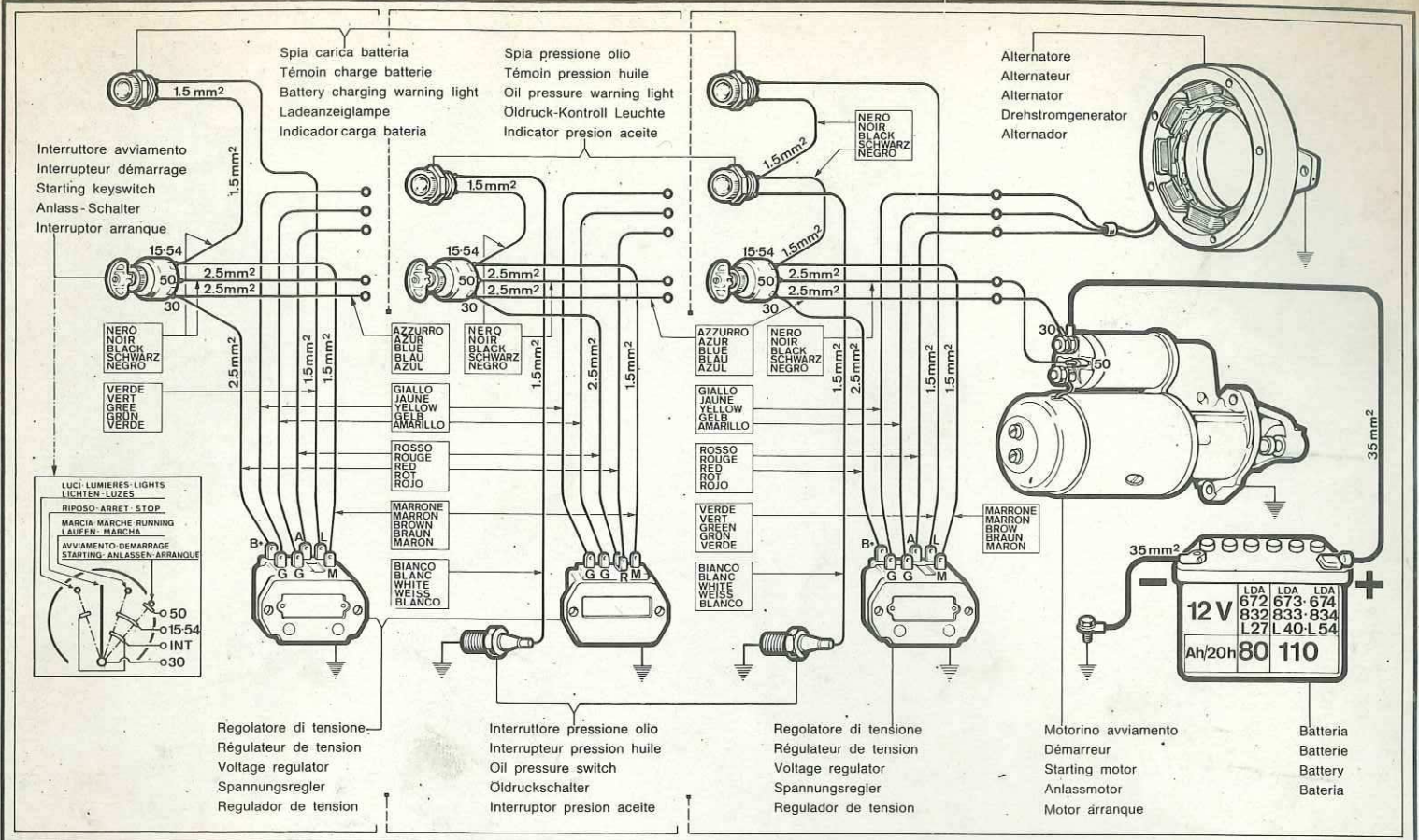
UM BATTERIE ENTLEERUNG ODER BESCHÄDIGUNGEN DER ANLAGE ZU VERMEIDEN:
NACH DEM ANLASSEN, Schlüssel auf LAUFEN (niemals Batteriekabel lösen).
BEI STILLSTAND, Schlüssel auf NULLSTELLUNG.

ARRANQUE ELECTRICO

Sin incluir batería.
Fijar el regulador en la pared vertical, evitando las vibraciones y alejándolo del calor. Si el motor va montado sobre soportes de goma efectuar una buena conexión a masa.

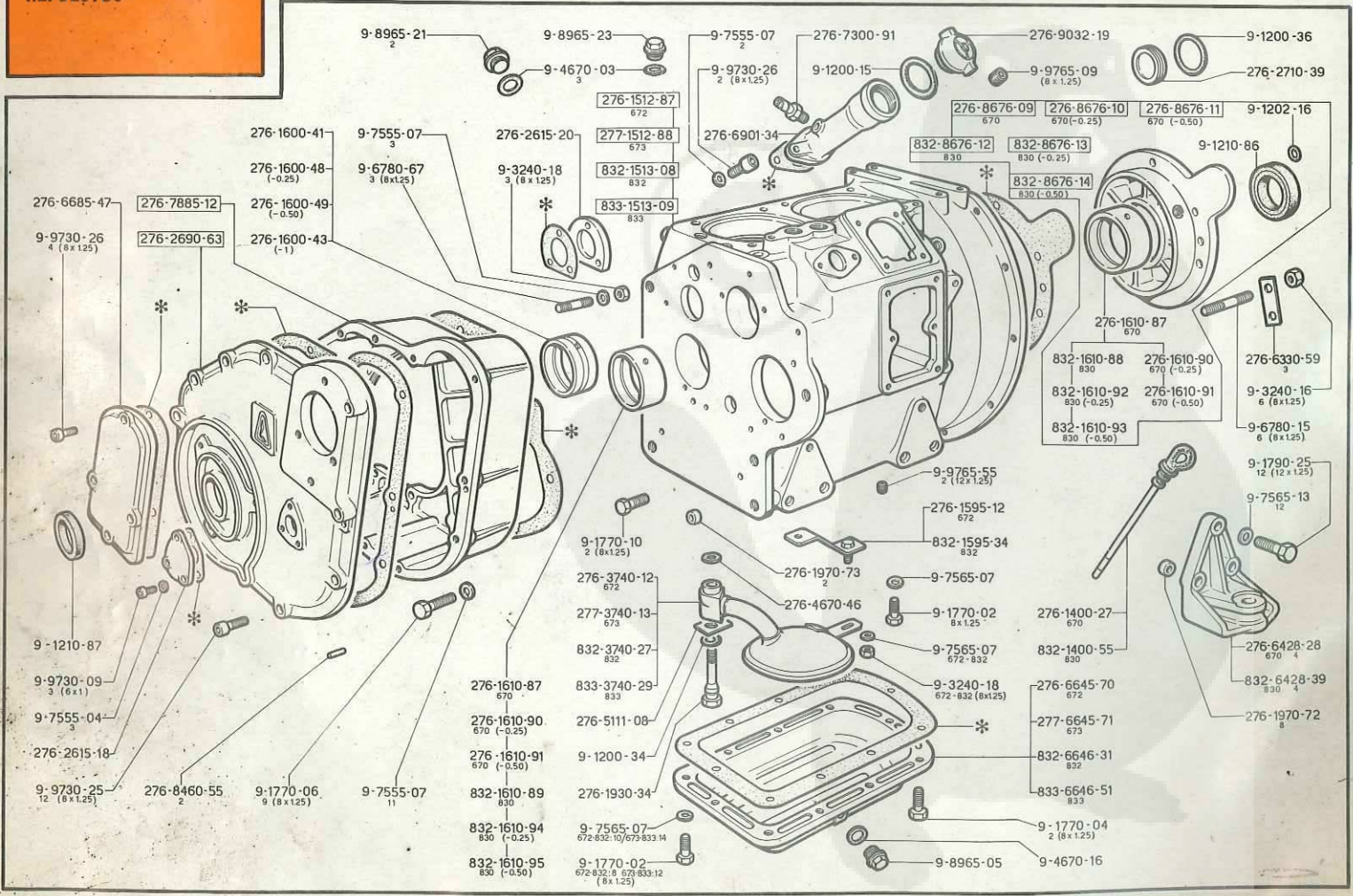
PARA NO DESCARGAR LA BATERIA O DETERIORAR LA INSTALACION:
EN MARCHA, llave de contacto en posición de MARCHA (no desconectar el cable de la batería).
MOTOR PARADO, llave en posición de REPOSO.

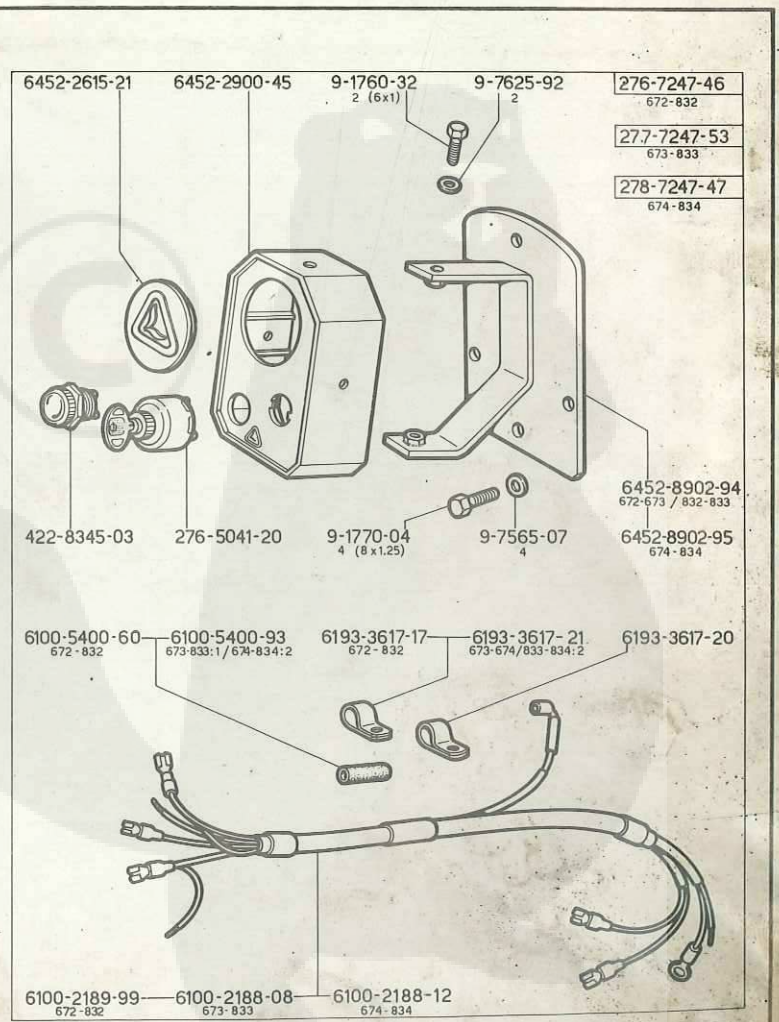
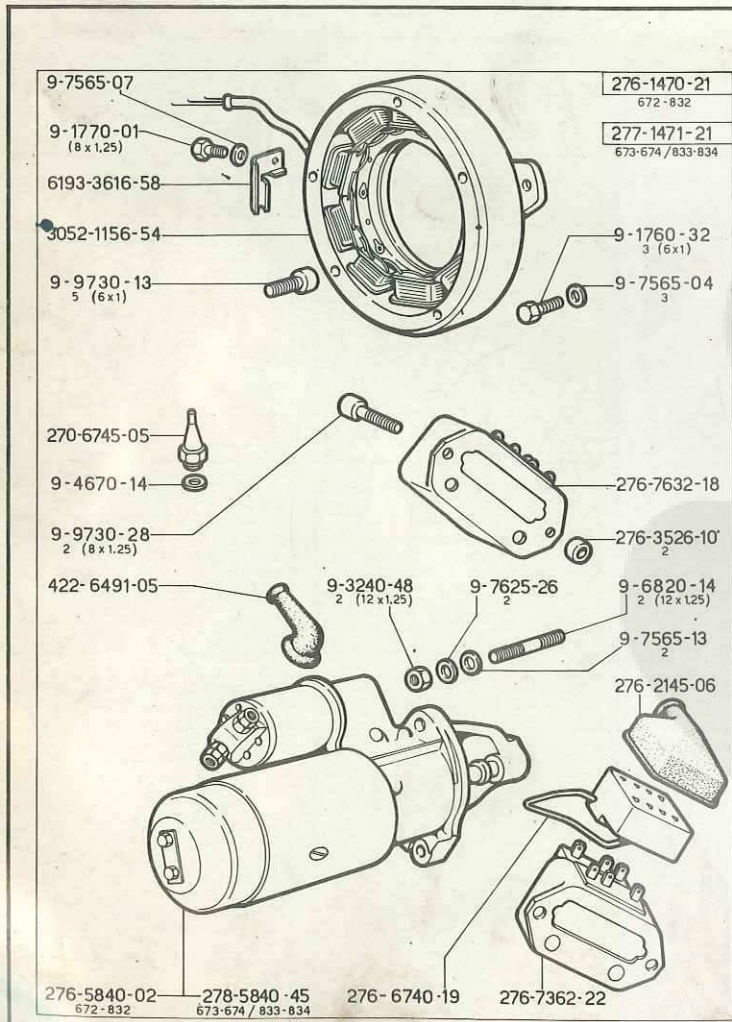
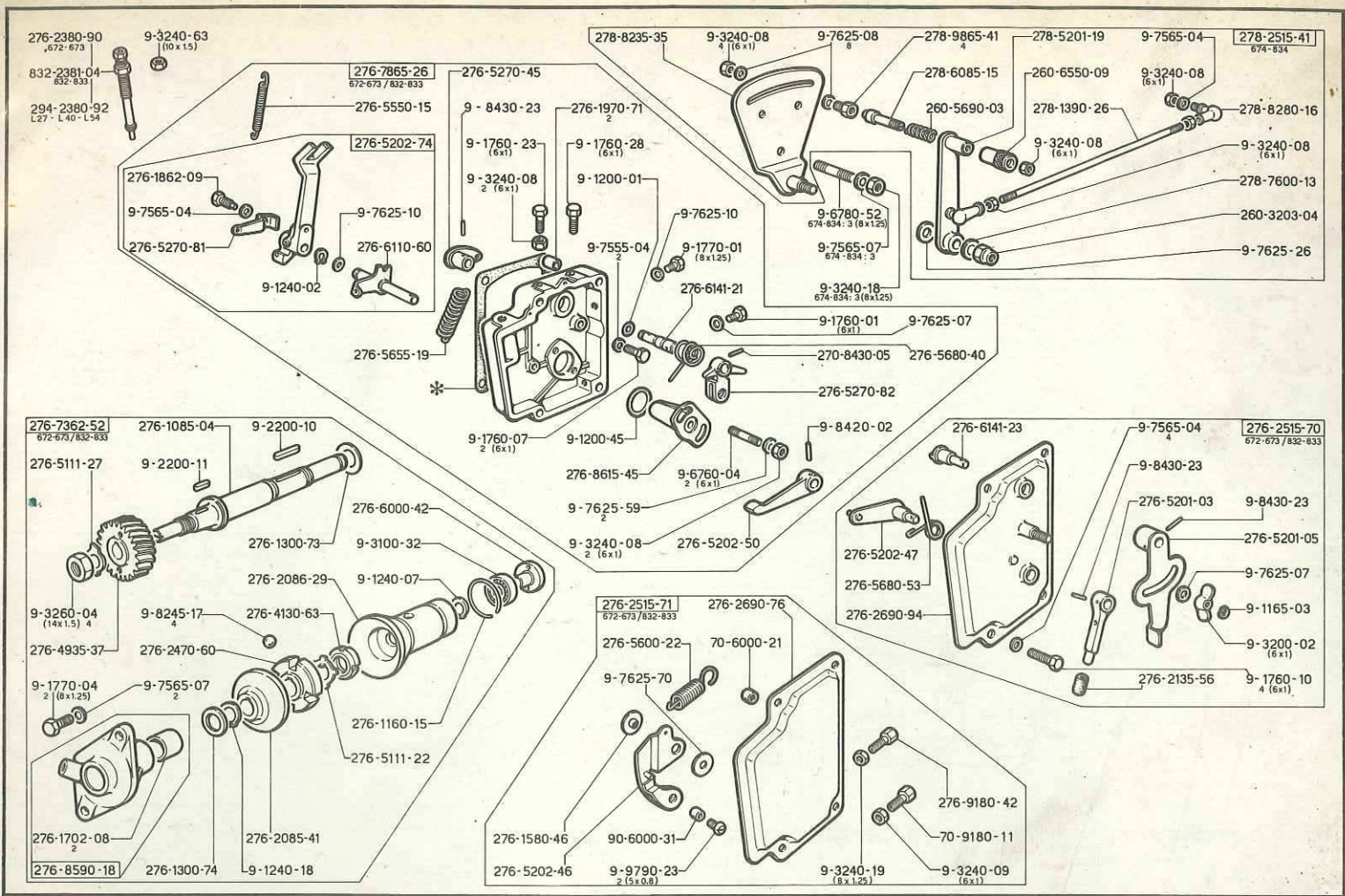





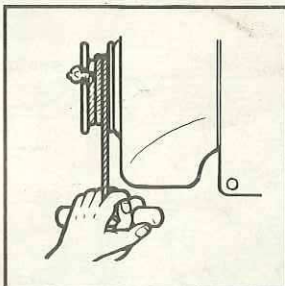
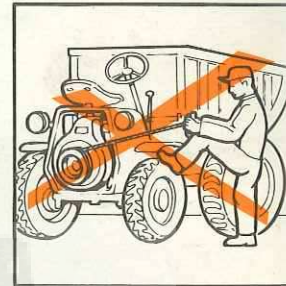

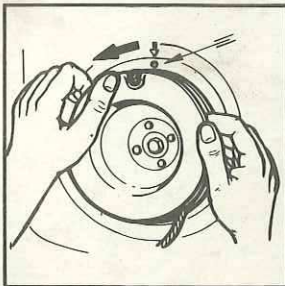
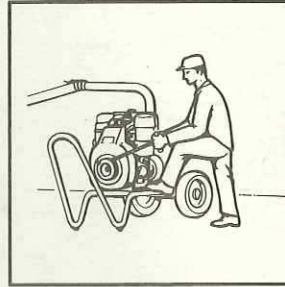
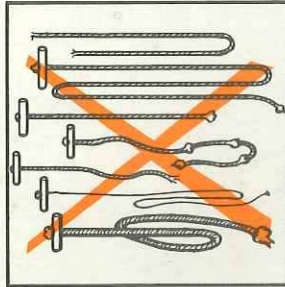
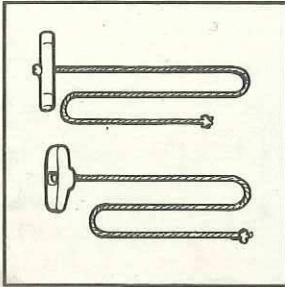
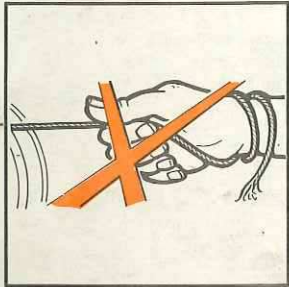
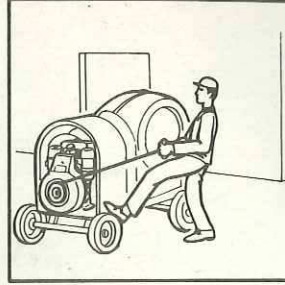
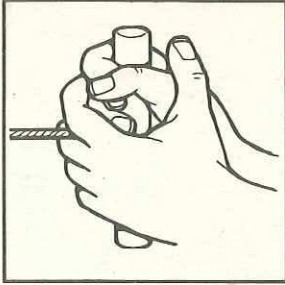
RICAMBI
PIECES
SPARE PARTS
ERSATZTEILE
REPUESTOS

*	276-8180-28 LDA 672	277-8180-29 LDA 673	278-8180-30 LDA 674	832-8180-40 832 - L27	833-8180-44 833 - L40	834-8180-49 834 - L54
	Serie guarnizioni		Jeu de joints	Gasket set	Dichtungssatz	Juego de juntas





NORME DI SICUREZZA
NORMES DE SECURITE
SAFETY RULES
SICHERHEITSMASSNAHMEN
NORMAS DE SEGURIDAD



Per assistenza, riparazioni e ricambi, rivolgersi alle Stazioni di Servizio con la targa SERVICE come da elenco della busta accessori, o delle PAGINE GIALLE dell'«Elenco Telefonico alla voce «MOTORI»». Esse sono autorizzate ad intervenire, in garanzia e fuori, su tutti i motori LOMBARDINI, con personale addestrato, attrezzature speciali e ricambi originali.

Pour le service après vente, la réparation ou les pièces détachées, adressez-vous aux Agents avec l'enseigne SERVICE indiqués dans la liste de la pochette accessoires, et qui sont autorisés à intervenir sur tout moteur LOMBARDINI, en garantie et hors garantie, avec du personnel entraîné, des équipements spéciaux et des pièces détachées originales.

For service, repairs and spare parts contact Service Centers displaying the SERVICE sign. (See list inside your accessories envelope). They are authorized to repair all LOMBARDINI engines within and beyond the Warranty period, with trained mechanics, genuine parts and special tools.

Für Service, Reparaturen oder Ersatzteile wenden Sie sich an die Vertragswerkstätten mit dem Schild SERVICE (Siehe Verzeichnis der Zubehörtasche). Sie arbeiten mit Personal, das im Werk ausgebildet wurde, mit Spezialwerkzeug und Original-Ersatzteilen.

Para asistencia técnica, reparaciones y recambios dirigirse a las estaciones de servicio oficial con el distintivo «SERVICE» que se citan en la relación de la bolsa de accesorios. Ellas están autorizadas para actuar en garantía y incluso cuando esta ha caducado, en todos los motores LOMBARDINI, con personal especializado, herramientas especiales y recambios originales.

ORDINI RICAMBI indicare: Tipo del Motore (targhetta), Matricola (targhetta o basam.), Tipo e marca della macchina. Matricola del ricambio.

COMMANDES PIECES indiquer: Type du moteur (plaquette), Matricule (plaquette ou carter), Type et marque de la machine. Référence de la pièce.

PART ORDERS, specify: Engine type (on plate) Serial No. (plate or crankcase). Equipment type and Make Spare Part No.

E-TEIL BESTELLUNGEN, Folgendes angeben: Motortyp (auf dem Schild) Nummer (auf Schild oder Kurbelgehäuse) Maschinentyp und-marke Bestellnummer des Teiles.

PARA SOLICITAR RECAMBIOS indicar: Tipo del motor (en la placa), Numero del motor (en la placa y en la bancada), Modelo y marca de la máquina. Referencia del recambio.

Descrizioni e illustrazioni non impegnative.

Descriptions et illustrations peuvent être modifiées.

Descriptions and characteristics subject to modifications.





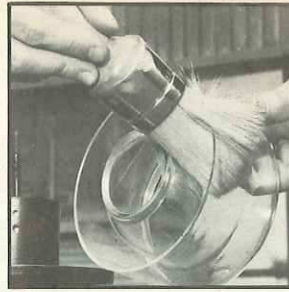

Änderungen vorbehalten.

Instrucciones e ilustraciones pueden ser modificadas.












MANUTENZIONE
ENTRETIEN
MAINTENANCE
WARTUNG
MANTENIMIENTO



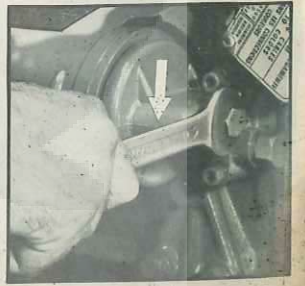


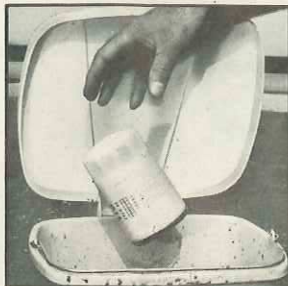




8



100




500




**USO
EMPLOI
USE
BEDIENUNG
UTILIZACION**






**PRIMA DELL'AVVIAMENTO
AVANT LE DEMARRAGE
BEFORE STARTING
VOR DEM ANLASSEN
ANTES DEL ARRANQUE**





°C °F
 SAE 40 ——— 20 — 68
 SAE 20W ——— 0 — 32
 SAE 10W ———
 (HD SERIES 3
MIL - L - 2104 C)




- LDA 672 It. 4,5
- LDA 673 It. 6,5
- LDA 674 It. 7
- 832 It. 3,5
- L27 It. 5,5
- 833 It. 5,5
- L40 It. 5,5
- 834 It. 8
- L54 It. 8




LDA 672
LDA 673
832
833
L27
L40



LDA 674
834
L54



AVVIAMENTO
DEMARRAGE
STARTING
ANLASSEN
ARRANQUE



MARCIA
MARCHÉ
RUNNING
LAUFEN
MARCHA



ARRESTO
ARRET
STOPPING
ABSTELLEN
PARO

