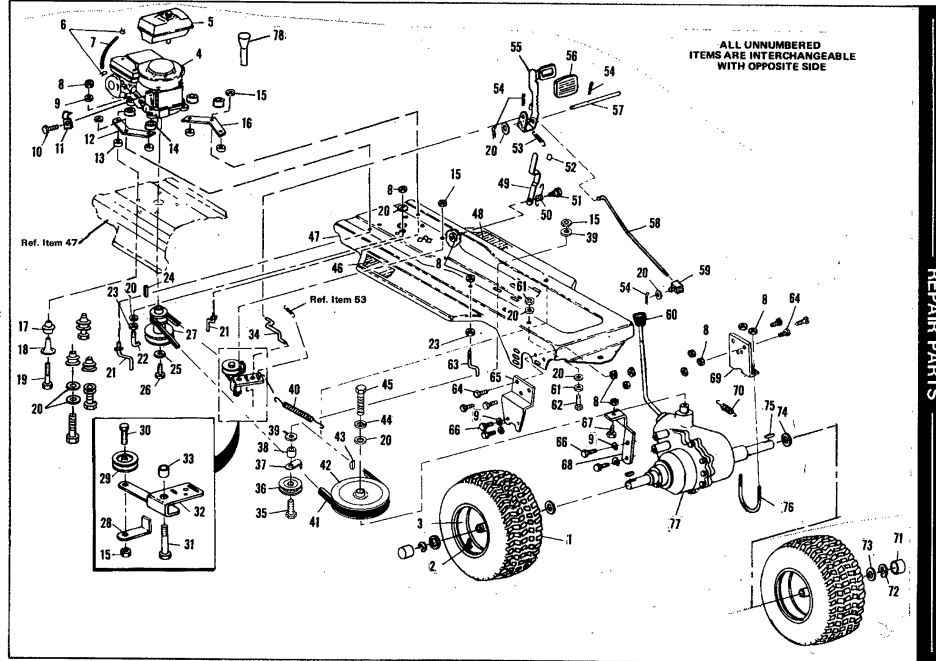


36" RIDING MOWER MODEL 3506-0300



36" RIDING MOWER MODEL 3506-0300

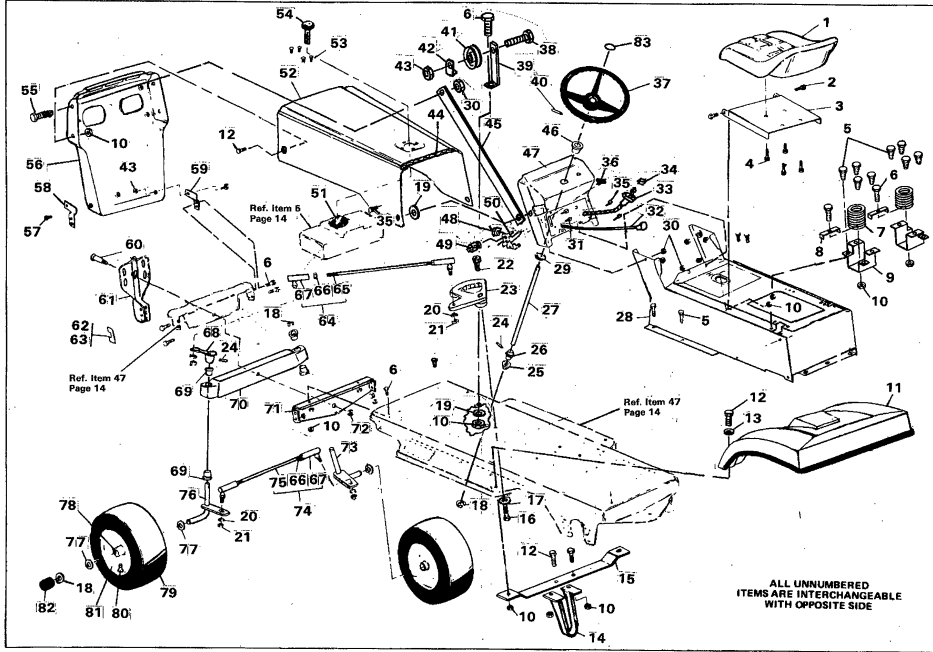
ALWAYS GIVE THE FOLLOWING INFORMATION WHEN ORDERING REPAIR PARTS:
 1. The PART NUMBER; 2. The PART NAME; 3. QUANTITY DESIRED; 4. The MODEL NUMBER—(As shown on Model Plate)
 SEND PART ORDERS AS PER INSTRUCTIONS ON THE FRONT PAGE
 YOUR UNIT IS RIGHT HAND (RH) OR LEFT HAND (LH) AS YOU STAND BEHIND IT.
 DO NOT USE KEY NUMBERS WHEN ORDERING REPAIR PARTS, ALWAYS USE PART NUMBERS.
 All replacement parts will be supplied in current production colors or in a neutral color.
 A handling fee is applicable to small parts orders.

Key No.	Part No.	Description	Key No.	Part No.	Description	Key No.	Part No.	Description
1	41106	Tire	28	39659	Belt Retainer	55	50982	Brake Pedal Assembly
2	24167	Valve Stem	29	36374	Pulley, Idler	56	21216	Rubber Pad, Brake Pedal
3	41105	Wheel	30	120916	*Screw, Hex Hd, 3/8-16 x 1 1/2 In.	57	43956	Shaft, Brake-Clutch Pedal
4	Engine	See Footnote Below	31	28928	Shoulder Bolt	58	49654	Rod, Brake
5	48812	Gas Tank	32	46948	Arm, Drive Idler	59	49653	Pivot Block
6	41008	Clip, Gas Line	33	43953	Spacer	60	29483	Knob, Gear Shift
7	41007	Gas Line	34	43980	Rod, Clutch	61	271172	Nut, Hex, Keps, 1/4-20 Thd
8	9413447	Locknut, Hex, 5/16-18 Thd	35	122207	*Screw, Hex Hd, 3/8-16 x 3 In.	62	121979	*Screw, Hex Hd, 1/4-20 x 3
9	120638	Lockwasher, Split, 5/16 In.	36	40223	Pulley, Backside Idler	63	43991	Belt Guide, Transaxle Pulley
10	35287	Screw, Taptite, No. 8-32 x 3/8 In.	37	39314	Retainer, Drive Belt, Backside Idler	64	120228	*Screw, Hex Hd, 5/16-18 x 3/8 In.
11	41652	Clip	38	49649	Spacer, Backside Idler	65	49651	Bracket, Axle, L.H.
12	43955	Bracket, Vibration, Left	39	120394	*Flatwasher, 3/8 In.	66	180080	*Screw, Hex Hd, 5/16-18 x 1 1/8 In.
13	44015	Mount, Load Carrying, Upper	40	43276	Spring, Main Drive	67	122007	*Screw, Hex Hd, 5/16-18 x 3/8 In.
14	50987	Spacer	41	39454	V-Belt	68	49652	Bracket, Stabilizing
15	9413534	Locknut, Hex, 3/8-16 Thd	42	49645	Pulley, Transaxle	69	49650	Bracket, Axle, R.H.
16	43954	Bracket, Vibration, Right	43	431787	Key, Woodruff, No. 61	70	39395	Spring, Brake Return
17	44016	Mount, Rebound, Lower	44	120380	*Flatwasher, Split, 1/4 In.	71	40394	Hub Cap
18	42273	Insert, Steel, Vibration Mount	45	180020	*Screw, Hex Hd, 1/4-20 x 3/4 In.	72	36625	"E" Ring, 3/8 In.
19	180112	Screw, Hex Hd, 5/16-18 x 2 3/4 In.	46	49885	Foot Pad, Left	73	42815	Flatwasher
20	120386	*Flatwasher, 5/16 In.	47	52005	Main Frame	74	642	Flatwasher
21	50653	Belt Guide, Blade Drive	48	49886	Foot Pad, Right	75	39628	Key, 3/16 x 3/16 x 2 1/2 In.
22	49896	Belt Guide, Transmission	49	50980	Arm, Parking Brake	76	40124	"U" Bolt
23	271184	Nut, Hex, Keps, 5/16-18 Thd	50	43958	Spring, Parking Brake	77	Transaxle	Peerless Model 639A (See Warranty, Page 11)
24	33200	Key, Engine Pulley	51	40974	Shoulder Bolt, Parking Brake	78	47498	Funnel, Oil Fill
25	51088	Lockwasher	52	68585	Decal, Parking Brake			
26	51057	Screw, Hex Hd	53	50562	Spring, Clutch Pedal			
27	48848	Pulley, Engine	54	121222	*Pin, Cotter, 3/32 x 3/8 In.			

*Standard Hardware Items - May Be Purchased Locally.

Replacement engines and parts are obtainable from Engine Manufacturer's authorized Service Stations who are also to be contacted in regards to the Engine Warranty. See your Engine Manual for location of these stations.

36" RIDING MOWER MODEL 3506-0300

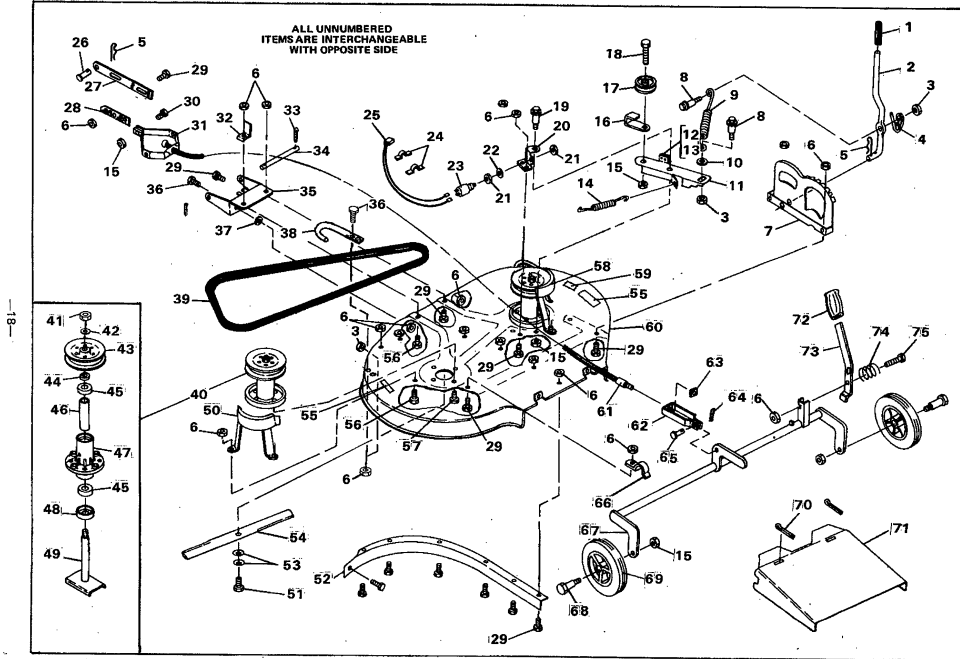


36" RIDING MOWER MODEL 3506-0300

Key No.	Part No.	Description	Key No.	Part No.	Description	Key No.	Part No.	Description
1	50999	Seat	29	39492	Retaining Ring	56	51230	Grille
2	20607	Shoulder Bolt	30	9424215	Locknut, Hex, 1/4-20 Thd.	57	120233	*Screw, Hex Hd, 3/8-18 x 1 In.
3	51793	Seat Bracket	31	35287	Screw, Tapite, No. 8-32 x 3/8 In.	58	47851	Bracket, Grille Support, L.H.
4	120834	*Screw, Hex Hd, 5/16-18 x 1 1/2 In.	32	50978	Choke Control	59	47852	Bracket, Grille Support, R.H.
5	995346	*Screw, Tapite, 1/4-20 x 1/2 In.	33		Handle, Recoil (Engine Part)	60	50720	Shoulder Bolt, Axle Pivot
6	120228	*Screw, Hex Hd, 5/16-18 x 3/8 In.	34		Closure, Recoil Handle (Engine Part)	61	50719	Bracket, Deck Hanger
7	49335	Spring	35	48900	Screw, Hex Wa. Hd, 1/4-20 x 1 In.	62	68583	Decal, Hanger, L.H.
8	49339	Clip, Spring	36	39486	Knob, Engine Control Lever	63	68584	Decal, Hanger, R.H.
9	49735	Bracket, Spring Support	37	47083	Steering Wheel	64	44059	Drag Link Assembly
10	9413447	Locknut, Hex, 3/16-18 Thd.	38	122145	*Screw, Hex Hd, 3/8-18 x 1 1/4 In.	65	44080	Drag Link
11	51473	Fender	39	50984	Support Bracket, Pulley	66	124925	Nut, Hex, 3/8-24 Thd.
12	122017	*Screw, Hex Hd, 5/16-18 x 1 In.	40	456836	Roll Pin	67	21275	Ball Joint
13	446363	*Flatwasher, 5/16 In. I.D.	41	48881	Pulley	68	49447	Arm, Steering
14	44500	Bracket, Deck Guide	42	50981	Retainer, Rope	69	50546	Bearing, Spindle
15	43964	Bracket, Deck Guide Support	43	9413934	Locknut, 3/8-18 Thd.	70	44082	Front Axle Assembly
16	39573	Screw, Lock, Hex Hd, 3/4-24 x 1 In.	44	60512	Edging, Hood	71	43968	Bracket, Front Axle Support
17	2483	Spring Washer	45	52019	Brace, Grille	72	274654	Locknut, Hex 1/4-20 Thd.
18	36625	"E" Ring	46	39432	Bearing, Steering	73	48844	Spindle, Right
19	120386	*Flatwasher, 1/4 In.	47	50989	Dash	74	48762	Tie Rod Assembly
20	120389	*Nut, Hex, 3/8-24 Thd.	48	456552	Nut, Square	75	48764	Tie Rod
21	120382	*Lockwasher, Split, 3/8 In.	49	51077	Swivel Assembly	76	48845	Spindle, Left
22	44011	Shoulder Bolt, Sector Gear	50	60979	Throttle Control Assembly	77	642	Flatwasher
23	44010	Sector Gear	51	44843	Pad, Vibration	78	39979	Bearing
24	454565	Roll Pin	52	49156	Hood	79	41108	Tire
25	39580	Bearing, Steering	53	49050	Screw, Plastite, 1/4-10 x 3/4 In.	80	24167	Valve Stem
26	44009	Pinion Gear	54	50988	Gas Gauge	81	39829	Wheel w/Bearing
27	44008	Shaft, Steering	55	121900	Screw, Hex Hd 1/4-20 x 1 In.	82	40394	Hub Cap
28	50060	Console Assembly				83	68859	Decal, Steering Wheel

*Standard Hardware Items - May Be Purchased Locally.

36" RIDING MOWER MODEL 3506-0300



36" RIDING MOWER MODEL 3506-0300

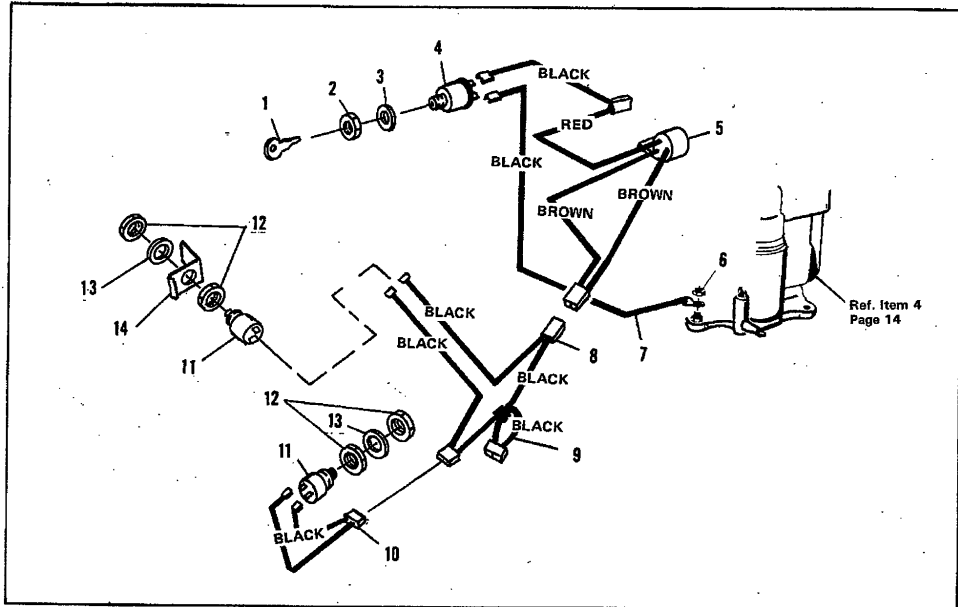
Key No.	Part No.	Description
1	46478	Hand Grip
2	49130	Lever, Clutch
3	9424215	Locknut, 1/4-20 Thd.
4	46561	Spring, Clutch Lever
5	8260	Hairpin Cotter
6	9413447	Locknut, 5/16-18 Thd.
7	47515	Quadrant
8	46563	Shoulder Bolt
9	46359	Spring, Clutch Lever
10	120382	*Flatwasher, 1/4 In.
11	47623	Idler Arm Assy (Inc. Nos. 12 & 13)
12	41471	Brake Pad
13	41601	Rivet, Brake Pad
14	35410	Spring
15	9413534	Locknut, 3/4-16 Thd.
16	46477	Belt Retainer
17	46476	Pulley, Idler
18	122168	*Screw, Hex Hd, 3/8-16 x 1 1/4 In.
19	47516	Shoulder Bolt
20	47517	Bracket, Idler Arm
21	46877	Nut (lockout switch part)
22	46878	Lockwasher (lockout switch part)
23	41204	Switch, Lockout
24	41482	Clip, Press
25	48851	Wire Assembly

Key No.	Part No.	Description
26	47816	Pull Pin
27	49059	Bar Hitch
28	49058	Lock Bracket
29	120228	*Screw, Hex Hd, 5/16-18 x 3/4 In.
30	120918	*Screw, Hex Hd, 7/8-16 x 1 1/2 In.
31	50613	Pivot Bracket
32	48866	Bracket, Upstop
33	48875	Cotterpin, 3/16 x 1 1/4 In.
34	47814	Pin, Pivot
35	48676	Lift Support, Plate Assembly
36	122007	*Screw, Hex Hd, 5/16-18 x 3/4 In.
37	996416	*Flatwasher, 3/8 In.
38	51921	Skid
39	48878	V-Belt
40	51450	Quill Assy (Incl. Nos. 41-49)
41	51445	Nut
42	446248	Flatwasher, 11/16 In.
43	51451	Pulley
44	51449	Spacer
45	49562	Bearing
46	50818	Spacer
47	50088	Quill Housing
48	50616	Dust Shield
49	51447	Saddle & Shaft Assembly
50	46365	Cover, Pulley, L.H.

Key No.	Part No.	Description
51	39573	Screw, Hex Hd, 3/8-24 x 1 In.
52	46367	Barfite, L.H.
53	2483	Formed Washer
54	39311	Blade, 18 In.
55	68542	Decal, Height Adjust.
56	122017	*Screw, Hex Hd, 5/16-18 x 1 In.
57	50634	Screw, Tapfit, 5/16-18 x 7/8 In.
58	46364	Cover, Pulley, R.H.
59	68543	Decal, Height Adjust.
60	51943	Mower Deck
61	46512	Lift Cable
62	39404	Clevis, Lift Cable
63	120372	*Square Nut, 1/4-20 Thd.
64	121222	*Cotterpin, 3/32 x 3/4 In.
65	39522	Pin, Clevis
66	42424	Support, Pivot Tube
67	46366	Pivot Tube Assy.
68	23763	Wheel Axle
69	39831	Wheel & Tire Assy., 6 In.
70	120123	Cotterpin
71	50993	Chute Extension
72	20250	Hand Grip
73	49131	Lever, Height Adjust.
74	29170	Spring
75	122040	*Screw, Hex Hd, 5/16-18 x 1 1/2 In.

*Standard Hardware Items - May Be Purchased Locally.

36" RIDING MOWER MODEL 3506-0300



Key No.	Part No.	Description
1	49643	Key, Ignition
2	48140	Nut (Ignition Switch Part)
3	138557	Lockwasher (Ignition Switch Part)
4	42863	Switch, Ignition
5	50986	Control Module
6	9413447	*Locknut, Hex, 5/16-18 Thd
7	44474	Wire, Ground
8	50985	Wire Assembly (To Deck)
9	42071	Wire Assembly, By-Pass
10	48851	Wire Assembly, Deck Switch
11	41204	Switch, Lockout
12	45877	Locknut (Lockout Switch Part)
13	45878	Lockwasher (Lockout Switch Part)
14	49734	Bracket, Switch Mounting

*Standard Hardware Items - May Be Purchased Locally.