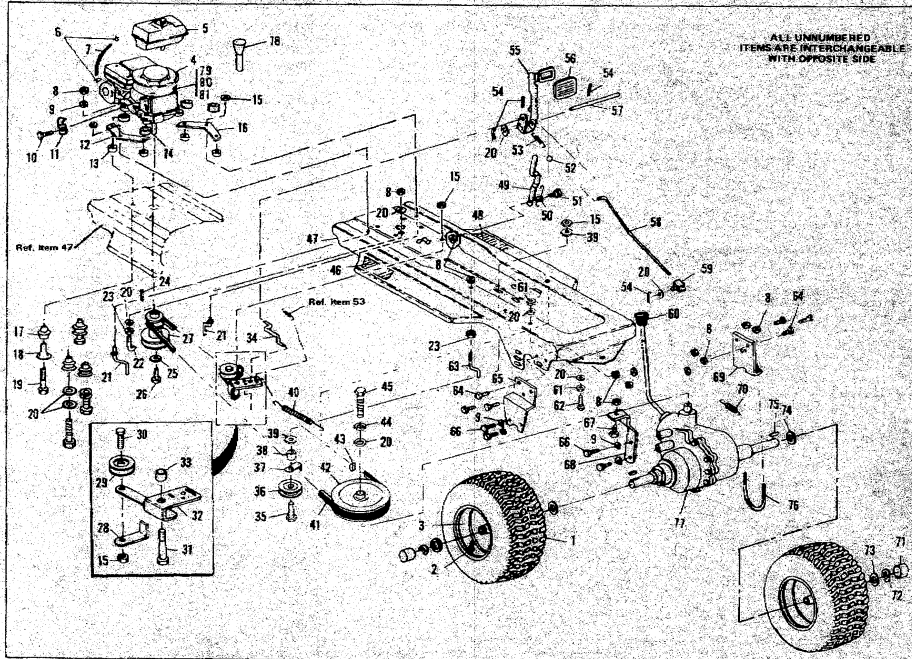


36" RIDING MOWER MODEL 3506-0400



36" RIDING MOWER MODEL 3506-0400

ALWAYS GIVE THE FOLLOWING INFORMATION WHEN ORDERING REPAIR PARTS:

1. The PART NUMBER; 2. The PART NAME; 3. QUANTITY DESIRED; 4. The MODEL NUMBER—(As shown on Model Plate)

SEND PART ORDERS AS PER INSTRUCTIONS ON THE FRONT PAGE

YOUR UNIT IS RIGHT HAND (RH) OR LEFT HAND (LH) AS YOU STAND BEHIND IT.

DO NOT USE KEY NUMBERS WHEN ORDERING REPAIR PARTS. ALWAYS USE PART NUMBERS.

All replacement parts will be supplied in current production colors or in a neutral color.

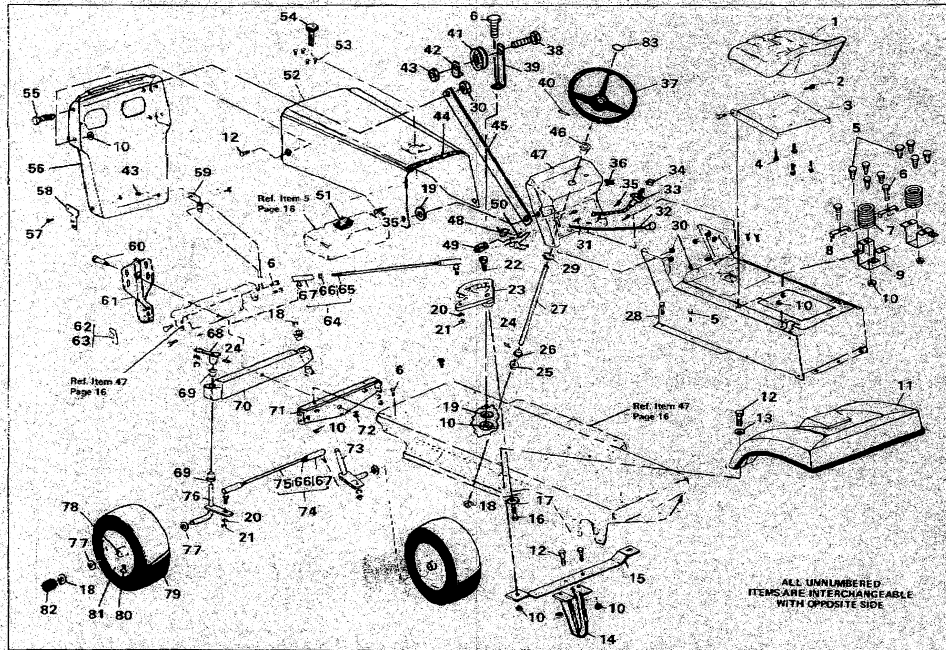
A handling fee is applicable to small parts orders.

Key No.	Part No.	Description	Key No.	Part No.	Description	Key No.	Part No.	Description
1	41106	Tire	28	39659	Belt Retainer	65	50982	Brake Pedal Assembly
2	24167	Valve Stem	29	35374	Pulley, Idler	56	21216	Rubber Pad, Brake Pedal
3	41106	Wheel	30	120918	*Screw, Hex Hd, 3/16 x 1 1/2 In.	57	43956	Shaft, Brake-Clutch Pedal
4	Engine	See Footnote Below	31	28928	Shoulder Bolt	58	49654	Rod, Brake
5	48812	Gas Tank	32	48948	Arm, Drive Idler	59	49653	Pivot Block
6	41006	Clip, Gas Line	33	43953	Spacer	60	25493	Knob, Gear Shift
7	41007	Gas Line	34	43980	Rod, Clutch	61	271172	Nut, Hex. Keps, 1/2-20 Thd
8	9413447	Locknut, Hex, 5/16-18 Thd	35	122207	*Screw, Hex Hd, 3/16 x 3 In.	62	121979	*Screw, Hex Hd, 1/4-20 x 3
9	12636	*Lockwasher, Split, 5/16 In.	36	40223	Pulley, Backside Idler	63	43961	Belt Guide, Transaxle Pulley
10	36287	Screw, Taplts, No. 8-32 x 3/8 In.	37	39314	Retainer, Drive Bell, Backside Idler	64	120228	*Screw, Hex Hd, 5/16-18 x 3/4 In.
11	41682	Clip	38	49649	Spacer, Backside Idler	65	49651	Bracket, Axle, L.H.
12	43955	Bracket, Vibration, Left	39	120394	Spring, Main Drive	66	180060	*Screw, Hex Hd, 5/16-18 x 1 1/2 In.
13	44015	Mount, Load Carrying, Upper	40	48276	V-Belt	67	122007	*Screw, Hex Hd, 5/16-18 x 3/4 In.
14	50987	Spacer	41	39454	*Screw, Hex Hd, 5/16-18 x 2 1/2 In.	68	49652	Bracket, Stabilizing
15	9413534	Locknut, Hex, 3/16 Thd	42	49645	Pulley, Transaxle	69	49650	Bracket, Axle, R.H.
16	43954	Bracket, Vibration, Right	43	431787	Key, Woodruff, No. 61	70	33395	Spring, Brake Return
17	44016	Mount, Rebound, Lower	44	120380	*Flatwasher, Split, 1/4 In.	71	40394	Hub Cap
18	42273	Insert, Steel, Vibration Mount	45	180020	*Screw, Hex Hd, 1/4-20 x 3/4 In.	72	36625	"E" Ring, 3/8 In.
19	180112	*Screw, Hex Hd, 5/16-18 x 2 1/2 In.	46	49685	Foot Pad, Left	73	42815	Flatwasher
20	120386	*Flatwasher, 5/16 In.	47	52005	Main Frame	74	642	Flatwasher
21	50853	Belt Guide, Blade Drive	48	49886	Foot Pad, Right	75	39628	Key, 3/16 x 3/16 x 2 1/2 In.
22	49896	Belt Guide, Transmission	49	50980	Arm, Parking Brake	76	40124	"U" Bolt
23	271184	Nut, Hex. Keps, 5/16-18 Thd	50	43968	Spring, Parking Brake	77	Transaxle	Peerless Model 639A (See Warranty, Page 15)
24	33200	Key, Engine Pulley	51	40874	Shoulder Bolt, Parking Brake	78	47488	Funnel, Oil Fill
25	51058	Lockwasher	52	68685	Decal, Parking Brake	79	51063	Electric Motor
26	51057	Screw, Hex Hd	53	50562	Spring, Clutch Pedal	80	51059	Washer, 6mm
27	48848	Pulley, Engine	54	121222	*Pin, Cotter, 3/32 x 3/8 In.	81	51080	Locknut, 6mm x 1 In.

*Standard Hardware Items - May Be Purchased Locally.

Replacement engines and parts are obtainable from Engine Manufacturer's authorized Service Stations who are also to be contacted in regards to the engine Warranty. See your Engine Manual for location of these stations.

36" RIDING MOWER MODEL 3506-0400

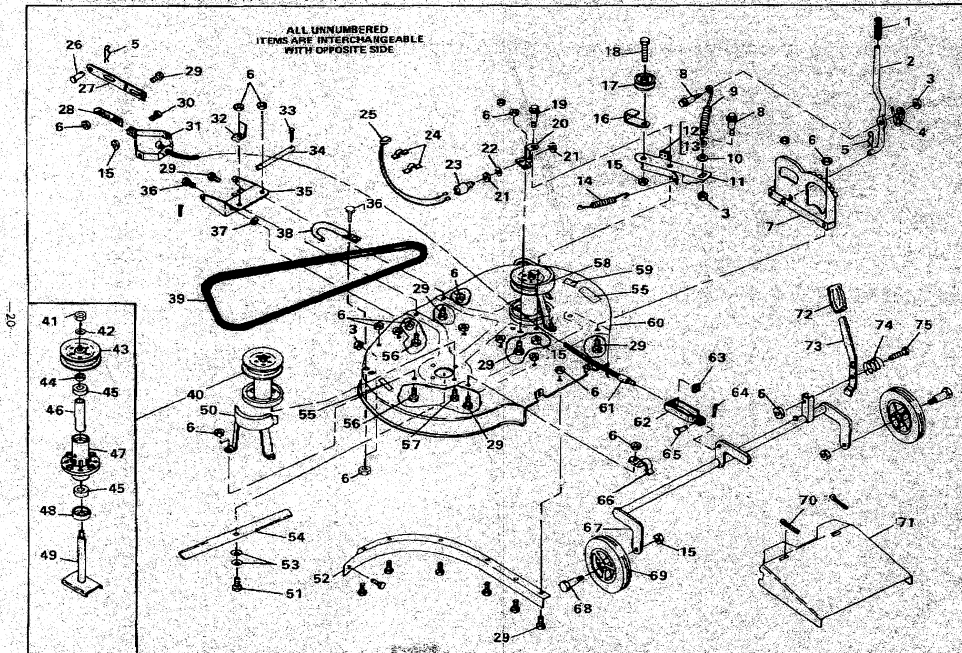


36" RIDING MOWER MODEL 3506-0400

Key No.	Part No.	Description	Key No.	Part No.	Description	Key No.	Part No.	Description
1	50989	Seat	29	39492	Retaining Ring	56	51230	Grille
2	20537	Shoulder Belt	30	9424215	Locknut, Hex, 3/4-20 Thd.	57	120733	Bracket, Grille Support, L.H.
3	51783	Seat Bracket	31	35287	Screw, Tapette, No. 8-32 x 3/8 In.	58	47051	Bracket, Grille Support, R.H.
4	120834	*Screw, Hex Hd, 5/16-18 x 1 1/2 In.	32	50978	Choke Control	59	47852	Bracket, Grille Support, R.H.
5	995346	*Screw, Tapette, 7/8-20 x 1/2 In.	33		Handle, Recoil (Engine Part)	60	50720	Bracket, Deck Hanger
6	120228	*Screw, Hex Hd, 5/16-18 x 3/8 In.	34		Closure, Recoil Handle (Engine Part)	61	60719	Bracket, Deck Hanger
7	49335	Spring	35	48900	Screw, Hex Ws. Hd. 1/2-20 x 1 In.	62	68583	Bracket, Hanger, L.H.
8	49339	Clip, Spring	36	39486	Knob, Engine Control Lever	63	65584	Bracket, Hanger, R.H.
9	49735	Bracket, Spring Support	37	47083	Steering Wheel	64	44069	Drag Link Assembly
10	9413447	Locknut, Hex, 3/16-18 Thd.	38	122145	*Screw, Hex Hd, 3/8-16 x 1 1/2 In.	65	44060	Drag Link
11	51473	Fender	39	50884	Support Bracket, Pulley	66	124925	Nut, Hex, 3/4-24 Thd.
12	122017	*Screw, Hex Hd, 5/16-18 x 1 In.	40	456836	Roll Pin	67	21275	Ball Joint
13	446363	*Flatwasher, 5/16 In. I.D.	41	48881	Pulley	68	49447	Arm, Steering
14	44500	Bracket, Deck Guide	42	50981	Retainer, Rope	69	50546	Bearing, Spindle
15	43964	Bracket, Deck Guide Support	43	9413534	Locknut, 3/8-16 Thd.	70	44062	Front Axle Assembly
16	39573	Screw, Lock, Hex Hd, 3/4-24 x 1 In.	44	50512	Edging Hood	71	43988	Bracket, Front Axle Support
17	2493	Spring Washer	45	52019	Brace, Grille	72	274654	Locknut, Hex, 3/4-20 Thd.
18	36625	"E" Ring	46	39432	Bearing, Steering	73	48844	Spindle, Right
19	120386	*Flatwasher, 1/2 In.	47	50989	Nut, Square	74	48764	Tie Rod Assembly
20	120369	*Nut, Hex, 3/4-24 Thd.	48	455552	Swivel Assembly	75	48764	Tie Rod
21	120382	*Lockwasher, Split, 3/8 In.	49	51077	Throttle Control Assembly	76	48845	Spindle, Left
22	44011	Shoulder Bolt, Sector Gear	50	50979	Pad, Vibration	77	642	Flatwasher
23	44010	Sector Gear	51	48483	Hood	78	39079	Bearing
24	454655	Roll Pin	52	48156	Screw, Plastic, 1/4-10 x 3/8 In.	79	41108	Tire
25	39580	Bearing, Steering	53	48050	Gas Gauge	80	24167	Valve Stem
26	44009	Pinion Gear	54	50988	Screw, Hex Hd 1/2-20 x 1 In.	81	39823	Wheel, w/ Bearing
27	44006	Shaft, Steering	55	121800		82	40394	Hub Cap
28	50680	Console Assembly				83	68553	Deck, Steering Wheel

*Standard Hardware Items - May Be Purchased Locally.

36" RIDING MOWER MODEL 3506-0400

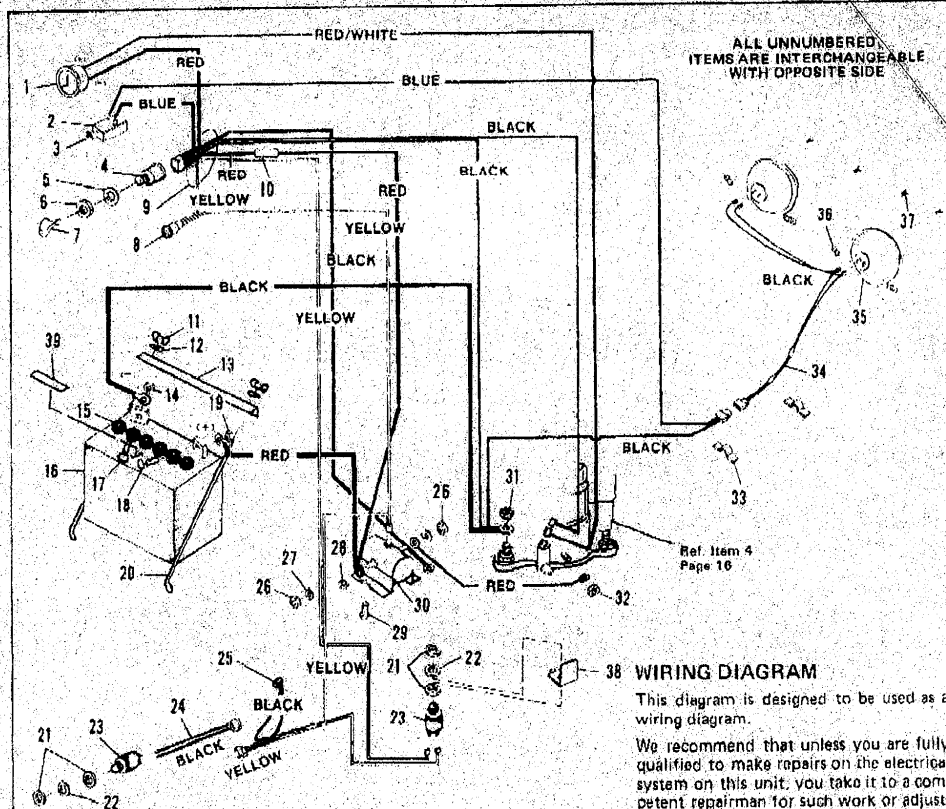


36" RIDING MOWER MODEL 3506-0400

Key No.	Part No.	Description	Key No.	Part No.	Description	Key No.	Part No.	Description
1	46478	Hand Grip	26	47816	Pull Pin	51	39573	Screw, Hex Hd, 3/8-24 x 1 In.
2	49130	Lever, Clutch	27	49059	Bar Hitch	52	48367	Baffle, L.H.
3	9424215	Locknut, 3/8-20 Thd.	28	49058	Lock Bracket	53	2483	Formed Washer
4	46561	Spring, Clutch Lever	29	120228	*Screw, Hex Hd, 5/16-18 x 3/8 In.	54	39311	Blade, 18 In.
5	8260	Hairpin Cotter	30	120818	*Screw, Hex Hd, 3/8-16 x 1 1/2 In.	55	68842	Decal, Height Adjust.
6	9413447	Locknut, 5/16-18 Thd.	31	50613	Pivot Bracket	56	122017	*Screw, Hex Hd, 5/16-18 x 1 In.
7	47515	Quadrant	32	48856	Bracket, Upstop	57	50634	Screw, Tapite, 5/16-18 x 3/4 In.
8	46553	Shoulder Bolt	33	49875	Cotterpin, 3/16 x 1 1/4 In.	58	46364	Cover, Pulley, R.H.
9	46388	Spring, Clutch Lever	34	47814	Pin, Pivot	59	68843	Decal, Height Adjust.
10	120392	*Flatwasher, 1/4 In.	35	48676	Lift Support, Plate Assembly	60	51943	Mower Deck
11	47523	Idler Arm Assy(Inc. Nos. 12 & 13)	36	122007	*Screw, Hex Hd, 5/16-18 x 3/8 In.	61	46512	Lift Cable
12	41471	Brake Pad	37	996419	*Flatwasher, 3/8 In.	62	39404	Clevis, Lift Cable
13	41601	Rivet, Brake Pad	38	51921	Skid	63	120372	Square Nut, 1/4-20 Thd.
14	36410	Spring	39	49879	V-Bolt	64	121222	*Cotterpin, 3/32 x 3/4 In.
15	9413534	Locknut, 3/8-16 Thd.	40	51450	Quill Assy (Incl. Nos. 41-49)	65	38522	Pin, Clevis
16	46477	Belt Retainer	41	51445	Nut	66	42424	Support, Pivot Tube
17	46476	Pulley, Idler	42	446248	Flatwasher, 11/16 In.	67	46366	Pivot Tube Assy.
18	122136	*Screw, Hex Hd, 3/8-16 x 1 3/8 In.	43	51451	Pulley	68	23763	Wheel Axle
19	47516	Shoulder Bolt	44	51449	Spacer	69	39631	Wheel & Tire Assy., 8 In.
20	47517	Bracket, Idler Arm	45	49562	Bearing	70	120123	Cotterpin
21	46877	Nut (lockout switch part)	46	50818	Spacer	71	50993	Chute Extension
22	45878	Lockwasher (lockout switch part)	47	50088	Quill Housing	72	20250	Hand Grip
23	41204	Switch, Lockout	48	50816	Dust Shield	73	49131	Lever, Height Adjust.
24	41482	Clip, Press	49	51447	Saddle & Shaft Assembly	74	29170	Spring
25	48851	Wire Assembly	50	46365	Cover, Pulley, L.H.	75	123040	*Screw, Hex Hd, 5/16-18 x 1 1/2 In.

*Standard Hardware Items - May Be Purchased Locally

36" RIDING MOWER MODEL 3506-0400



WIRING DIAGRAM

This diagram is designed to be used as a wiring diagram.

We recommend that unless you are fully qualified to make repairs on the electrical system on this unit, you take it to a competent repairman for such work or adjustments. If wiring is incorrectly hooked up, engine electrical system can be damaged.

Key No.	Part No.	Description
1	39483	Ammeter
2	40997	Switch w/Knob, Headlamp
3	40778	Knob, Headlamp Switch
4	44746	Switch, Ignition w/Keys
5	138557	Lockwasher (Switch Part)
6	48140	Locknut (Switch Part)
7	49643	Key, Ignition
8	45333	Indicator Light
9	51003	Wire Harness Assembly
10	49211	Fuse
11	997208	*Wing Nut, Nylock, 1/4-20 Thd
12	120386	*Flatwasher, 1/4 In.
13	40243	Bracket, Battery Hold-Down
14	271172	Nut, Keps, 1/4-20 Thd
15	40892	Cap, Battery
16	2838	Battery
17	110356	*Carriage Bolt, 1/4-20 x 1/2 In.
18	126211	*Carriage Bolt, 5/16-18 x 1/2 In.
19	271184	Nut, Keps, 5/16-18 Thd

Key No.	Part No.	Description
20	40234	Battery Rod
21	45877	Nut, (Lockout Switch Part)
22	45878	Lockwasher, (Lockout Switch Part)
23	41204	Switch, Lockout
24	48851	Wire Assembly, Deck Switch
25	42071	Wire Assembly, By-Pass
26	120368	Locknut, Hex, 5/16-24 Thd
27	120638	*Lockwasher, Split, 5/16 In.
28	9424215	Locknut, Hex, 1/4-20 Thd
29	121887	*Screw, Hex Hd, 1/4-20 x 3/4 In.
30	44429	Solenoid
31	9413447	Locknut, Hex, 5/16-18 Thd
32		Engine Part
33	41482	Wire Clip, Press
34	44911	Lead Wire, Headlamp
35	44085	Headlamp
36	50545	Clip, Headlamp Mounting
37	48689	Screw, Hex Wa, Taprite, 1/4-14 x 1/2 In.
38	49734	Bracket, Switch Mounting
39	68567	Decal, Danger

*Standard Hardware Items - May Be Purchased Locally.