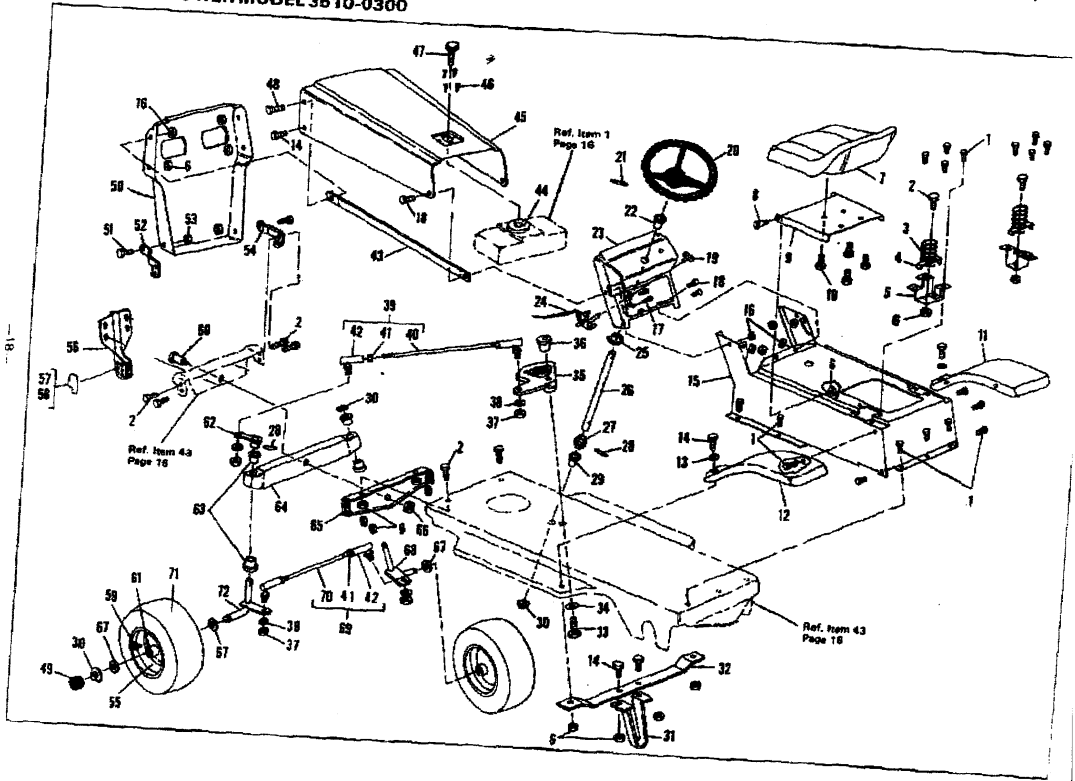


36" RIDING MOWER MODEL 3510-0300

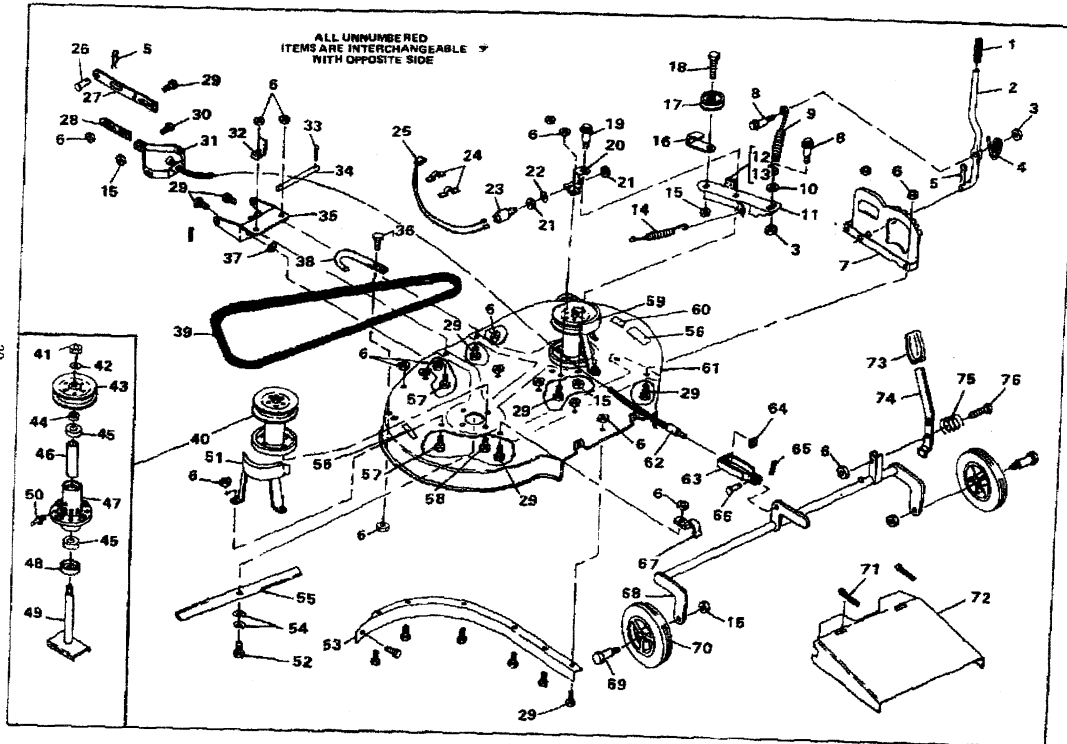


36" RIDING MOWER MODEL 3510-0300

Key No.	Part No.	Description	Key No.	Part No.	Description	Key No.	Part No.	Description
1	995346	*Screw, Taprite, 1/4-20 x 1/2 in.	27	44009	Pinion Gear	53	9413634	Locknut, 3/4-16 Thd
2	120228	*Screw, Hex Hd, 5/16-18 x 3/4 in.	28	454585	Roll Pin	54	47852	Bracket, Grille Support, R.H.
3	49335	Spring, Seat	29	39580	Bearing, Steering	55	39829	Wheel w/Bearing
4	49339	Clip, Spring	30	36625	"E" Ring	56	50719	Bracket, Deck Hanger
5	49735	Bracket, Spring Support	31	44500	Bracket, Deck Guide	57	68583	Decal, Hanger, L.H.
6	9413447	Locknut, Hex, 3/16-18 Thd	32	43964	Bracket, Deck Guide Support	58	68584	Decal, Hanger, R.H.
7	46503	Seat	33	39573	Screw, Hex Hd Lock, 3/8-24 x 1 in	59	24167	Valve Stem
8	20507	Shoulder Bolt	34	2453	Spring Washer	60	50720	Shoulder Bolt, Axle Pivot
9	51793	Seat Bracket	35	44010	Sector Gear	61	39979	Bearing
10	120834	*Screw, Hex Hd, 5/16-18 x 1 1/2 in.	36	44011	Shoulder Bolt, Sector Gear	62	49447	Arm, Steering
11	43636	Fender, R.H.	37	120369	*Nut, Hex, 3/8-24 Thd	63	50546	Bearing, Spindle
12	49637	Fender, L.H.	38	120382	*Lockwasher, Split, 3/8 in.	64	44062	Front Axle Assembly
13	445363	*Flatwasher, 5/16 in.	39	44069	Drag Link Assembly	65	43988	Bracket, Front Axle Support
14	122017	*Screw, Hex Hd, 5/16-18 x 1 in.	40	44060	Drag Link	66	274654	Locknut, Hex, 1/4-20 Thd
15	50060	Console Assembly	41	124925	Nut, Hex, 3/8-24 Thd	67	942	Flatwasher
16	9424215	Locknut, Hex, 1/4-20 Thd	42	21275	Ball Joint	68	48944	Spindle, Right
17	35287	Screw, Taprite, No. B-32 x 3/8 in.	43	52019	Brace, Grille	69	48762	Tie Rod Assembly
18	48900	Screw, Hex Wash Hd, 1/4-20 x 1 in.	44	44843	Pad, Vibration	70	48764	Tie Rod
19	39486	Knob, Throttle Control Lever	45	49156	Hood	71	411C8	Tire
20	47083	Steering Wheel	46	49080	Screw, Plasticite, 1/4-10 x 3/8 in.	72	48845	Spindle, Left
21	45696	Roll Pin	47	50988	Gas Gauge			
22	39432	Bearing, Steering	48	121900	*Screw, Hex Hd, 1/4-20 x 1 in.			
23	50077	Dash Assembly	49	40394	Hub Cap			
24	50117	Lever, Throttle Control	50	52103	Grille			
25	39492	Retaining Ring	51	120233	*Screw, Hex Hd, 3/8-16 x 1 in.			
26	44008	Shaft, Steering	52	47851	Bracket, Grille Support, L.H.			

*Standard Hardware Items - May Be Purchased Locally.

36" RIDING MOWER MODEL 3510-0300



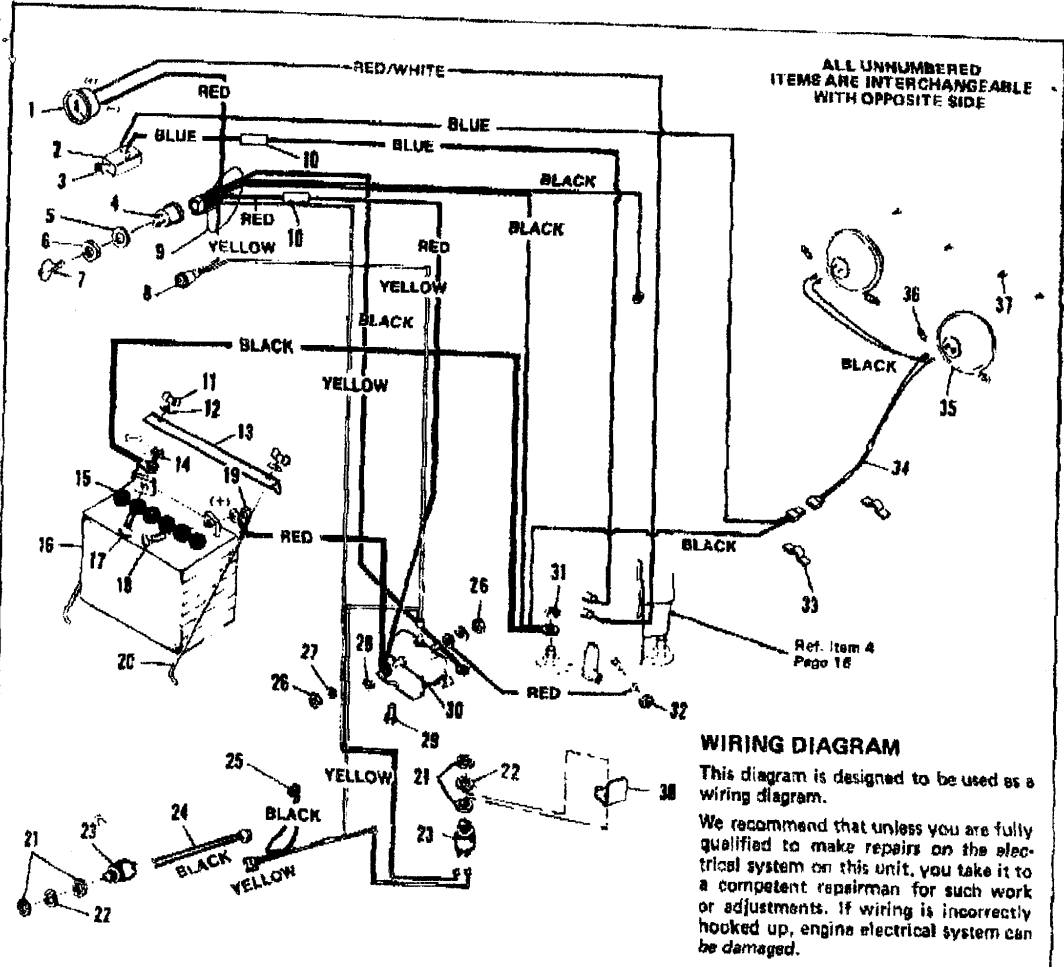
36" RIDING MOWER MODEL 3510-0300

Key No.	Part No.	Description
1	46478	Hand Grip
2	49130	Lever, Clutch
3	9424215	Locknut, 1/4-20 Thd.
4	46561	Spring, Clutch Lever
5	8260	Hairpin Cotter
6	9413447	Locknut, 5/16-18 Thd.
7	47515	Quadrant
8	46553	Shoulder Bolt
9	46399	Spring, Clutch Lever
10	120392	*Flatwasher, 1/4 In.
11	47523	Idler Arm Assy (Inc. Nos. 12 & 13)
12	41471	Brake Pad
13	41601	Rivet, Brake Pad
14	35410	Spring
15	9413534	Locknut, 3/8-16 Thd.
16	46477	Belt Retainer
17	49476	Pulley, Idler
18	122168	*Screw, Hex Hd, 3/8-16 x 1 1/2 In.
19	47516	Shoulder Bolt
20	47517	Bracket, Idler Arm
21	45877	Nut (lockout switch part)
22	45878	Lockwasher (lockout switch part)
23	41204	Switch, Lockout
24	41482	Clip, Press
25	48851	Wire Assembly

Key No.	Part No.	Description
26	47816	Pull Pin
27	49059	Bar Hitch
28	49058	Lock Bracket
29	120228	*Screw, Hex Hd, 5/16-18 x 1/2 In.
30	120918	*Screw, Hex Hd, 3/8-16 x 1 1/2 In.
31	50613	Pivot Bracket
32	48856	Bracket, Upstop
33	48675	Cotterpin, 3/16 x 1 1/4 In.
34	47814	Pin, Pivot
35	48678	Lift Support, Plate Assembly
36	122007	*Screw, Hex Hd, 5/16-18 x 3/4 In.
37	996416	*Flatwasher, 3/8 In.
38	51921	Skid
39	49878	V-Belt
40	51453	Quill Assy. (Incl. Nos. 41-50)
41	51445	Nut
42	446248	Flatwasher, 11/16 In.
43	51451	Pulley
44	51449	Spacer
45	50697	Bearing
46	50818	Spacer
47	50702	Quill Housing
48	50616	Dust Shield
49	51447	Saddle & Shaft Assembly
50	706	Grease Fitting

Key No.	Part No.	Description
51	46366	Cover, Pulley, L.H.
52	39573	Screw, Hex Hd, 3/8-24 x 1 In.
53	46367	Baffle, L.H.
54	2483	Formed Washer
55	39311	Blade, 18 In.
56	68542	Decal, Height Adjust.
57	122017	*Screw, Hex Hd, 5/16-18 x 1 In.
58	50634	Screw, Taprite, 5/16-18 x 3/4 In.
59	46364	Cover, Pulley, R.H.
60	68542	Decal, Height Adjust.
61	51943	Mower Deck
62	46512	Lift Cable
63	39404	Clevis, Lift Cable
64	120372	*Square Nut, 1/4-20 Thd.
65	121222	*Cotterpin, 3/32 x 3/4 In.
66	39522	Pin, Clevis
67	42424	Support, Pivot Tube
68	49573	Pivot Tube Assy.
69	23763	Wheel Axle
70	39831	Wheel & Tire Assy., 6 In.
71	120123	Cotterpin
72	49824	Chute Extension
73	20250	Hand Grip
74	49131	Lever, Height Adjust.
75	29170	Spring
76	122040	*Screw, Hex Hd, 5/16-18 x 1 1/2 In.

*Standard Hardware Items - May Be Purchased Locally.



WIRING DIAGRAM

This diagram is designed to be used as a wiring diagram.
 We recommend that unless you are fully qualified to make repairs on the electrical system on this unit, you take it to a competent repairman for such work or adjustments. If wiring is incorrectly hooked up, engine electrical system can be damaged.

Key No.	Part No.	Description
1	39463	Ammeter
2	40997	Switch w/Knob, Headlamp
3	40776	Knob, Headlamp Switch
4	44745	Switch, Ignition w/Keys
5	138557	Lockwasher (Switch Part)
6	48140	Locknut (Switch Part)
7	48643	Key, Ignition
8	45333	Indicator Light
9	50072	Wire Harness Assembly
10	48211	Fuse
11	997208	*Wing Nut, Nylock, 1/2-20 Thd
12	120388	*Flatwasher, 1/2 In.
13	40243	Bracket, Battery Hold-Down
14	271172	Nut, Keps, 1/2-20 Thd
15	40892	Cap, Battery
16	2838	Battery
17	110366	*Carriage Bolt, 1/2-20 x 1/2 In.
18	126211	*Carriage Bolt, 5/16-18 x 5/8 In.
19	271184	Nut, Keps, 5/16-18 Thd

Key No.	Part No.	Description
20	40234	Battery Rod
21	45877	Nut, (Lockout Switch Part)
22	45878	Lockwasher, (Lockout Switch Part)
23	41204	Switch, Lockout
24	48851	Wire Assembly, Deck Switch
25	42071	Wire Assembly, By-Pass
26	120368	Locknut, Hex, 5/16-24 Thd
27	120636	*Lockwasher, Split, 5/16 In.
28	9424215	Locknut, Hex, 1/2-20 Thd
29	121887	*Screw, Hex Hd, 1/2-20 x 3/4 In.
30	44429	Solenoid
31	9413447	Locknut, Hex, 5/16-18 Thd
32		Engine Part
33	41482	Wire Clip, Press
34	44811	Lead Wire, Headlamp
35	44085	Headlamp
36	50545	Clip, Headlamp Mounting
37	49689	Screw, Taptite, 1/4-14 x 1/4 In.
38	49734	Bracket, Switch Mounting

*Standard Hardware Items - May Be Purchased Locally.