

OWNER'S MANUAL
36" - 11 H.P. RIDING MOWER
MODEL 3510-0800

WARRANTY

Lawn Mower Division Warranty Policy

ONE YEAR LIMITED WARRANTY

For one (1) year from date of purchase by the first consumer for residential use (thirty (30) days commercial use), Lawn Mower Division warrants that it will replace free of charge, including labor, any original part of any Lawn Mower Division product found to be defective by any authorized Service Dealer or the factory, except the battery which is warranted for ninety (90) days from date of purchase.

This warranty does not cover engines, transmissions, transaxles or differentials (these items are covered by their manufacturer's own warranty). This warranty does not cover parts that have failed due to normal wear or parts that have failed subject to misuse or abuse. Transportation of the unit or parts to and from an authorized Service Dealer or the factory is the responsibility of the owner.

A step by step explanation as to what procedure should be followed for this Warranty is:

1. If a part becomes defective, contact the store where the unit was purchased for the name and address of the authorized Service Dealer nearest to you.
2. If you cannot locate an authorized Service Dealer, write Service Department of Lawn Mower Division, for the name and address of the authorized Service Dealer in your area.
3. Return the defective product, along with proof of purchase to such authorized Service Dealer for replacement of any defective part where covered by this warranty.

There is no other express warranty. Implied warranties, including those of merchantability and fitness for a particular purpose are limited to one (1) year from date of purchase. Liability for incidental or consequential damages are excluded.

Some states do not allow limitations on how long an implied warranty lasts, so the above limitation may not apply to you. Some states do not allow the exclusion of incidental or consequential damages, so the above exclusion may not apply to you. This warranty gives you specific legal rights, and you may have other rights which vary from state to state.

Lawn Mower Division

P.O. Box 377

Des Moines, Iowa 50302

UNIT PARTS AND SERVICE

This manual contains instructions for safety, assembly and maintenance. Read this manual carefully and completely so that you will know proper assembly, use and care of your unit. Also fill in and mail the warranty registration card packed with the unit. For service other than covered in this manual, contact an authorized service dealer. A nationwide parts and service organization has been established to provide locally available parts and service. A list of authorized parts distributors has been included in this manual. When ordering repair parts, always give the following information: 1. The Part Name; 2. The Part Number; 3. The Quantity desired; 4. The Full (eight digit) Model Number of the unit. The model number will be found on a plate attached to the unit.



Look for this symbol. It means -- ATTENTION! BECOME ALERT! A HAZARD TO OPERATOR, BYSTANDERS, PROPERTY OR UNIT MAY EXIST.



LAWN MOWER DIVISION
P.O. BOX 377
DES MOINES, IOWA 50302

Part No. 62388

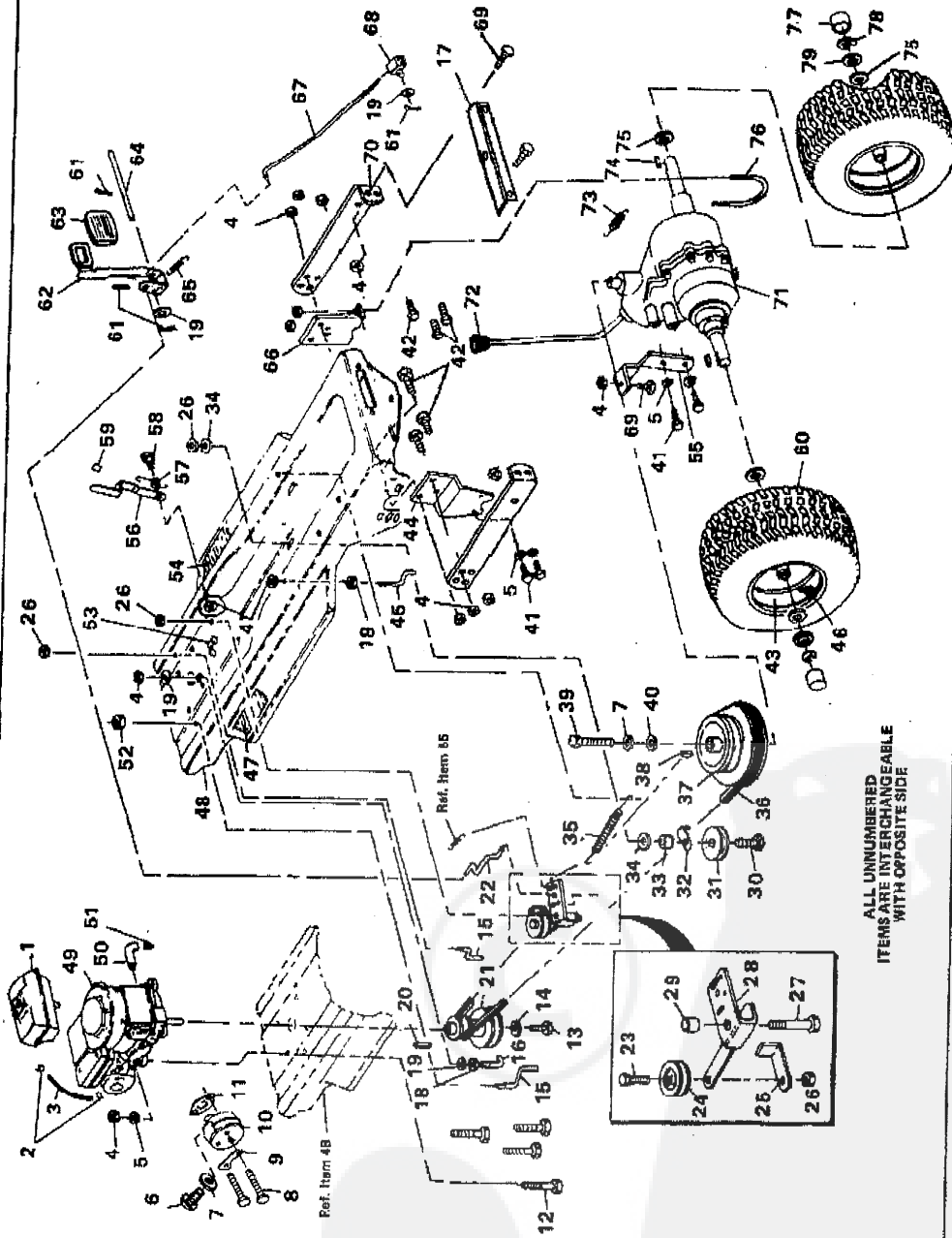
4982

Price \$1.00

Printed in U.S.A.

REPAIR PARTS

36" RIDING MOWER MODEL 351D-0800



ALL UNNUMBERED
ITEMS ARE INTERCHANGEABLE
WITH OPPOSITE SIDE

36" RIDING MOWER MODEL 3510-0800

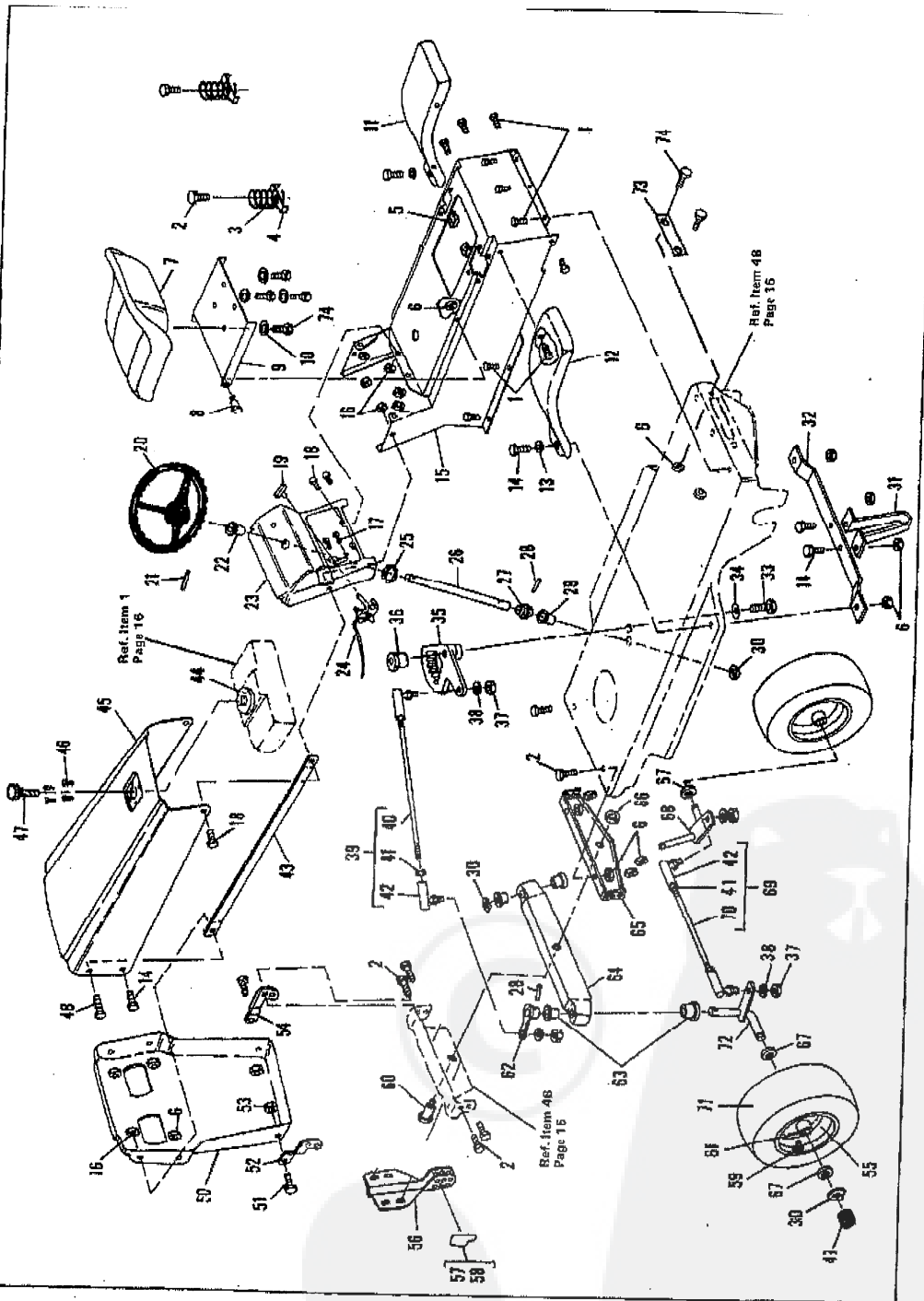
- ALWAYS GIVE THE FOLLOWING INFORMATION WHEN ORDERING REPAIR PARTS:
 1. The PART NUMBER 2. The PART NAME 3. QUANTITY DESIRED 4. The MODEL NUMBER—(As shown on Model Plate)
 SEND PART ORDERS AS PER INSTRUCTIONS ON THE FRONT PAGE
 YOUR UNIT IS RIGHT HAND (RH) OR LEFT HAND (LH) AS YOU STAND BEHIND IT.
 DO NOT USE KEY NUMBERS WHEN ORDERING REPAIR PARTS, ALWAYS USE PART NUMBERS.
 All replacement parts will be supplied in current production colors or in a neutral color.
 A handling fee is applicable to small parts orders.

Key No.	Part No.	Description	Key No.	Part No.	Description	Key No.	Part No.	Description
1	48812	Gas Tank	30	122207	*Screw, Hex Hd. 3/16 x 3 In.	59	68565	Decal, Parking Brake
2	41008	Clip, Gas Line	31	40223	Pulley, Backside Idler	60	41106	Tire
3	50118	Gas Line	32	39314	Retainer, Backside Idler	61	121222	*Pin, Cotte, 3/32 x 3/4 In.
4	9413447	Locknut, 5/16-18 Thd.	33	53270	Spacer, Backside Idler	62	52640	Brake Pedal Assembly
5	120638	*Lockwasher, Split, 5/16 In.	34	120394	*Flatwasher, 3/8 In.	63	53549	Rubber Pad, Brake Pedal
6	180020	*Screw, Hex Hd. 1/2-20 x 3/4 In.	35	51297	Spring, Main Drive	64	43956	Shaft, Brake-Clutch Pedal
7	120380	*Lockwasher, Split, 1/2 In.	36	53320	V-Belt	65	50562	Spring, Clutch Pedal
8	174063	*Screw, Hex Hd. 5/16-18 x 3 1/2 In.	37	53181	Pulley, Transaxle	66	49650	Bracket, Axle, R.H.
9		Engine Part	38	431787	Key, Woodruff, No. 61	67	49654	Rod, Brake
10	48993	Muffler	39	180022	*Screw, Hex Hd. 1/2-20 x 1 In.	68	49653	Phot. Block
11		Gasket, Muffler (Engine Part)	40	9421383	Flatwasher	69	122007	*Screw, Hex Hd. 5/16-18 x 3/4 In.
12	123049	*Screw, Hex Hd. 5/16-18 x 1 1/2 In.	41	180080	*Screw, Hex Hd. 5/16-18 x 1 1/2 In.	70	53160	Bracket, Support
13	123667	*Screw, Hex Hd. 7/16-20 x 1 In.	42	180079	Screw, Hex Hd. 5/16-18 x 1 In.	71	Transaxle	*Pearless, Model 601
14	120383	Lockwasher, Split	43	41105	Wheel	72	28483	Knob, Gear Shift
15	50653	Belt Guide, Blade Drive	44	49851	Bracket, Axle, L.H.	73	39395	Spring, Brake Return
16	48896	Belt Guide, Trans. Drive Belt	45	43991	Belt Guide, Transaxle Pulley	74	39628	Key, 3/16 x 3/16 x 2 1/2 In.
17	53630	Bracket, Hitch	46	24157	Valve Stem	75	642	Flatwasher
18	271184	*Screw, Hex Hd. 5/16-18 Thd.	47	52317	Foot Pad, L.H.	76	40124	"U" Bolt
19	120386	*Flatwasher, 1/2 In.	48	53182	Main Frame	77	40394	Hub Cap
20	33200	Key, Engine Pulley	49	Engine	See Footnote Below	78	36625	"E" Ring
21	52418	Pulley, Engine	50	45566	Oil Drain Tube	79	42815	Flatwasher
22	48860	Rod, Clutch	51	23700	Pipe Plug, 1/2 In.			
23	120918	*Screw, Hex Hd. 3/8-16 x 1 1/2 In.	52	41529	Jam Nut			
24	35374	Pulley, Idler	53	41482	Wire Clip, Press			
25	35659	Belt Retainer	54	52316	Foot Pad, R.H.			
26	9413634	Locknut, 3/8-16 Thd.	55	49652	Bracket, Stabilizing			
27	28928	Shoulder Bolt	56	60980	Arm, Parking Brake			
28	46848	Arm, Drive Idler	57	43958	Spring, Parking Brake			
29	43953	Spacer	58	40974	Shoulder Bolt, Parking Brake			

*Standard Hardware Items - May Be Purchased Locally.
 †Contact Tecumseh/Faerless authorized service dealer for parts and warranty.

Replacement engines and parts are obtainable from Engine Manufacturer's authorized Service Stations who are also to be contacted in regards to the Engine Warranty. See your Engine Manual for location of these stations.

36" RIDING MOWER MODEL 3610-0000

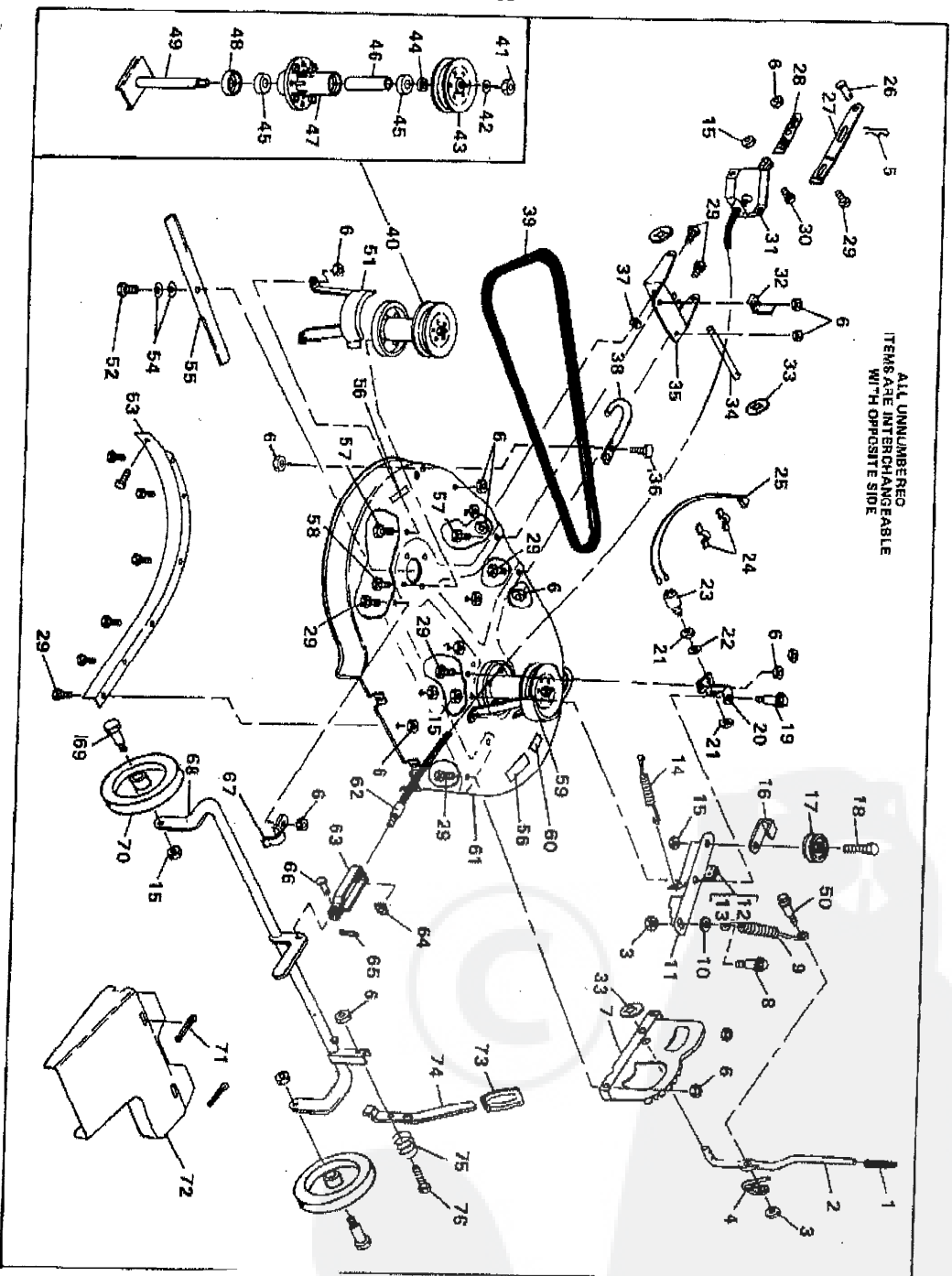


36" RIDING MOWER MODEL 3510-0800

Key No.	Part No.	Description	Key No.	Part No.	Description	Key No.	Part No.	Description
1	995346	Screw, Tapite, 1/4-20 x 1/2 In.	27	44009	Pinion Gear	53	9413534	Locknut, 3/8-16 Thd
2	120228	Screw, Hex Hd, 5/16-18 x 3/8 In.	28	454565	Roll Pin	54	47852	Bracket, Grille Support, R.H.
3	49335	Spring, Seat	29	39580	Bearing, Steering	55	39829	Wheel w/ Bearing
4	52332	Clip, Spring	30	36525	"E" Ring	56	507'9	Bracket, Deck Hanger
5	39239	Speed Nut	31	44500	Bracket, Deck Guide	57	68583	Decal, Hanger, L.H.
6	9413447	Locknut, Hex, 3/16-18 Ttd	32	43964	Bracket, Deck Guide Support	58	68584	Decal, Hanger, F.H.
7	51866	Seat	33	39573	Screw, Hex Hd Lock, 3/8-24 x 1 in.	59	24167	Valve Stem
8	20507	Shoulder Bolt	34	2483	Spring Washer	60	50720	Shoulder Bolt, Axle Pivot
9	51072	Seat Bracket	35	44010	Sector Gear	61	39979	Bearing
10	120638	Lockwasher, Split, 5/16 In. I.D.	36	44011	Shoulder Bolt, Sector Gear	62	49447	Arm, Steering
11	49636	Fender, R.H.	37	120369	Nut, Hex, 3/8-24 Thd	63	50546	Bearing, Spindle
12	49637	Fender, L.H.	38	120382	Lockwasher, Split, 3/8 In.	64	440E2	Bracket, Front Axle Assembly
13	446363	Flatwasher, 5/16 In.	39	44059	Drag Link Assembly	65	43968	Bracket, Front Axle Support
14	122017	Screw, Hex Hd, 5/16-18 x 1 In.	40	44050	Drag Link	66	274654	Locknut, Hex, 1/2-20 Thd
15	53634	Console Assembly	41	124825	Nut, Hex, 3/8-24 Thd	67	642	Flatwasher
16	9424215	Locknut, Hex, 1/4-20 Thd	42	21775	Gail Joint	68	48844	Spindle, Right
17	35287	Screw, Tapite, No. 8-32 x 3/8 In.	43	52019	Brace, Grille	69	48762	Tie Rod Assembly
18	48900	Screw, Hex Wash, Hd, 1/4-20 x 1 In.	44	44843	Pad, Vibration	70	48764	Tie Rod
19	39486	Knob, Throttle Control Lever	45	49156	Hood	71	41108	Tire
20	47083	Steering Wheel	46	49050	Screw, Plastic, 1/4-10 x 3/4 In.	72	48845	Spindle, Left
21	456836	Roll Pin	47	51578	Gas Gauge	73	53857	Plate, Cover
22	39432	Bearing, Steering	48	121900	Hub Cap	74	120834	Screw, Hex Hd, 5/16-18 x 1/2 In
23	50077	Dash Assembly	49	40394	Grille			
24	50117	Lever, Throttle Control	50	52755	Screw, Hex Hd, 3/8-16 x 1 In.			
25	39492	Retaining Ring	51	120233	Screw, Hex Hd, 3/8-16 x 1 In.			
26	44008	Shaft, Steering	52	47851	Bracket, Grille Support, L.H.			

36" RIDING MOWER MODEL 3610-0800

ALL UNNUMBERED
ITEMS ARE INTERCHANGEABLE
WITH OPPOSITE SIDE



36" RIDING MOWER MODEL 3510-0800

Key No.	Part No.	Description
1	46478	Hand Grip
2	53693	Lever, Clutch
3	9424215	Locknut, 1/2-20 Thd.
4	46361	Spring, Clutch Lever
5	8260	Hairpin Cotter
6	9413447	Locknut, 5/16-18 Thd.
7	53247	Quadrant
8	46563	Shoulder Bolt
9	52836	Spring, Clutch Lever
10	120392	Flatwasher, 3/4 In.
11	53055	Idler Arm Assy Inc. Nos. 12 & 13
12	41471	Brake Pad
13	41601	Rivet, Brake Pad
14	35470	Spring
15	9413634	Locknut, 3/8-16 Thd.
16	52695	Belt Retainer
17	52894	Pulley, Idler
18	122168	Screw, Hex Hd, 3/8-16 x 1 3/4 In.
19	47516	Shoulder Bolt
20	47517	Bracket, Idler Arm
21	45877	Nut (lockout switch part)
22	45878	Lockwasher (lockout switch part)
23	41204	Switch, Lockout
24	41492	Cup, Press
25	48951	Wife Assembly

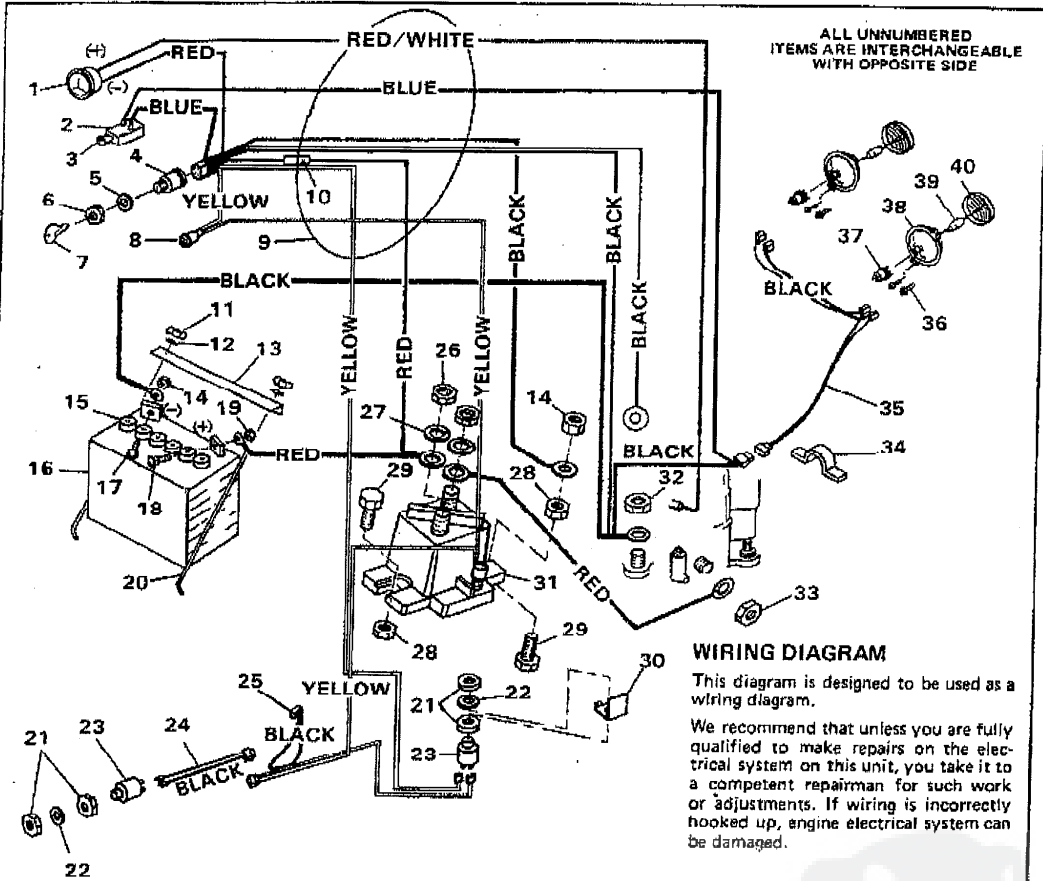
*Standard Hardware Items - May Be Purchased Locally.

Key No.	Part No.	Description
26	47816	Pull Pin
27	49058	Bar Hitch
28	49058	Lock Bracket
29	120228	Screw, Hex Hd, 5/16-18 x 5/8 In.
30	120918	Screw, Hex Hd, 3/8-16 x 1 1/2 In.
31	50613	Pivot Bracket
32	52385	Bracket, Upstop
33	53697	Push Nut
34	53815	Pin, Pivot
35	48676	Lift Support, Plate Assembly
36	122007	Screw, Hex Hd, 5/16-18 x 3/4 In.
37	996416	Flatwasher, 3/8 In.
38	51921	Skid
39	49878	V-Belt
40	51450	Quill Assy. (Incl. Nos. 47-49)
41	51445	Nut
42	446248	Flatwasher, 11/16 In.
43	51451	Pulley
44	51449	Spacer
45	49962	Bearing
46	50818	Spacer
47	50088	Quill Housing
48	50816	Dust Shield
49	51447	Saddle & Shaft Assembly
50	63696	Shoulder Bolt

Key No.	Part No.	Description
51	46385	Cover, Pulley, L.H.
52	39573	Screw, Hex Hd, 3/8-24 x 1 In.
53	46367	Barfile, L.H.
54	2483	Formet Washer
55	39311	Blade, 18 In.
56	68542	Decal
57	122017	Screw, Hex Hd, 5/16-18 x 1 In.
58	60634	Screw, Tapite, 5/16-18 x 3/8 In.
59	46364	Cover, Pulley, R.H.
60	68882	Decal, Height Adjust.
61	51943	Mower Deck
62	46487	Lift Cable
63	39404	Clevis, Lift Cable
64	120372	Square Nut, 1/2-20 Thd.
65	121222	Cotterpin, 3/32 x 3/4 In.
66	39522	Pin, Clevis
67	51985	Support, Pivot Tube
68	52613	Pivot Tube Assy.
69	23763	Wheel Axle
70	52584	Wheel
71	120123	Cotterpin
72	53559	Chute Extension
73	20250	Hand Grip
74	49131	Lever, Height Adjust.
75	53246	Spring
76	120896	Screw, Hex Hd, 5/16-18 x 2 1/4 In.

46512

36" RIDING MOWER MODEL 3510-0800



WIRING DIAGRAM

This diagram is designed to be used as a wiring diagram.

We recommend that unless you are fully qualified to make repairs on the electrical system on this unit, you take it to a competent repairman for such work or adjustments. If wiring is incorrectly hooked up, engine electrical system can be damaged.

Key No.	Part No.	Description
1	39463	Ammeter
2	40997	Switch w/Knob, Headlight
3	40778	Knob, Headlight Switch
4	52583	Switch, Ignition w/Keys
5	138557	Lockwasher (Switch Part)
6	48140	Locknut (Switch Part)
7	49643	Key, Ignition
8	45333	Ignition Light
9	52791	Wire Harness Assembly
10	49211	Fuac
11	997208	Wing Nut, Nylock, 1/4-20 Thd.
12	120386	Flatwasher, 1/4 In.
13	40243	Bracket, Battery, Hold-Down
14	271172	Nut, Keps, 1/4-20 Thd.
15	40892	Cap, Battery
16	52936	Battery
17	126203	Carriage Bolt, 1/4-20 x 3/8 In.
18	126216	Carriage Bolt, 5/16-18 x 3/4 In.
19	271184	Nut, Keps, 5/16-18 Thd.
20	40234	Battery Rod
21	45877	Nut (Lockout Switch Part)
22	45878	Lockwasher (Lockout Switch Part)

Key No.	Part No.	Description
23	41204	Switch, Lockout
24	48851	Wire Assembly, Deck Switch
25	42071	Wire Assembly, By-Pass
26	120368	Locknut, Hex, 5/16-24 Thd.
27	138485	Washer, Shakeproof
28	9424215	Locknut, Hex, 1/4-20 Thd.
29	121900	Screw, Hex Hd, 1/4-20 x 1 in.
30	49734	Bracket, Switch Mounting
31	53716	Solenoid
32	9413447	Locknut, Hex, 5/16-18 Thd.
33		Engine Part
34	41482	Wire Clip, Press
35	52800	Lead Wire, Headlamp
36	60668	Screw, Hex Wa. Hd, No. 10-14 x 1/2 In.
37	52573	Socket, Headlight
38	52571	Bezel, Headlight
39	52572	Bulb, Headlight
40	52570	Lens, Headlight