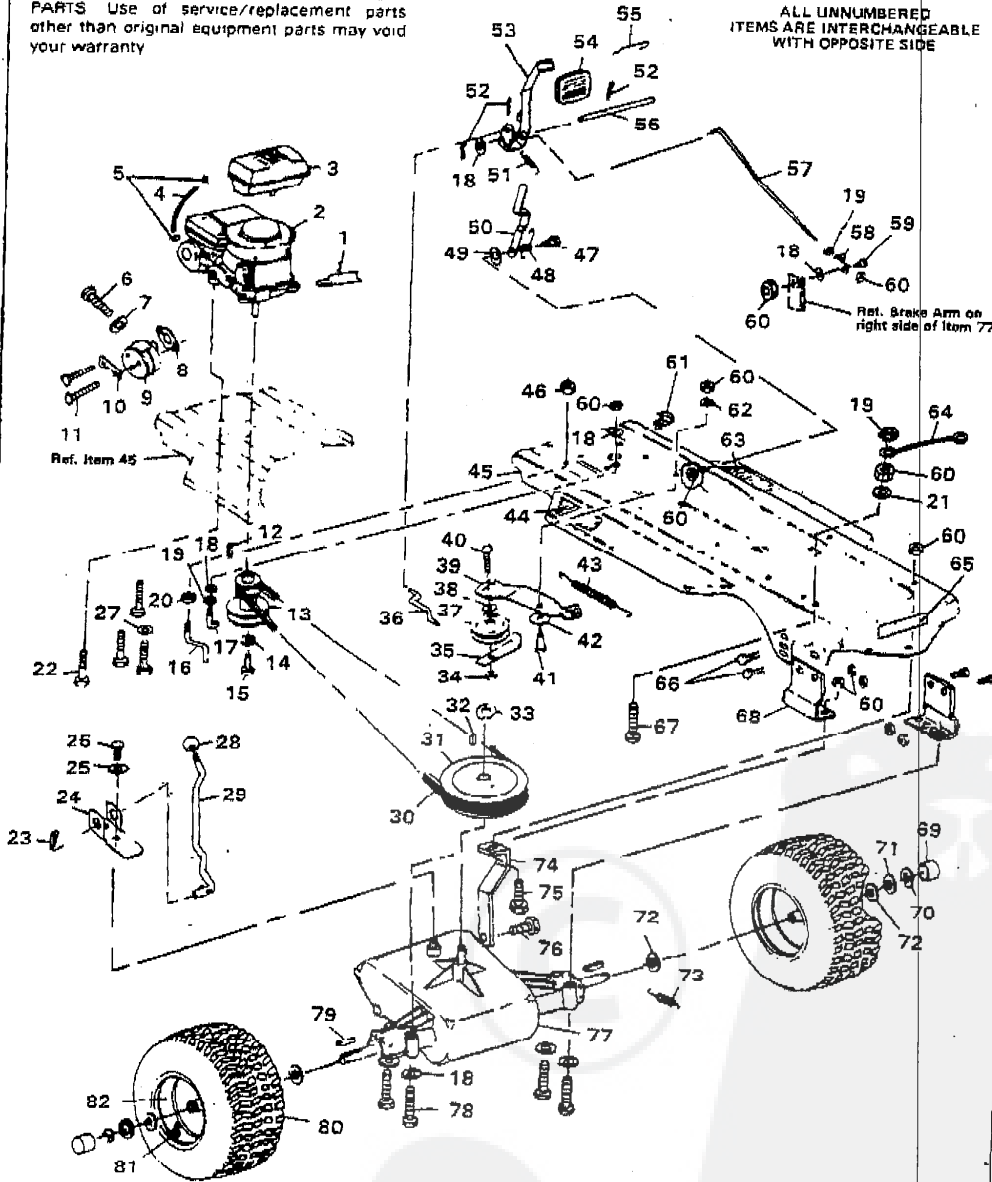


### REPAIR PARTS

#### 36" RIDING MOWER MODEL 3560-72

**NOTE: ALWAYS USE ORIGINAL EQUIPMENT PARTS** Use of service/replacement parts other than original equipment parts may void your warranty

ALL UNNUMBERED ITEMS ARE INTERCHANGEABLE WITH OPPOSITE SIDE



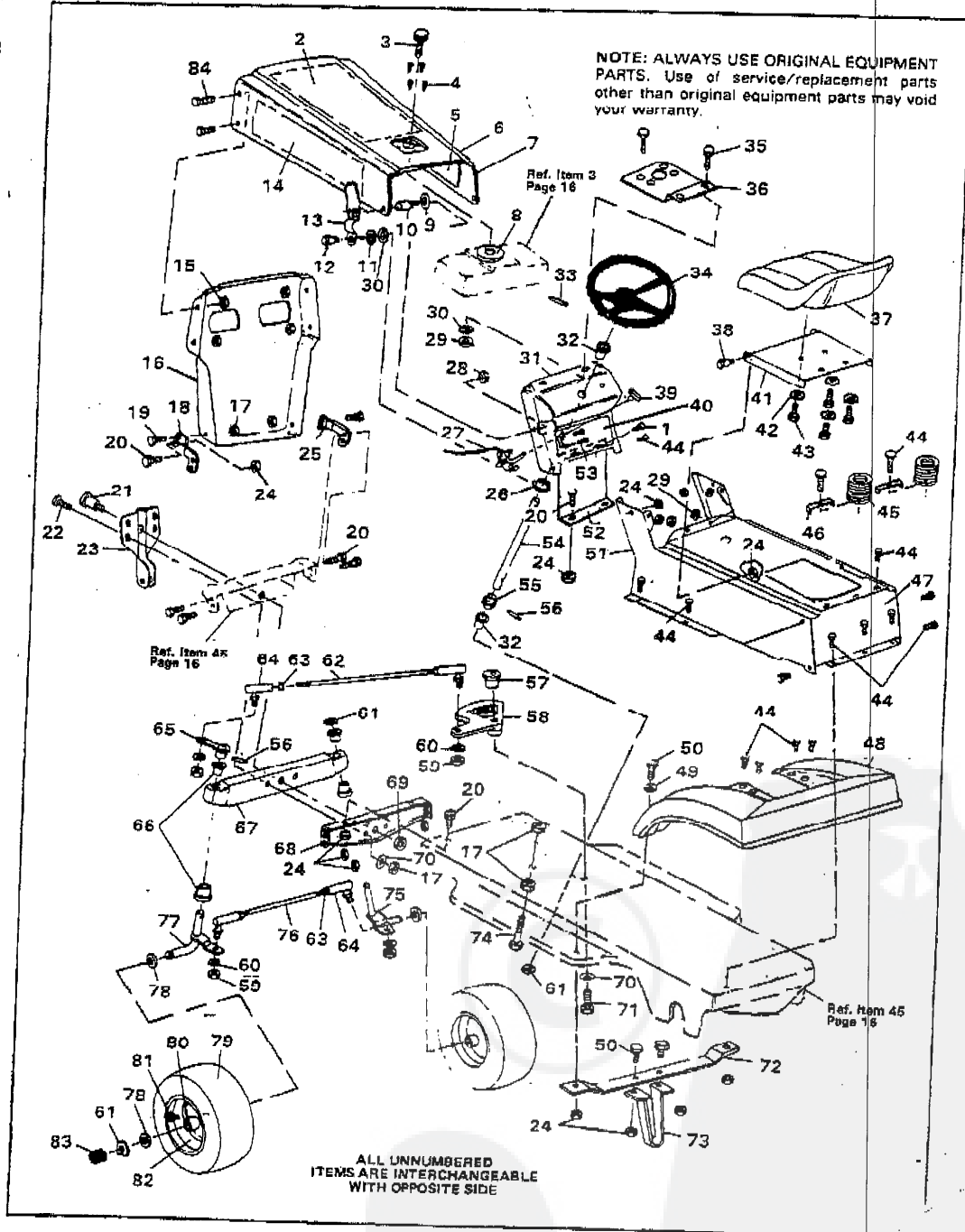
**36" RIDING MOWER MODEL 3560-72**

ALWAYS GIVE THE FOLLOWING INFORMATION WHEN ORDERING REPAIR PARTS:  
 1. The PART NUMBER; 2. The PART NAME; 3. QUANTITY DESIRED; 4. The MODEL NUMBER (As shown on Model Plate)  
 SEND PART ORDERS AS PER INSTRUCTIONS ON THE FRONT PAGE  
 YOUR UNIT IS RIGHT HAND (RH) OR LEFT HAND (LH) AS YOU STAND BEHIND IT.  
 DO NOT USE KEY NUMBERS WHEN ORDERING REPAIR PARTS, ALWAYS USE PART NUMBERS.  
 All replacement parts will be supplied in current production colors or in a neutral color.  
 A handling fee is applicable to small parts orders.

| Key No. | Part No. | Description                        | Key No. | Part No.  | Description                           |
|---------|----------|------------------------------------|---------|-----------|---------------------------------------|
| 1       | 54873    | Trough, Oil Drain                  | 43      | 49276     | Spring, Main Drive                    |
| 2       | Engine   | §See Footnote Below                | 44      | 54956     | Foot Pad, L.H.                        |
| 3       | 48812    | Gas Tank                           | 45      | 54751     | Main Frame                            |
| 4       | 48048    | Gas Line                           | 46      | 41529     | Locknut, 3/16 Thd.                    |
| 5       | 41008    | Clip, Gas Line                     | 47      | 40974     | Shoulder Bolt, Parking Brake          |
| 6       | 120706   | Screw, Hex Hd, 1/4-20 x 1/2 In.    | 48      | 43968     | Spring, Parking Brake                 |
| 7       | 120380   | Lockwasher, Split, 1/4 In.         | 49      | 32327     | Wave Washer                           |
| 8       |          | Gasket, Muffler (Engine Part)      | 50      | 50980     | Arm, Parking Brake                    |
| 9       | 49993    | Muffler                            | 51      | 50562     | Spring, Clutch Pedal                  |
| 10      |          | Engine Part                        | 52      | 121222    | Pin, Cotter, 3/32 x 3/4 In.           |
| 11      | 173063   | Screw, Hex Hd, 5/16-18 x 3 1/2 In. | 53      | 55722     | Brake Pedal Assembly                  |
| 12      | 39200    | Key, Engine Pulley                 | 54      | 53979     | Rubber Pad, Brake Pedal               |
| 13      | 55796    | Pulley, Engine                     | 55      | 55025     | Retainer, Pad, Brake Pedal            |
| 14      | 120383   | Lockwasher, Split, 7/16 In.        | 56      | 43956     | Shaft, Brake-Clutch Pedal             |
| 15      | 123567   | Screw, Hex Hd, 7/16-20 x 1 In.     | 57      | 54716     | Rod, Brake                            |
| 16      | 50653    | Belt Guide, Blade Drive            | 58      | 54723     | Bracket, Brake Rod                    |
| 17      | 49896    | Belt Guide, Trans. Drive Belt      | 59      | 20507     | Shoulder Bolt                         |
| 18      | 120386   | Flatwasher, 1/4 In.                | 60      | 9413447   | Locknut, Hex 5/16-18 Thd.             |
| 19      | 271184   | Nut, Hex, Keps, 5/16-18 Thd.       | 61      | 64888     | Retainer, Wire                        |
| 20      | 271190   | Nut, Hex, Keps, 3/8-16 Thd.        | 62      | 45602     | Washer                                |
| 21      | 138485   | Washer, Ext. Lock, 5/16 In.        | 63      | 54618     | Foot Pad, R.H.                        |
| 22      | 50947    | Screw, Hex Hd, 3/8-16 x 1 1/4 In.  | 64      | 55511     | Ground Wire                           |
| 23      | 137185   | Pin, Cotter, 1/8 x 1 In.           | 65      | 68542     | Decal, Caution                        |
| 24      | 56256    | Shift Bracket                      | 66      | 120228    | Screw, Hex Hd, 5/16-18 x 3/4 In.      |
| 25      | 57157    | Washer                             | 67      | 122017    | Screw, Hex Hd, 5/16-18 x 1 In.        |
| 26      | 56255    | Screw, Nylock, 1/4-28 x 3/4 In.    | 68      | 53768     | Bracket, Axle                         |
| 27      | 138489   | Washer, Ext. Lock, 1/2 In.         | 69      | 40394     | Hub Cap                               |
| 28      | 55514    | Knob, Gear Shift                   | 70      | 36626     | "E" Ring                              |
| 29      | 55526    | Shift Lever                        | 71      | 42815     | Flatwasher                            |
| 30      | 54768    | V-Belt                             | 72      | 642       | Flatwasher                            |
| 31      | 55520    | Pulley, Transaxle                  | 73      | 35410     | Spring, Brake Return                  |
| 32      | 3021     | Key, Woodruff, No. 606             | 74      | 54713     | Bracket, Stabilizer                   |
| 33      | 22053    | Retaining Ring                     | 75      | 122007    | Screw, Hex Hd, 5/16-18 x 3/4 In.      |
| 34      | 9413534  | Locknut, Hex, 3/8-16 Thd.          | 76      | 35498     | Screw, Hex Wa. Tap, 5/16-18 x 3/4 In. |
| 35      | 39659    | Belt Retainer                      | 77      | Transaxle | †Peerless 4 speed, Model 900          |
| 36      | 43980    | Rod, Clutch                        | 78      | 180112    | Screw, Hex Hd, 5/16-18 x 2 1/2 In.    |
| 37      | 35374    | Pulley, Idler                      | 79      | 39628     | Key, 3/16 x 3/16 x 2 1/2 In.          |
| 38      | 274517   | Flatwasher, 25/64 In.              | 80      | 41106     | Tire                                  |
| 39      | 53762    | Idler Arm                          | 81      | 24167     | Valve Stem                            |
| 40      | 46892    | Carriage Bolt, 3/8-16 x 1 1/4 In.  | 82      | 41105     | Wheel                                 |
| 41      | 41890    | Shoulder Bolt                      | 83      | 62978     | Owner's Manual (English)              |
| 42      | 4107     | Washer                             | 84      | 62977     | Owner's Manual (French)               |

\*Standard Hardware Items - May Be Purchased Locally.  
 †Contact Tecumseh/Peerless authorized service dealer for parts and warranty.  
 §Contact Engine Manufacturer's authorized service dealer (See Engine Manual) for parts and warranty.

36" RIDING MOWER MODEL 3560-72

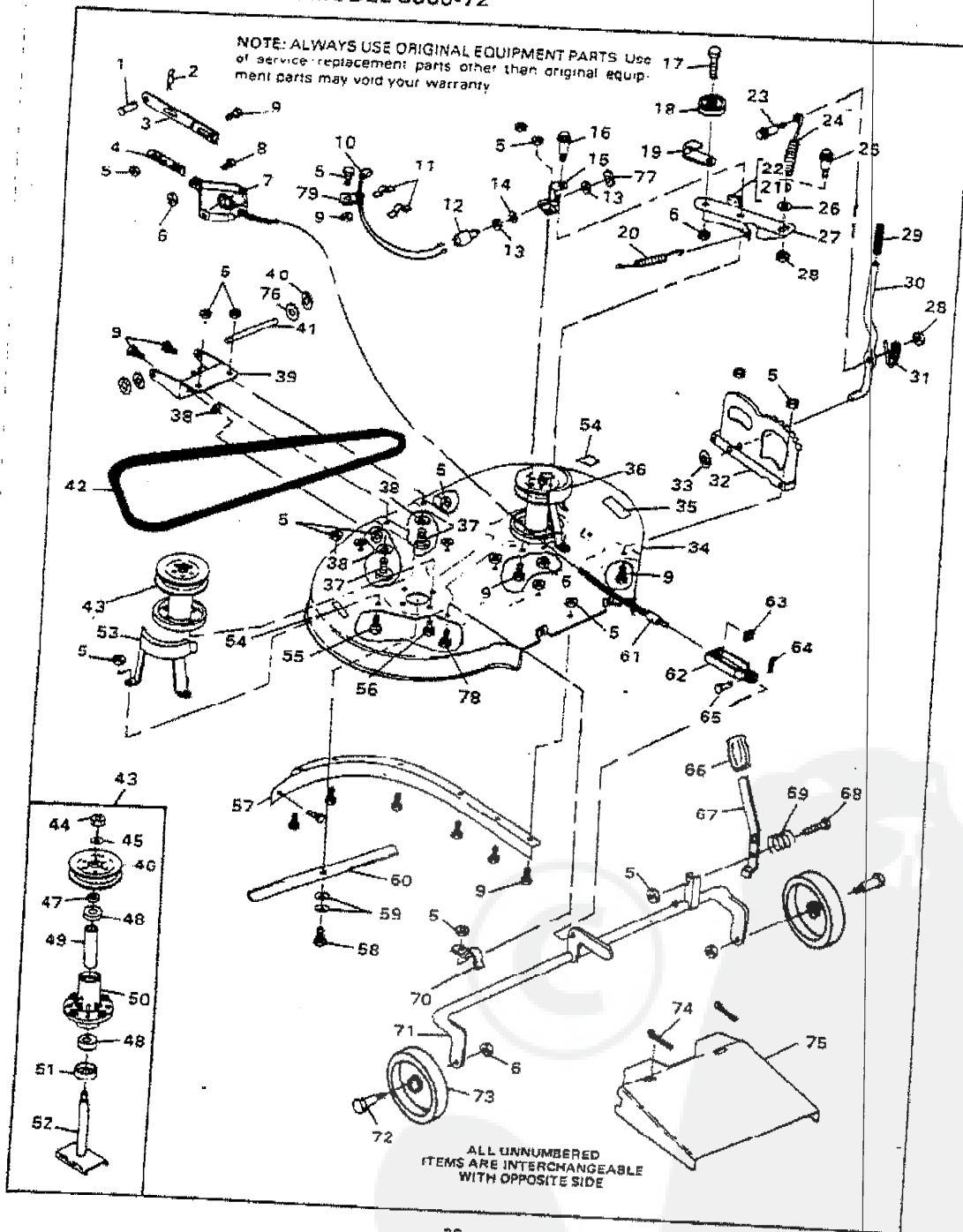


36" RIDING MOWER MODEL 3560-72

| Key No. | Part No. | Description                         | Key No. | Part No. | Description                         |
|---------|----------|-------------------------------------|---------|----------|-------------------------------------|
| 1       | 274672   | Screw, Hex Wa. Hd. 1/4-20 x 3/8 In. | 43      | 120834   | Screw, Hex Hd. 5/16-18 x 1 1/2 In.  |
| 2       | 55932    | Foam Pad, Hood Top                  | 44      | 995346   | Screw, Taprite, 1/4-20 x 1/2 In.    |
| 3       | 50988    | Gas Gauge                           | 45      | 56220    | Spring, Seat                        |
| 4       | 49050    | Screw, Plastics, 1/4-10 x 3/4 In.   | 46      | 56060    | Clip, Seat Spring                   |
| 5       | 55834    | Foam Pad, Hood, R.H.                | 47      | 56235    | Cover, Rear Console                 |
| 6       | 53954    | Hood                                | 48      | 52470    | Fender Assembly                     |
| 7       | 55040    | Edging, Hood                        | 49      | 446363   | Flatwasher, 5/16 In.                |
| 8       | 54885    | Pad, Vibration                      | 50      | 122017   | Screw, Hex Hd. 5/16-18 x 1 In.      |
| 9       | 138538   | Lockwasher, Int. Tooth, 5/16 In.    | 51      | 56226    | Console Assembly                    |
| 10      | 53446    | Pin, Hood Latch                     | 52      | 56537    | Bulkhead, Console                   |
| 11      | 120394   | Flatwasher, 13/32 In.               | 53      | 3R287    | Screw, Taprite, No. 8-32 x 3/8 In.  |
| 12      | 8482     | Shoulder Bolt                       | 54      | 44008    | Shaft, Steering                     |
| 13      | 57159    | Latch, Hood                         | 55      | 44009    | Pinion Gear                         |
| 14      | 55833    | Foam Pad, Hood, L.H.                | 56      | 454565   | Roll Pin                            |
| 15      | 50352    | Locknut, Wide Flange, 1/4-20 Thd.   | 57      | 44011    | Shoulder Bolt, Sector Gear          |
| 16      | 53402    | Grille                              | 58      | 48543    | Sector Gear                         |
| 17      | 9413534  | Locknut, 3/8-16 Thd.                | 59      | 120369   | Nut, Hex, 3/8-24 Thd.               |
| 18      | 56259    | Bracket, Grille Support, L.H.       | 60      | 120382   | Lockwasher, Split, 3/8 In.          |
| 19      | 120233   | Screw, Hex Hd. 3/8-16 x 1 In.       | 61      | 36625    | "E" Ring                            |
| 20      | 120228   | Screw, Hex Hd. 5/16-18 x 3/8 In.    | 62      | 56190    | Drag Link                           |
| 21      | 50720    | Shoulder Bolt, Axle Pivot           | 63      | 124923   | Nut, 3/8-24 Thd.                    |
| 22      | 122201   | Screw, Hex Hd. 3/8-16 x 2 3/8 In.   | 64      | 21275    | Ball Joint                          |
| 23      | 56261    | Bracket, Deck Hanger                | 65      | 49447    | Arm, Steering                       |
| 24      | 9413447  | Locknut, Hex. 3/16-18 Thd.          | 66      | 50646    | Bearing, Spindle                    |
| 25      | 56260    | Bracket, Grille Support, R.H.       | 67      | 56400    | Front Axle Assembly                 |
| 26      | 39492    | Retaining Ring                      | 68      | 56362    | Bracket, Front Axle Support         |
| 27      | 50117    | Lever, Throttle Control             | 69      | 274654   | Locknut, Hex. 1/4-20 Thd.           |
| 28      | 45174    | Locknut, Wide Flange, 1/4-20 Thd.   | 70      | 2483     | Spring Washer                       |
| 29      | 9424215  | Locknut, Hex. 1/4-20 Thd.           | 71      | 39573    | Screw, Hex Hd. Lock, 3/8-24 x 1 In. |
| 30      | 120386   | Flatwasher                          | 72      | 43964    | Bracket, Deck Guide Support         |
| 31      | 53951    | Dash Assembly                       | 73      | 44500    | Bracket, Deck Guide                 |
| 32      | 54902    | Bearing, Steering                   | 74      | 49930    | Upstop Bolt                         |
| 33      | 456836   | Spring Pin, 1/4 x 2 1/4 In.         | 75      | 55518    | Spindle, Right                      |
| 34      | 55633    | Steering Wheel                      | 76      | 55666    | Tie Rod                             |
| 35      | 120854   | Screw, Hex Hd. 1/4-20 x 3/8 In.     | 77      | 55519    | Spindle, Left                       |
| 36      | 55387    | Bracket, Support, Gas Tank          | 78      | 642      | Flatwasher, 3/8 In.                 |
| 37      | 52656    | Seat                                | 79      | 41108    | Tire                                |
| 38      | 20507    | Shoulder Bolt                       | 80      | 39979    | Bearing                             |
| 39      | 39486    | Knob, Throttle Control Lever        | 81      | 24167    | Valve Stem                          |
| 40      | 70036    | Decal, Lower Dash                   | 82      | 39829    | Wheel w/Bearing                     |
| 41      | 56199    | Seat Bracket                        | 83      | 40394    | Hubcap                              |
| 42      | 120638   | Lockwasher, Split, 5/16 In.         | 84      | 273243   | Screw, Hex Hd. 1/4-20 x 3/8 In.     |

\*Standard Hardware Items - May Be Purchased Locally.

### 36" RIDING MOWER MODEL 3560-72

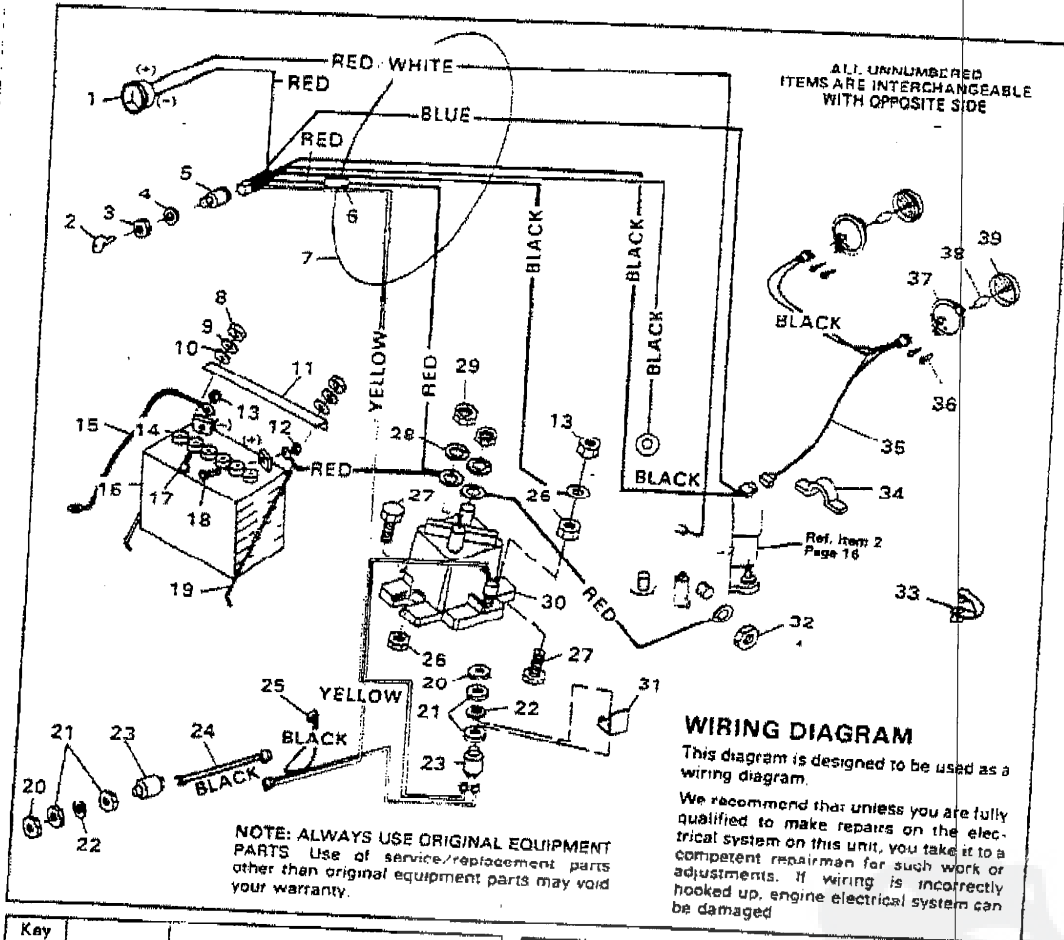


36" RIDING MOWER MODEL 3560-72

| Key No. | Part No. | Description                          | Key No. | Part No. | Description                        |
|---------|----------|--------------------------------------|---------|----------|------------------------------------|
| 1       | 47816    | Pull Pin                             | 40      | 20864    | "E" Ring                           |
| 2       | 56180    | Hairpin Cotter                       | 41      | 55724    | Pin, Pivot                         |
| 3       | 49059    | Bar Hitch                            | 42      | 48044    | V-Belt                             |
| 4       | 49058    | Lock Bracket                         | 43      | 56424    | Quill Assembly (Incl. Nos. 44-52)  |
| 5       | 9413447  | Locknut, 5/16-18 Thd.                | 44      | 51445    | Locknut, Flange                    |
| 6       | 9413534  | Locknut, 3/8-18 Thd.                 | 45      | 56365    | Flatwasher                         |
| 7       | 50613    | Pivot Bracket                        | 46      | 56390    | Pulley                             |
| 8       | 120918   | Screw, Hex Hd, 3/8-16 x 1 1/2 In.    | 47      | 51449    | Spacer                             |
| 9       | 120228   | Screw, Hex Hd, 5/16-18 x 3/8 In.     | 48      | 49582    | Bearing                            |
| 10      | 48851    | Wire Assembly                        | 49      | 50818    | Spacer, Tube                       |
| 11      | 41482    | Clip, Press                          | 50      | 55547    | Quill Casting                      |
| 12      | 41204    | Switch, Lockout                      | 51      | 50616    | Dust Shield                        |
| 13      | 45877    | Nut (Lockout Switch Part)            | 52      | 56425    | Saddle and Shaft Assembly          |
| 14      | 45878    | Lockwasher (Lockout Switch Part)     | 53      | 48365    | Cover, Pulley, L.H.                |
| 15      | 47517    | Bracket, Idler Arm                   | 54      | 68542    | Decal, Caution                     |
| 16      | 47516    | Shoulder Bolt                        | 55      | 122017   | Screw, Hex Hd, 5/16-18 x 1 In.     |
| 17      | 122168   | Screw, Hex Hd, 3/8-16 x 1 3/8 In.    | 56      | 50634    | Screw, Tapite, 5/16-18 x 3/8 In.   |
| 18      | 52694    | Pulley, Idler                        | 57      | 55655    | Baffle, L.H.                       |
| 19      | 52695    | Belt Retainer                        | 58      | 39573    | Screw, Hex Hd, 3/8-24 x 1 In.      |
| 20      | 35410    | Spring                               | 59      | 2483     | Formed Washer                      |
| 21      | 41801    | Rivet, Brake Pad                     | 60      | 56821    | Blade, 18 In.                      |
| 22      | 41471    | Brake Pad                            | 61      | 55880    | Lift Cable                         |
| 23      | 53696    | Shoulder Bolt                        | 62      | 39404    | Clevis, Lift Cable                 |
| 24      | 52636    | Spring, Clutch Lever                 | 63      | 120372   | Nut, Square, 1/4-20 Thd.           |
| 25      | 46563    | Shoulder Bolt                        | 64      | 8260     | Hairpin Cotter                     |
| 26      | 120382   | Flatwasher, 9/32 In.                 | 65      | 39522    | Pin, Clevis                        |
| 27      | 53055    | Idler Arm Assy. (Incl. Nos. 21 & 22) | 66      | 20250    | Hand Grip                          |
| 28      | 9424215  | Locknut, 1/4-20 Thd.                 | 67      | 49131    | Lever, Height Adjust               |
| 29      | 46478    | Hand Grip                            | 68      | 120696   | Screw, Hex Hd, 5/16-18 x 2 1/4 In. |
| 30      | 53693    | Lever, Clutch                        | 69      | 53248    | Spring                             |
| 31      | 46561    | Spring, Clutch Lever                 | 70      | 51965    | Support, Pivot Tube                |
| 32      | 53247    | Quadrant                             | 71      | 52613    | Pivot Tube Assembly                |
| 33      | 53697    | Push Nut                             | 72      | 23763    | Wheel Axle                         |
| 34      | 55663    | Mower Deck                           | 73      | 82584    | Wheel                              |
| 35      | 68882    | Decal, Height Adjust                 | 74      | 120123   | Pin, Cotter, 3/8 x 1 1/4 In.       |
| 36      | 46364    | Cover, Pulley, R.H.                  | 75      | 50993    | Chute Extension                    |
| 37      | 122007   | Screw, Hex Hd, 5/16-18 x 3/4 In.     | 76      | 996425   | Flatwasher                         |
| 38      | 986416   | Flatwasher, 3/8 In.                  | 77      | 56635    | Nut, Hex                           |
| 39      | 48676    | Lift Support, Plate Assembly         | 78      | 120834   | Screw, Hex Hd, 5/16-18 x 1/2 In.   |
|         |          |                                      | 79      | 56546    | Retainer, Wire                     |

\*Standard Hardware Items - May Be Purchased Locally.

36" RIDING MOWER MODEL 3560-72



| Key No. | Part No. | Description                       |
|---------|----------|-----------------------------------|
| 1       | 39463    | Ammeter                           |
| 2       | 49643    | Key, Ignition                     |
| 3       | 48140    | Locknut, (Switch Part)            |
| 4       | 138557   | Lockwasher (Switch Part)          |
| 5       | 52583    | Switch, Ignition w/Keys           |
| 6       | 49211    | Fuse                              |
| 7       | 56349    | Wire Harness Assembly             |
| 8       | 120375   | *Nut, Hex, 1/4-20 Thd             |
| 9       | 120380   | *Lockwasher, Split, 1/4 In.       |
| 10      | 9424215  | Locknut, Hex, 1/4-20 Thd          |
| 11      | 56300    | Bracket, Battery Hold-Down        |
| 12      | 271184   | *Nut, Keps, 5/16-18 Thd           |
| 13      | 271172   | *Nut, Keps, 1/4-20 Thd            |
| 14      | 40892    | Cap, Battery                      |
| 15      | 55511    | Ground Wire                       |
| 16      | 52936    | Battery                           |
| 17      | 128203   | *Carriage Bolt, 1/4-20 x 5/8 In.  |
| 18      | 126216   | *Carriage Bolt, 5/16-18 x 3/4 In. |
| 19      | 40234    | Battery Rod                       |
| 20      | 56635    | Nut, Hex, 15/32-32 Thd            |

| Key No. | Part No. | Description                          |
|---------|----------|--------------------------------------|
| 21      | 45877    | Nut (Lockout Switch Part)            |
| 22      | 45878    | Lockwasher (Lockout Switch Part)     |
| 23      | 41204    | Switch, Lockout                      |
| 24      | 49851    | Wire Assembly, Deck Switch           |
| 25      | 42071    | Wire Assembly, By-Pass               |
| 26      | 9424215  | Locknut, Hex, 1/4-20 Thd             |
| 27      | 187745   | *Screw, Hex Hd, 1/4-20 x 3/4 In.     |
| 28      | 138485   | Lockwasher, Ext. Tooth, 5/16 In.     |
| 29      | 120368   | Locknut, Hex, 5/16-24 Thd            |
| 30      | 53716    | Solenoid                             |
| 31      | 49734    | Bracket, Switch Mounting             |
| 32      |          | Engine Part                          |
| 33      | 54068    | Retainer, Wire                       |
| 34      | 41482    | Wire Clip, Press                     |
| 35      | 56189    | Lead Wire, Headlight                 |
| 36      | 50868    | Screw, Hex Wa Hd, No. 10-14 x 1/2 In |
| 37      | 52571    | Bezel, Headlight                     |
| 38      | 52572    | Bulb, Headlight                      |
| 39      | 52570    | Lens, Headlight                      |