

REPAIR PARTS

32" RIDING MOWER MODEL 3595-0800

ALWAYS GIVE THE FOLLOWING INFORMATION WHEN ORDERING REPAIR PARTS:
 1. The PART NUMBER; 2. The PART NAME; 3. QUANTITY DESIRED; 4. The MODEL NUMBER (As shown on Model Plate)
 SEND PART ORDERS AS PER INSTRUCTIONS ON THE FRONT PAGE
 YOUR UNIT IS RIGHT HAND (RH) OR LEFT HAND (LH) AS YOU STAND BEHIND IT.
 DO NOT USE KEY NUMBERS WHEN ORDERING REPAIR PARTS. ALWAYS USE PART NUMBERS.
 All replacement parts will be supplied in current production colors or in a neutral color.
 A handling fee is applicable to small parts orders.

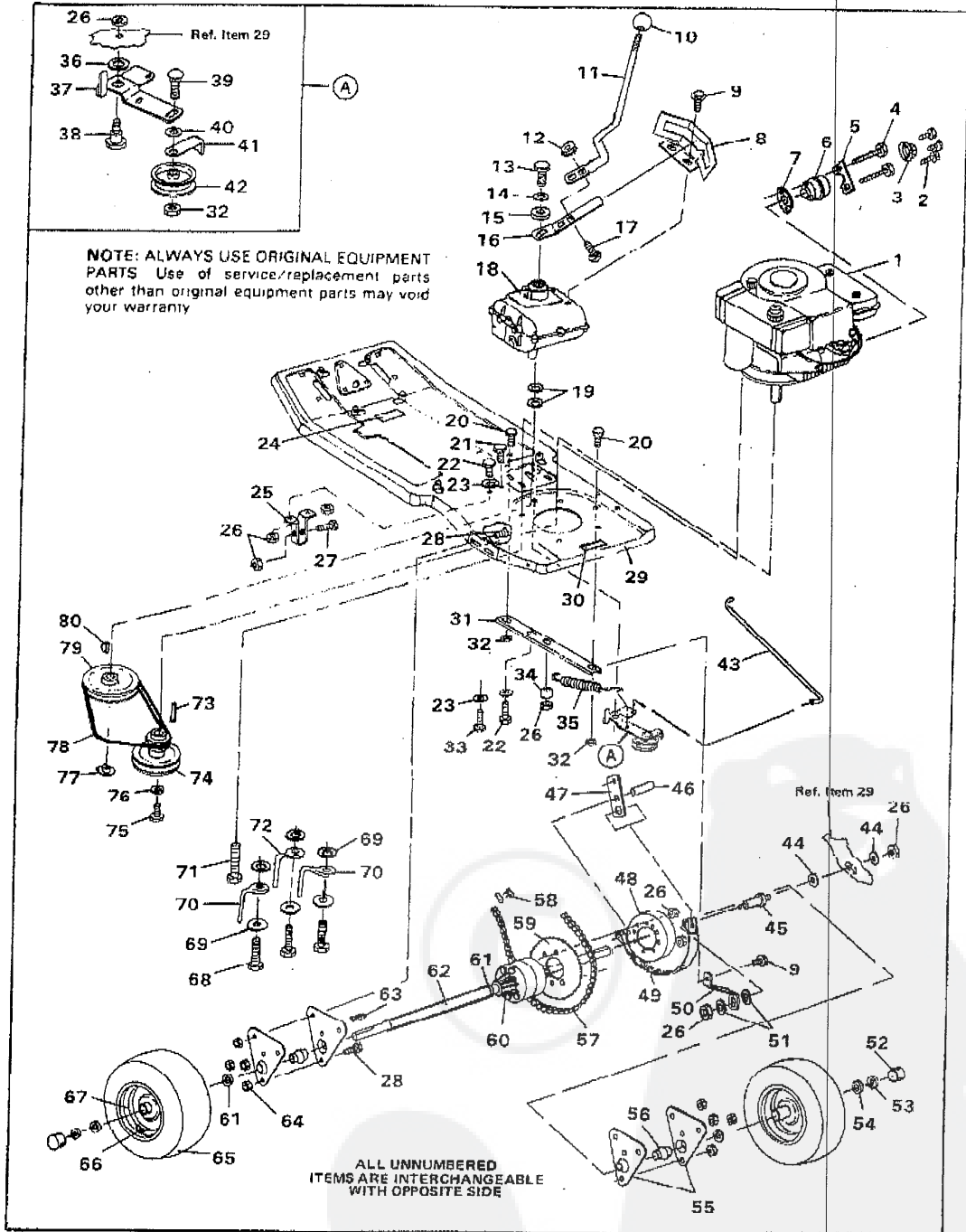
Key No.	Part No.	Description	Key No.	Part No.	Description
1	Engine	§See Footnote Below	42	35374	Pulley, Idler
2	35287	Screw, Taptite, No. 8-32 x ¾ In.	43	55461	Clutch Rod
3	56472	Deflector, Muffler	44	120386	*Flatwasher, 5/16 In.
4	173063	*Screw, Hex Hd, 5/16-18 x 3½ In.	45	55447	Pin, Brake Anchor
5	Engine Part		46	456713	Roll Pin
6	54766	Muffler	47	55448	Brake Arm
7	Gasket, Muffler (Engine Part)		48	54952	Drum, Brake
8	55453	Quadrant	49	55449	Band, Brake
9	35497	Screw, Taptite, 5/16-18 x ½ In.	50	55463	Brace, Brake Pin
10	42860	Knob, Shift Lever	51	22063	Washer, Spring
11	55443	Lever, Shift	52	40394	Hub Cap, Rear
12	271172	Nut, Keps, ¼-20 Thd.	53	36625	Retaining Ring
13	54686	Screw, Nylock, ¼-28 x ¾ In.	54	42815	Flatwasher, ¾ In.
14	9421393	*Flatwasher, 9/32 In.	55	47596	Bracket, Bearing Retaining
15	50618	Spacer	56	35345	Bearing, Self-Aligning
16	55446	Plate, Spring	57	55491	Chain Assembly
17	126203	Carriage Bolt, ¼-20 x ¾ In.	58	20307	Link, Connector
18	Transmission	†Peerless, Model 752	59	55456	Sprocket, 45 Tooth
19	2968	Flatwasher, ½ In.	60	55458	Differential
20	122119	*Screw, Hex Hd, ¾-16 x ¾ In.	61	642	Flatwasher, ¾ In.
21	120228	Screw, Hex Hd, 5/16-18 x ¾ In.	62	52823	Spacer, Differential
22	122017	Screw, Hex Hd, 5/16-18 x 1 In.	63	39628	Key, Square, 3/16 x 3/16 x 2½ In.
23	139485	Washer, Shakeproof, 5/16 In.	64	271184	*Nut, Keps, 5/16-18 Thd.
24	70117	Decal, Caution	65	41081	Tire, Rear
25	55451	Guide, Mower Deck	66	24167	Valve Stem
26	9413447	Locknut, 5/16-18 Thd.	67	36182	Wheel, Rear
27	122027	*Screw, Hex Hd, 5/16-18 x 1¼ In.	68	35325	Screw, Taptite, ¾-16 x 2 In.
28	126211	*Carriage Bolt, 5/16-18 x ¾ In.	69	120394	*Flatwasher, 13/32 In.
29	55466	Main Frame	70	55480	Belt Guide
30	70161	Decal, Caution	71	48148	Screw, Taptite, ¾-16 x 1 In.
31	55464	Channel, Stiffener	72	55488	Belt Guide
32	9413634	Locknut, ¾-16 Thd.	73	33200	Key, Square, ¼ x ¼ x 1½ In.
33	122007	*Screw, Hex Hd, 5/16-18 x ¾ In.	74	53194	Pulley, Engine
34	21882	Spacer	75	123567	*Screw, Hex Hd, 7/16-20 x 1 In.
35	35410	Spring, Idler	76	120383	*Lockwasher, Split, 7/16 In.
36	48253	Flatwasher, ¾ In.	77	22053	Retaining Ring
37	55467	Arm, Idler	78	55450	V-Belt
38	41890	Shoulder Bolt	79	55455	Pulley, Transmission
39	45892	Carriage Bolt, ¾-16 x 1½ In.	80	3021	Key, Woodruff No. 606
40	274517	*Flatwasher, 13/32 In.	81	62832	Owner's Manual (Not Illustrated)
41	39659	Retainer, Belt			

*Standard Hardware Items - May Be Purchased Locally.

†Contact Tecumseh/Peerless authorized service dealer for parts and warranty.

§Contact Engine Manufacturer's authorized service dealer (See Engine Manual) for parts and warranty.

32" RIDING MOWER MODEL 3595-0800

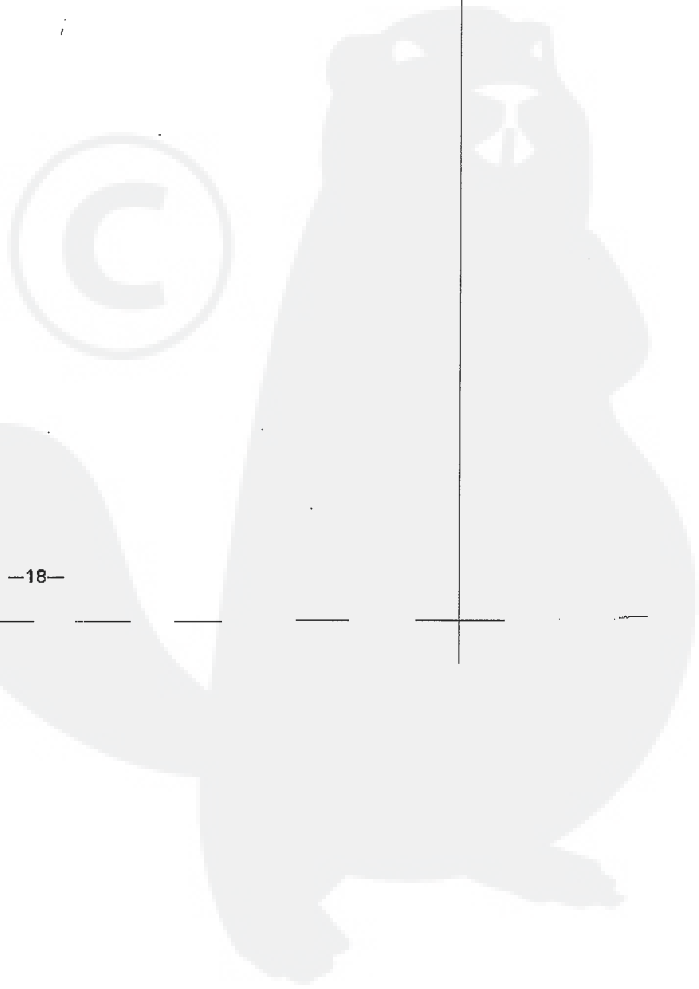


32" RIDING MOWER MODEL 3595-0800

Key No.	Part No.	Description
1	52955	Wheel, Steering
2	456836	Roll Pin, 1/4 x 2 1/4 In.
3	51858	Tube, Steering, Decorative
4	52952	Shaft, Steering
5	9417375	Pin, Spiral, 3/16 x 1 1/4 In.
6	52953	Shaft, Steering
7	55454	Console Assembly
8	40886	*Screw, Taplite, 1/4-20 x 3/8 In.
9	55445	Support, Steering
10	48901	Screw, Hex Hd, 5/16-18 x 5/8 In.
11	55490	Pad, Footrest, R.H.
12	120386	Flatwasher, 5/16 In.
13	9413447	Locknut, 5/16-18 Thd.
14	55489	Pad, Footrest, L.H.
15	126211	*Carriage Bolt, 5/16-18 x 3/4 In.
16	44582	Nut, Push, 7/16 In.
17	52840	Pad, Clutch/Brake Pedal
18	8260	Hairpin Cotter
19	120393	*Flatwasher, 11/32 In.
20	44112	Bracket, Clutch/Brake
21	9424215	Locknut, 1/4-20 Thd.
22	51833	Lever Assembly, Clutch/Brake
23	47601	Lever, Parking Brake
24	3275	Shoulder Bolt
25	122119	*Screw, Hex Hd, 3/8-16 x 3/4 In.
26	120394	*Flatwasher, 13/32 In.
27	47632	Bracket, Deck Hanger
28	9413534	Locknut, 3/8-16 Thd.
29	20859	Retaining Ring
30	4107	Flatwasher, 3/8 In.
31	44111	Bearing, Flange
32	45174	Locknut, Wide Flange, 5/16-18 Thd.
33	55466	Axle Assembly, Front
34	53618	Wheel & Tire Assy. w/Bearing
35	53619	Bearing, Front Wheel
36	40677	Flatwasher, 3/8 In.

Key No.	Part No.	Description
37	36832	Hub Cap, Front
38	47595	Spindle, L.H.
39	46511	Shoulder Bolt
40	3140	Wave Washer
41	120228	*Screw, Hex Hd, 5/16-18 x 3/4 In.
42	44151	Link, Steering
43	47594	Spindle, R.H.
44	35497	Screw, Taplite, 5/16-18 x 1/2 In.
45	61906	"U" Bracket, Steering Shaft
46	39522	Pin, Clevis
47	55460	Bracket, Clutch Rod
48	271172	*Nut, Keps, 1/4-20 Thd.
49	55462	Brake Rod
50	271184	*Nut, Keps, 5/16-18 Thd.
51	55623	Nut, Acorn, 5/16-18 Thd.
52	120393	*Flatwasher, 11/32 In.
53	48900	Screw, Hex Hd, 1/4-20 x 1 In.
54	55469	Fender, L.H.
55	55614	Rod, Fender Support, L.H.
56	56471	Rod, Fender Support, R.H.
57	55022	Edging, Fender
58	55468	Fender, R.H.
59	70101	Decal, Shift Pattern
60	44121	Eye Bolt, 3/8-16 x 3 1/4 In.
61	120377	*Nut, Hex, 3/8-16 Thd.
62	122007	*Screw, Hex Hd, 5/16-18 x 3/4 In.
63	52845	Support, Seat
64	122027	*Screw, Hex Hd, 5/16-18 x 1 1/4 In.
65	120834	*Screw, Hex Hd, 5/16-18 x 1/2 In.
66	120838	*Lockwasher, Split, 5/16 In.
67	44572	Clip, Tinnerman, 5/16-18 Thd.
68	35287	Screw, Taplite, No. 8-32 x 3/8 In.
69	52023	Support, Seat
70	122017	*Screw, Hex Hd, 5/16 x 1 In.
71	52656	Seat

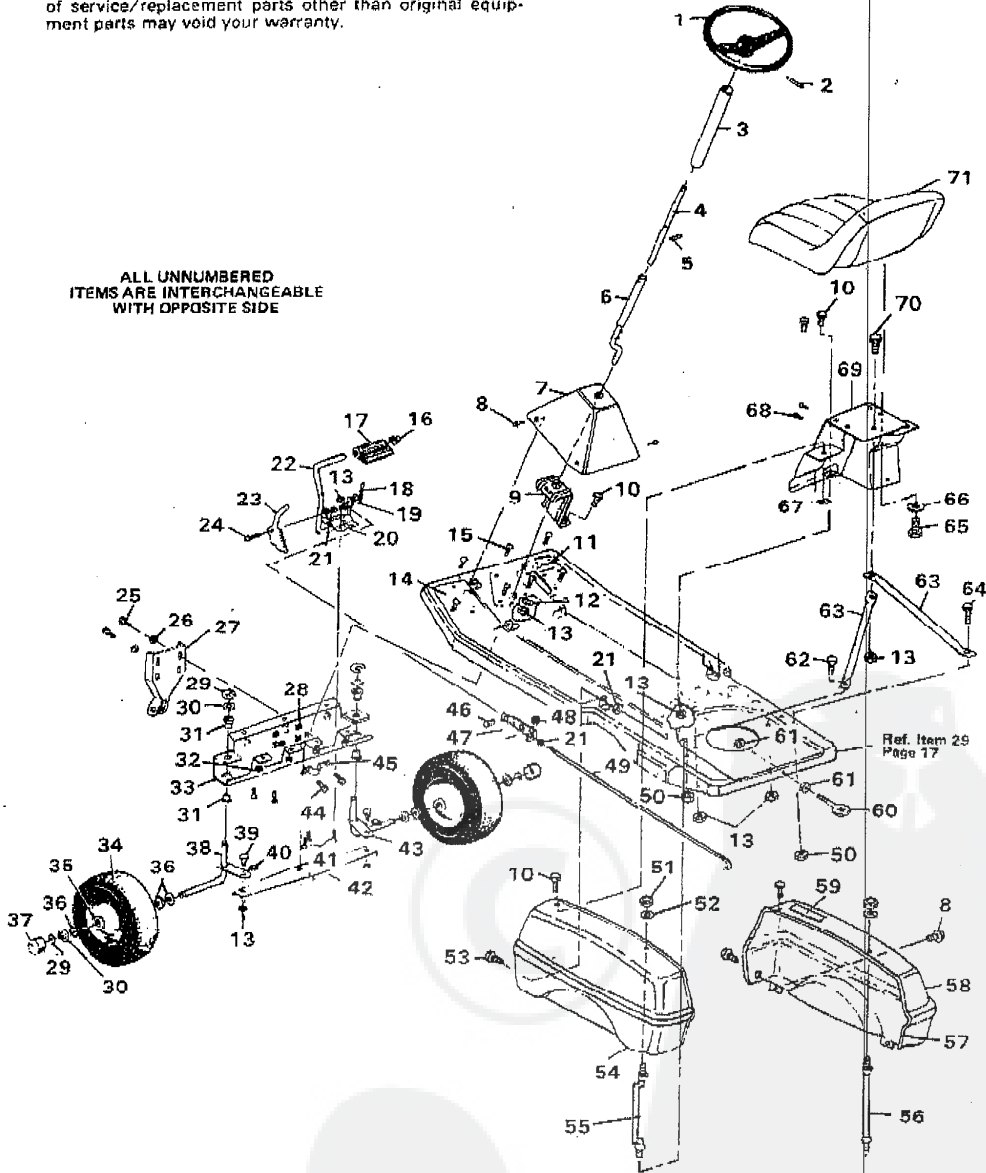
*Standard Hardware Items - May Be Purchased Locally.



32" RIDING MOWER MODEL 3595-0800

NOTE: ALWAYS USE ORIGINAL EQUIPMENT PARTS. Use of service/replacement parts other than original equipment parts may void your warranty.

ALL UNNUMBERED ITEMS ARE INTERCHANGEABLE WITH OPPOSITE SIDE



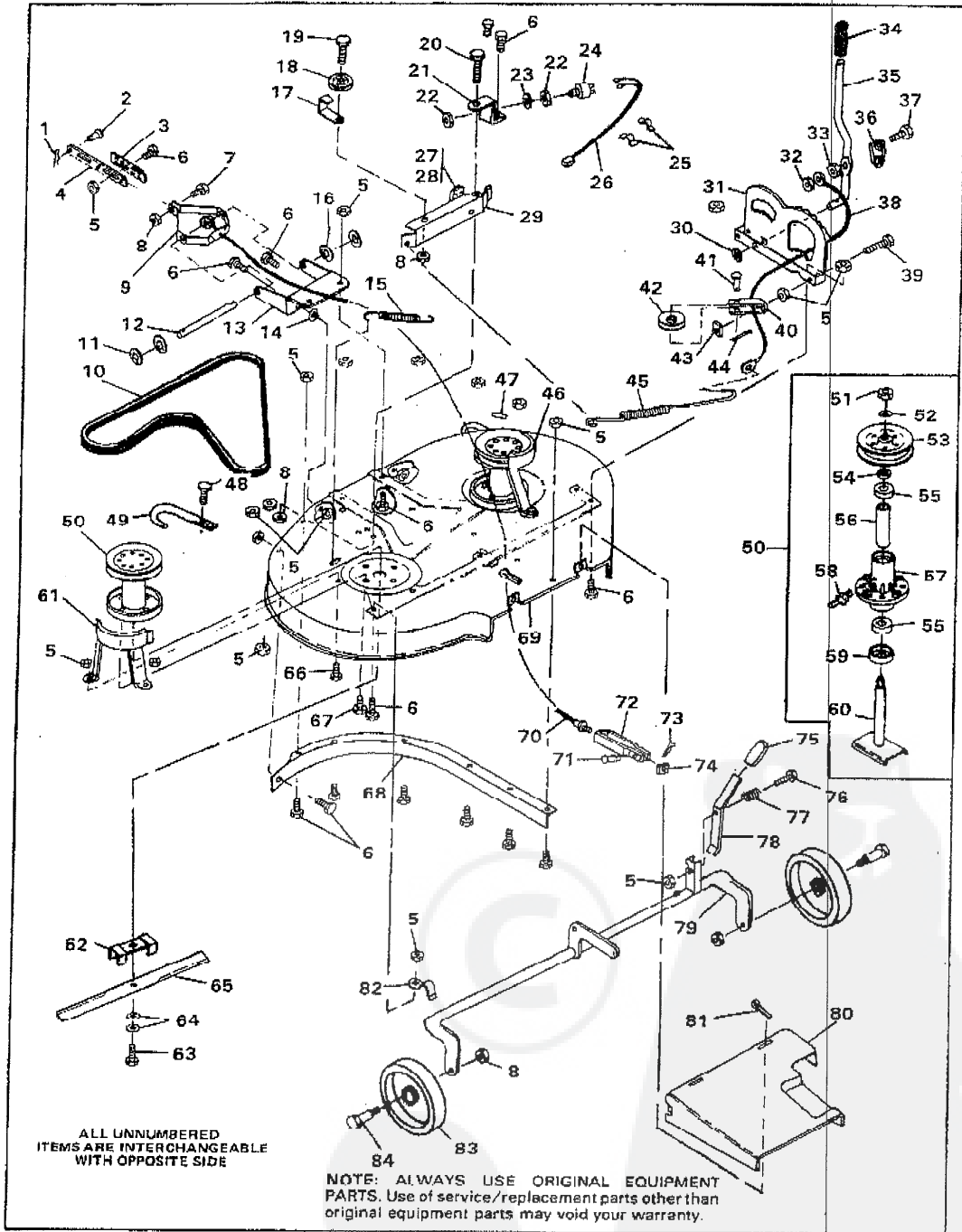
32" RIDING MOWER MODEL 3595-0800

Key No.	Part No.	Description
1	56180	Hairpin Cotter
2	47816	Pin, Clevis
3	49058	Bracket, Bar Hitch Lock
4	49059	Bar, Hitch
5	9413447	Locknut, 5/16-18 Thd.
6	120228	*Screw, Hex Hd, 5/16-18 x 5/8 In.
7	120918	*Screw, Hex Hd, 5/16 x 1 1/2 In.
8	9413534	Locknut, 3/8-16 Thd.
9	50613	Bracket, Pivot
10	47811	V-Belt
11	20864	"E" Ring
12	55724	Pin, Pivot
13	48676	Plate, Lift Support
14	996416	*Flatwasher, 25/64 In.
15	35410	Spring, Idler
16	996425	*Flatwasher, 33/64 In.
17	52695	Belt Retainer
18	52694	Pulley, Idler
19	122188	*Screw, Hex Hd, 3/8-16 x 1 1/4 In.
20	47516	Shoulder Bolt
21	47517	Bracket, Idler Arm
22	45877	Nut, Safety Switch
23	45878	Lockwasher, Safety Switch
24	41204	Switch, Safety
25	41482	Wire Clip, Press
26	43038	Wire Assembly
27	41601	Rivet
28	47791	Brake Pad
29	47592	Idler Arm Assy. (Includes 27 & 28)
30	53697	Push Nut, 1/2 In.
31	53247	Quadrant
32	9424215	Locknut, 1/4-20 Thd.
33	271172	*Nut, Keps, 1/4-20 Thd.
34	46478	Grip, Clutch Lever
35	53866	Lever, Clutch
36	46561	Spring, Clutch Lever
37	53901	Screw, Special, 1/4-20 x 1 1/2 In.
38	51876	Cable, Clutch Spring
39	50083	Screw, Hex Hd, 5/16-18 x 3/2 In.
40	52243	Support, Cable Pulley
41	49332	Pin, Clevis
42	39298	Pulley, Cable

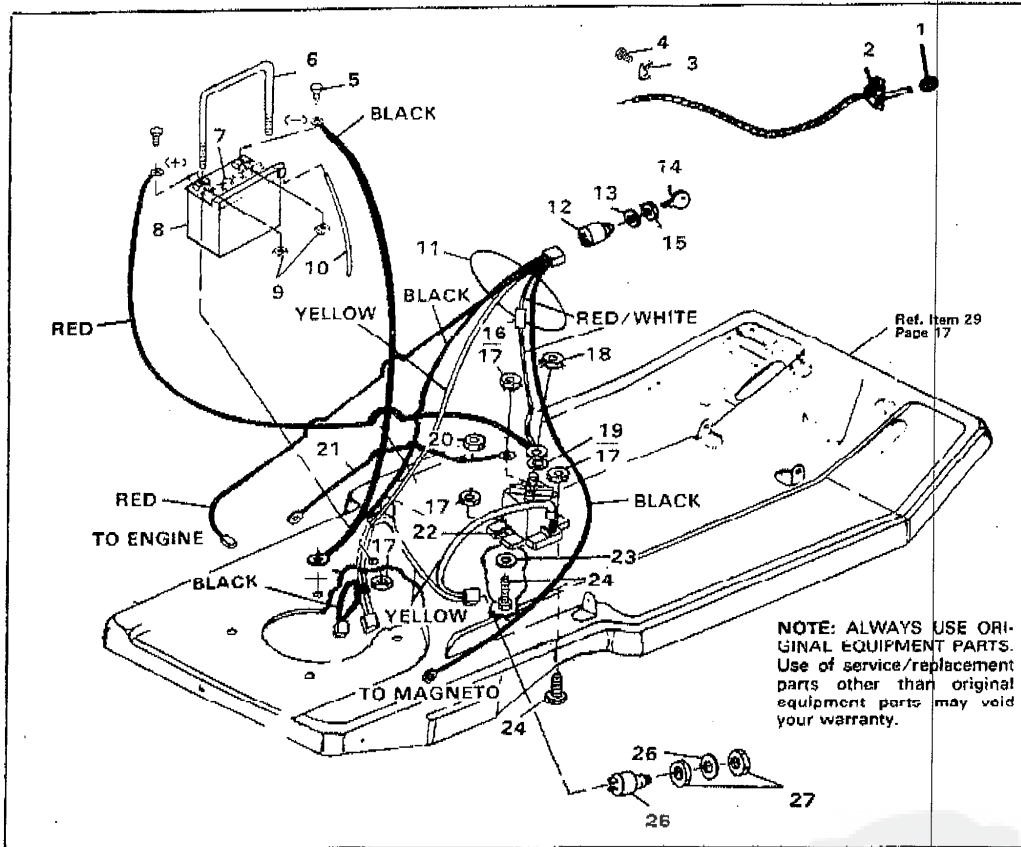
Key No.	Part No.	Description
43	120376	Nut, Hex, 5/16-18 Thd.
44	121222	*Cotterpin, 3/32 x 3/8 In.
45	51841	Spring, Clutch
46	47633	Pulley Cover, R.H.
47	67475	Decal, Height Adjust
48	122007	*Screw, Hex Hd, 5/16-18 x 3/4 In.
49	51921	Skid, Deck
50	56284	Quill Assy. (Incl. No. 51-60)
51	51445	Locknut, Flange, 7/16-20 Thd.
52	56365	Washer, Special
53	56391	Pulley
54	56280	Spacer
55	50697	Bearing
56	50818	Spacer Tube
57	50702	Quill Casting
58	706	Grease Zerk
59	50616	Dust Shield
60	56623	Saddle & Shaft Assembly
61	47353	Pulley Cover, L.H.
62	50002	Spacer, Blade
63	47665	Screw, Hex Hd, 3/8-24 x 1 1/2 In.
64	2483	Washer, Spring
65	54883	Blade, 16 In.
66	122017	*Screw, Hex Hd, 5/16-18 x 1 In.
67	50634	Screw, Taprite, 5/16-18 x 3/8 In.
68	47354	Baffle, L.H.
69	51948	Mower Deck
70	55880	Lift Cable Assembly
71	39522	Pin, Clevis
72	39404	Clevis, Lift Cable
73	8260	Hairpin Cotter
74	120372	*Nut, Square, 1/4-20 Thd.
75	20250	Grip, Height Adjust Lever
76	120696	*Screw, Hex Hd, 5/16-18 x 2 1/4 In.
77	53246	Spring
78	46358	Lever, Height Adjust
79	52612	Pivot Tube Assembly
80	54527	Chute Extension
81	120123	*Cotterpin, 1/8 x 1 1/4 In.
82	51985	Support, Pivot Tube
83	52584	Wheel
84	23763	Axle, Wheel

*Standard Hardware Items - May Be Ordered Locally.

32" RIDING MOWER MODEL 3595-0800



32" RIDING MOWER MODEL 3595-0800



Key No.	Part No.	Description
1	39486	Knob, Throttle Control
2	52056	Throttle Control
3	27521	Clip, Throttle Control
4	995363	*Screw, Hex Hd, No. 10-32 x 5/8 In.
5	55529	Screw, Special
6	55471	Bracket, Battery
7	55670	Cap, Battery
8	55472	Battery
9	55530	Nut
10	55636	Tube, Battery Vent
11	55470	Wire Harness Assembly
12	44745	Ignition Switch
13	138557	Lockwasher (Ignition Switch Part)
14	49643	Key, Ignition

Key No.	Part No.	Description
15	48140	Nut (Ignition Switch Part)
16	49211	Fuse
17	9424216	Locknut, 1/4-20 Thd
18	271187	*Nut, Keps, 5/16-24 Thd
19	138485	Washer, Shakeproof, 5/16 In.
20	271172	*Nut, Keps, 1/4-20 Thd
21	51903	Wire Assembly
22	53716	Solenoid
23	121753	Washer, Shakeproof, 1/4 In.
24	121900	*Screw, Hex Hd, 1/4-20 x 1 In.
25	41204	Switch, Safety
26	45878	Lockwasher (Safety Switch Part)
27	45877	Nut (Safety Switch Part)

*Standard Hardware Items - May Be Purchased Locally.