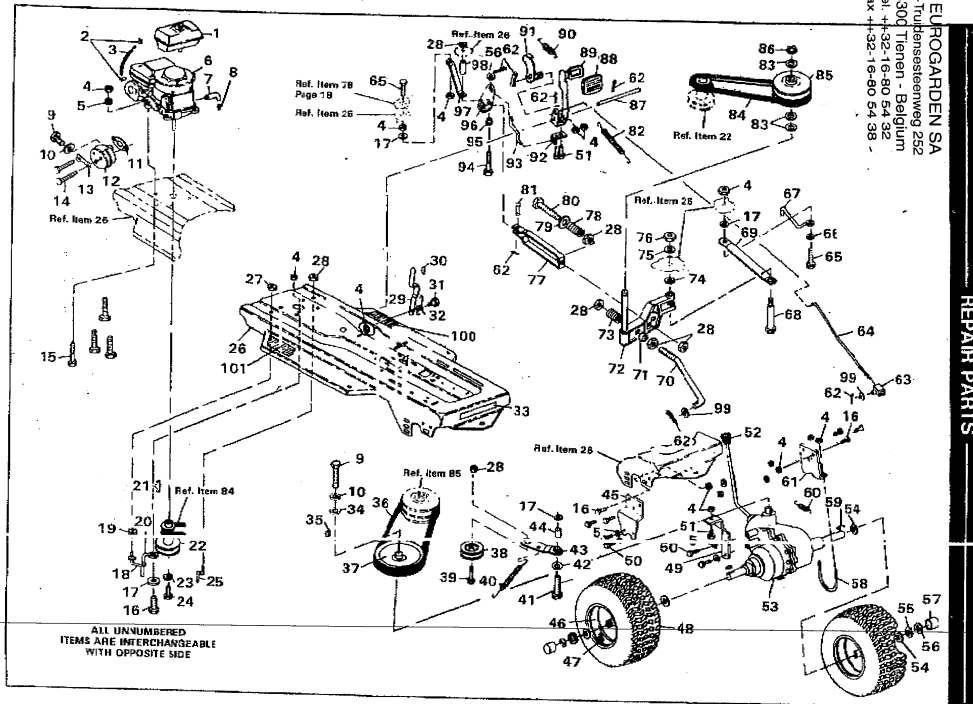


36" RIDING MOWER MODEL 5188-5101



36" RIDING MOWER MODEL 5188-5101

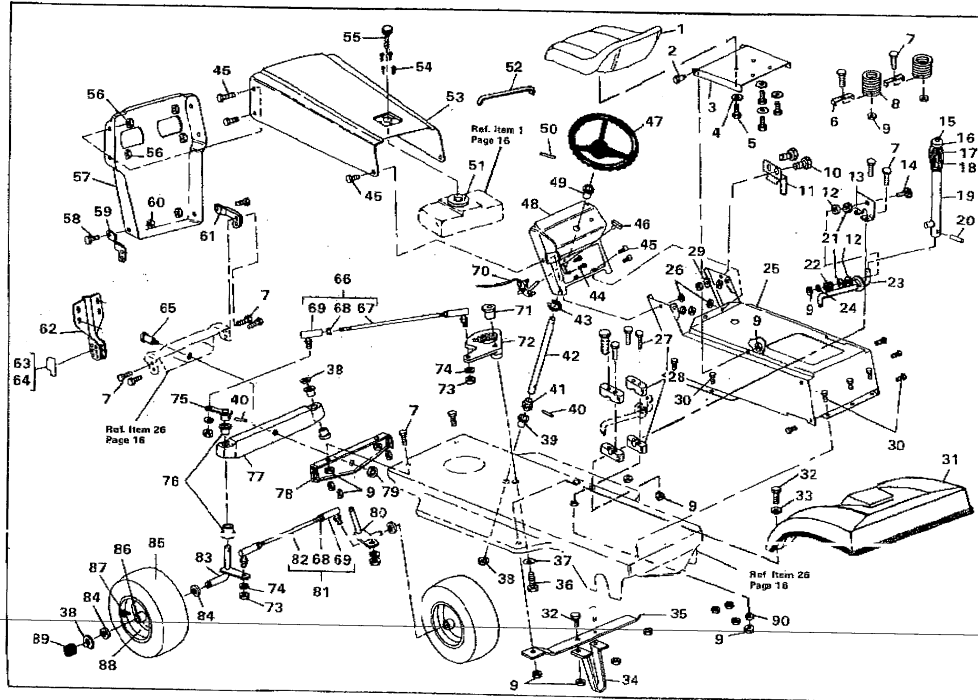
ALWAYS GIVE THE FOLLOWING INFORMATION WHEN ORDERING REPAIR PARTS:
 1. The PART NUMBER 2. The PART NAME 3. QUANTITY DESIRED 4. The MODEL NUMBER—[As shown on Model Plate]
 SEND PART ORDERS AS PER INSTRUCTIONS ON THE FRONT PAGE
 YOUR UNIT IS RIGHT HAND (RH) OR LEFT HAND (LH) AS YOU STAND BEHIND IT.
 DO NOT USE KEY NUMBERS WHEN ORDERING REPAIR PARTS, ALWAYS USE PART NUMBERS.
 All replacement parts will be supplied in current production colors or in a neutral color.
 A handling fee is applicable to small parts orders.

Key No.	Part No.	Description	Key No.	Part No.	Description	Key No.	Part No.	Description
1	48812	Gas Tank	35	431787	Key, Woodruff, No. 61	69	49725	Brace, Vari-Drive
2	41008	Clip, Gas Line	36	53386	V-Belt, Secondary	70	53354	Rod, Adjustment
3	41007	Gas Line	37	49645	Pulley, Transaxle	71	50520	Spacer
4	9413447	Locknut, Hex, 5/16-18 Thd.	38	40223	Pulley, Idler	72	50052	Support Arm & Shaft Assembly
5	120338	Lockwasher, Spld, 5/16 Ir.	39	120918	*Screw, Hex Hd, 3/8-16 x 1 1/2 In.	73	23170	Spring
6	Engine	See Footnote Below	40	49276	Spring, Main Drive	74	49998	Washer
7	45566	Oil Drain Tube	41	122207	*Screw, Hex Hd, 3/8-16 x 3 In.	75	120390	Washer, 9/16 In.
8	23700	Pipe Plug, 1/4 In.	42	845	Flatwasher, 3/8 In.	76	9414074	Nut, Hex, 1/2-13 Thd.
9	180020	Screw, Hex Hd, 5/16-20 x 3/4 In.	43	49933	Idler Arm Assembly	77	49927	Clevis, Disengage
10	120380	*Flatwasher, Split, 1/4 In.	44	49875	Bushing, Idler	78	49917	Spring
11	49993	Gasket, Muffler (Engine Part)	45	49651	Bracket, Axle, L.H.	79	120394	*Flatwasher, 3/8 In.
12	49993	Muffler	46	41105	Wheel	80	49930	Screw, Hex Hd, Special
13	Engine Part		47	24167	Valve Stem	81	35522	Pin, Clevis
14	173063	*Screw, Hex Hd, 5/16-18 x 3 1/2 In.	48	41106	Tire	82	53355	Spring
15	122040	*Screw, Hex Hd, 5/16-18 x 1 1/2 In.	49	49552	Bracket, Stabilizing	83	49971	Washer
16	120228	*Screw, Hex Hd, 5/16-18 x 3/4 In.	50	190080	Screw, Hex Hd, 5/16-18 x 1 1/2 In.	84	53499	V-Belt, Primary
17	446363	Flatwasher, 5/16 In.	51	122007	*Screw, Hex Hd, 5/16-18 x 3/4 In.	85	49955	Pulley, Vari-Speed
18	50853	Belt Guide	52	29483	Knob, Gear Shift	86	49972	Retaining Ring
19	271190	Keys Nut, 3/8-16 Thd.	53	Transaxle	Peerless, Model 601-020	87	53357	Shaft, Brake-Clutch Pedal
20	45349	Belt Guide, Blade Drive	54	542	Flatwasher	88	49940	Rubber Pad, Brake Pad
21	33200	Key, Engine Pulley	55	42815	Flatwasher	89	52640	Brake Pedal Assembly
22	53500	Pulley, Engine	56	36525	"E" Ring	90	53351	Spring
23	120383	Lockwasher, Split	57	40394	Hub Cap	91	53360	Lever, Interlock Switch
24	123567	*Screw, Hex Hd, 7/16-20 x 1 In.	58	40124	"U" Bolt	92	49928	Bracket, Angle
25	52587	Belt Guide	59	39828	Key, 3/16 x 3/16 x 4 1/2 In.	93	49952	Pin, Disengage
26	53359	Main Frame	60	39395	Spring, Brake Return	94	186305	Screw, Hex Hd, 3/8-16 x 3 1/2 In.
27	41529	Jam Nut	61	49650	Bracket, Axle, R.H.	95	49919	Bearing
28	9413534	Locknut, Hex, 3/8-15 Thd.	62	121222	*Pin, Cotter, 3/32 x 3/4 In.	96	49929	Lever, Disengage
29	50980	Arm, Parking Brake	63	49653	Pivot Block	97	49924	Brace, Disengage
30	67950	Decal, Parking Brake	64	49654	Rod, Brake	98	49925	Spacer
31	40874	Shoulder Bolt, Parking Brake	65	122017	*Screw, Hex Hd, 5/16-18 x 1 In.	99	274517	Flatwasher
32	43968	Spring, Parking Brake	66	120393	*Washer, 5/16 In.	100	53952	Foot Pad, R.H.
33	67327	Decal, Caution	67	49722	Belt Guide	101	53953	Foot Pad, L.H.
34	120386	*Flatwasher, 1/4 In.	68	49730	Shoulder Bolt			

*Standard Hardware Items - May Be Purchased Locally. †Contact Tecumseh/Peerless authorized service dealer for parts and warranty.

Replacement engines and parts are obtainable from Engine Manufacturer's authorized Service Stations who are also to be contacted in regards to the Engine Warranty. See your Engine Manual for location of these stations.

36" RIDING MOWER MODEL 5188-5101



E 03/07
P. 18

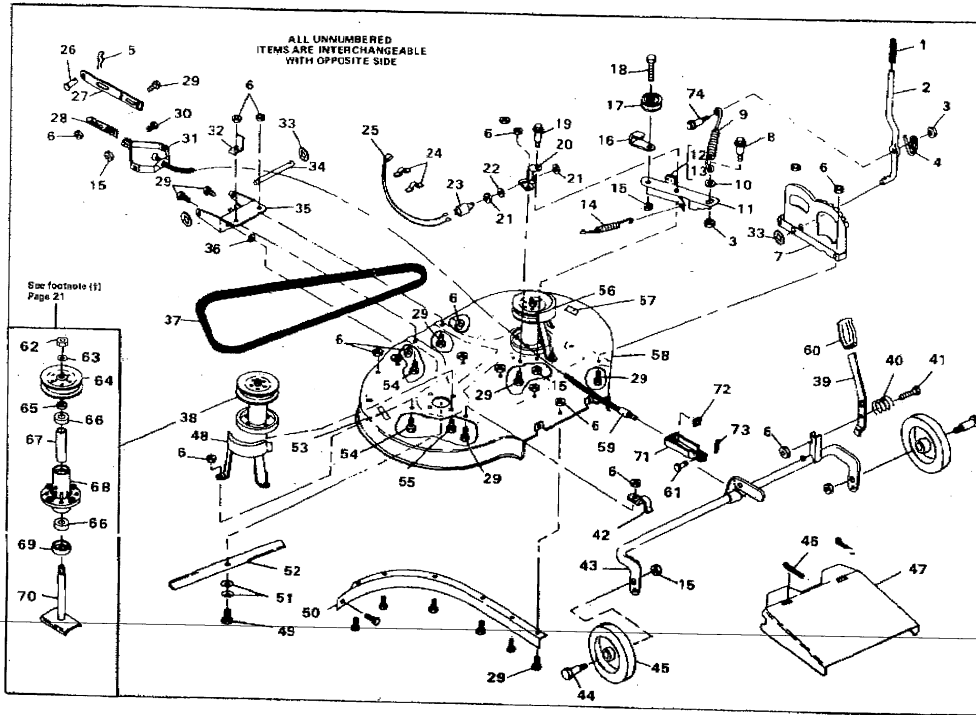
36" RIDING MOWER MODEL 5188-5101

Key No.	Part No.	Description	Key No.	Part No.	Description	Key No.	Part No.	Description
1	52656	Seat	31	52470	Fender Assembly	61	52838	Bracket, Grille Support, R.H.
2	20607	Shoulder Bolt	32	122017	*Screw, Hex Hd, 5/16-18 x 1 in.	62	50719	Bracket, Deck Hanger
3	53553	Seat Bracket	33	446363	*Flatwasher, 5/16 in.	63	68027	Decal, Hanger, L.H.
4	120638	Lockwasher, Split	34	44800	Bracket, Deck Guide	64	68028	Decal, Hanger, R.H.
5	120834	*Screw, Hex Hd, 5/16-18 x 1 1/2 in.	35	43964	Bracket, Deck Guide Support	65	50720	Shoulder Bolt, Axle Pivot
6	49339	Clip, Seat Spring	36	35573	Screw, Hex Hd Lock, 3/8-24 x 1 in.	66	44059	Drag Link Assembly
7	120228	*Screw, Hex Hd, 5/16-18 x 3/8 in.	37	2483	Spring Washer	67	44080	Drag Link
8	52332	Spring, Seat	38	36825	"E" Ring	68	124925	Nut, Hex, 3/8-24 Thd.
9	9413447	Locknut, Hex, 3/16-18 Thd.	39	38580	Bearing, Steering	69	21275	Ball Joint
10	120706	*Screw, Hex Hd, 1/4-20 x 1/2 in.	40	454865	Roll Pin	70	50117	Lever, Throttle Control
11	52922	Bracket, Speed Control	41	44009	Pinion Gear	71	44011	Shoulder Bolt, Sector Gear
12	49922	Snubber	42	44008	Shaft, Steering	72	44010	Sector Gear
13	49935	Support Bracket	43	39492	Retaining Ring	73	120389	*Nut, Hex, 3/8-24 Thd.
14	126385	Carriage Bolt, 5/16-18 x 2 1/4 in.	44	36287	Screw, Tapette, No. 8-32 x 3/8 in.	74	120382	*Lockwasher, Split, 3/8 in.
15	49964	Cap, Rod	45	48900	Screw, Hex Wa. Hd, 1/4-20 x 1 in.	75	49447	Arm, Steering
16	49938	Hand Grip, Control Rod	46	38486	Knob, Throttle Control Lever	76	50545	Bearing, Spindle
17	49939	Spring, Control Rod	47	47083	Steering Wheel	77	44052	Front Axle Assembly
18	52924	Rod, Control Release	48	52615	Dash Assembly	78	43988	Bracket, Front Axle Support
19	52923	Control Handle	49	39432	Bearing, Steering	79	274654	Locknut, Hex, 1/4-20 Thd.
20	455481	Spiral Pin	50	456836	Roll Pin	80	48844	Spindle, R.H.
21	845	Washer	51	44843	Pad, Vibration	81	48752	Tie Rod Assembly
22	49918	Spring, Control Arm	52	42089	Edging, Hood	82	49754	Tie Rod
23	53353	Control Arm Assembly	53	52580	Hood	83	48845	Spindle, L.H.
24	120393	Flatwasher	54	48060	Screw, Plastite, 1/4-10 x 3/4 in.	84	642	Flatwasher
25	53315	Console Assembly	55	50988	Gas Gauge	85	41108	Tire
26	9424215	Locknut, Hex, 1/4-20 Thd.	56	50352	Locknut, Wide Flange, 1/4-20 Thd.	86	38979	Bearing, Wheel
27	122062	*Screw, Hex Hd, 5/16-18 x 1 3/4 in.	57	52804	Grille	87	24137	Valve Stem
28	49938	Pillow Block	58	120233	*Screw, Hex Hd, 3/8-16 x 1 in.	88	38829	Wheel w/Bearing
29	120392	Flatwasher, 1/4 in.	59	52639	Bracket, Grille Support, L.H.	89	40394	Hub Cap
30	995346	*Screw, Tapite, 1/4-20 x 1/2 in.	60	9413534	Locknut, 3/8-16 Thd.	90	446353	

*Standard Hardware Items - May Be Purchased Locally

PAGE 04/07
P. 19

36" RIDING MOWER MODEL 5188-5101



-20-

AEB 06/07
P. 20

36" RIDING MOWER MODEL 5188-5101

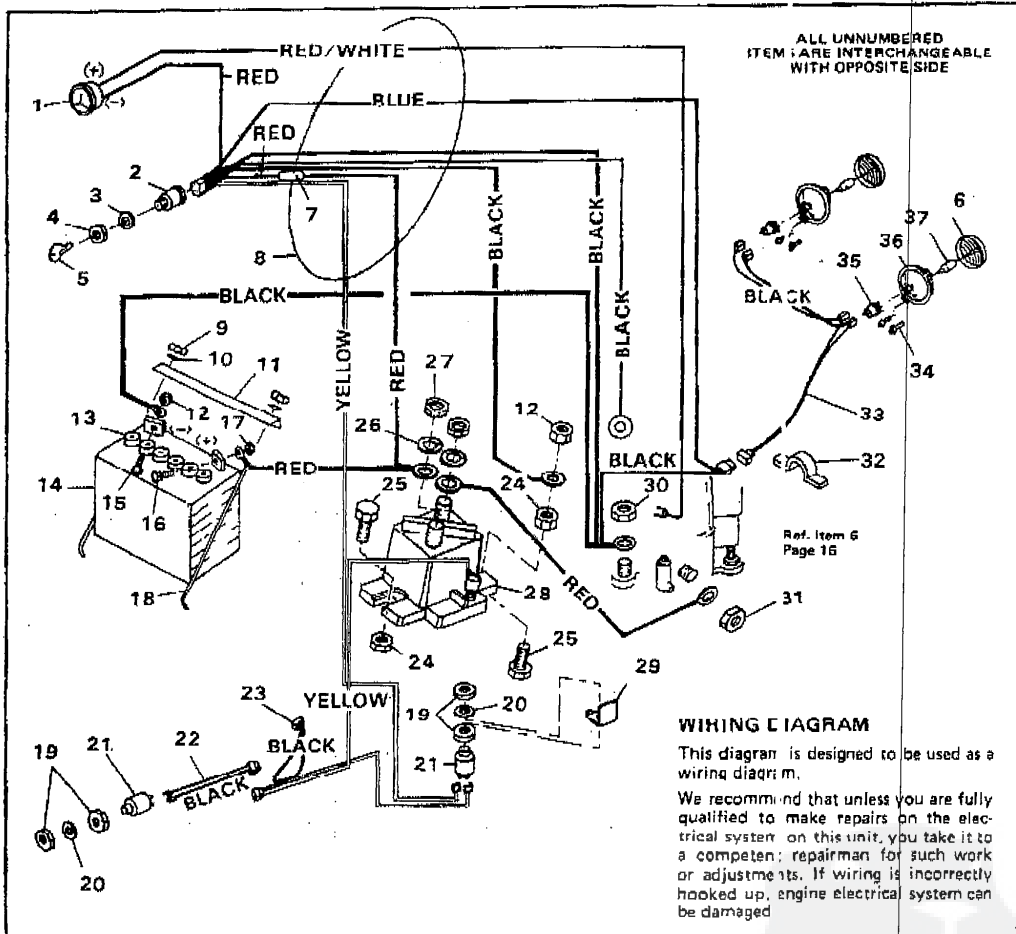
Key No.	Description	Key No.	Part No.	Description	Key No.	Part No.	Description
1	46478 Hand Grip	26	47816	Pull Pin	51	2483	Formed Washer
2	53693 Lever, Clutch	27	43059	Bar Hitch	52	39311	Blade, 18 In
3	9424215 Locknut, 1/4-20 Thd	28	43058	Lock Bracket	53	67944	Decal, Caution
4	46561 Spring, Clutch Lever	29	120228	*Screw, Hex Hd, 5/16-18 x 3/8 In	54	122017	*Screw, Hex Hd, 5/16-18 x 1 In
5	8260 Mainpin Cotter	30	120918	*Screw, Hex Hd, 3/8-16 x 1 1/2 In	55	50634	Screw, Tapite, 5/16-18 x 3/8 In
6	9413447 Locknut, 5/16-18 Thd	31	50613	Pivot Bracket	56	46364	Cover, Pulley, R.H.
7	53247 Quadrant	32	52688	Bracket, Upstop	57	67475	Decal, Height Adjust
8	46553 Shoulder Bolt	35	53697	Push Nut	58	53764	Mower Deck
9	52638 Spring, Clutch Lever	34	53815	Pin, Pivot	59	53037	Lift Cable
10	120392 Flatwasher, 1/2 In	35	48676	Lift Support, Plate Assembly	60	20250	Hand Grip
11	53055 Idler Arm Assy (Incl Nos 12 & 13)	36	996416	*Flatwasher, 3/8 In	61	39522	Pin, Clevis
12	41471 Brake Pad	37	49878	V-Belt	62	51445	Locknut, Flange
13	41601 Rwtl, Brake Pad	38	51450	fQuill Assy. (Includes 62 - 70)	63	448248	Flatwasher
14	35410 Spring	39	49131	Lever, Height Adjust	64	51451	Pulley
15	9413534 Locknut, 3/8-16 Thd	40	53246	Spring	65	51449	Spacer
16	52695 Belt Retainer	41	120896	*Screw, Hex Hd, 5/16-18 x 2 1/4 In	66	49562	Bearing
17	52694 Pulley, Idler	42	51985	Support, Pivot Tube	67	50818	Spacer, Tube
18	22168 Shoulder Bolt	43	52613	Pivot Tube Assy.	68	50088	Quill
19	47515 Bracket, Idler Arm	44	23763	Wheel Axle	69	50816	Dust Shield
20	47517 Idler Arm	45	52854	Wheel	70	51447	Saddle and Shaft Assy
21	45877 Nut (lockout switch part)	46	120123	Cotterpin	71	39404	Clevis, Lift Cable
22	45878 Lockwasher (lockout switch part)	47	49824	Chute Extension	72	120372	*Nut, Square, 1/4-20 Thd
23	41204 Switch, Lockout	48	46365	Cover, Pulley, L.H.	73	121222	Cotter Pin, 3/32 x 3/4 In
24	41482 Clp. Press	49	39573	Screw, Hex Hd, 3/8-24 x 1 In	74	53696	Shoulder Bolt
25	48851 Wire Assembly	50	63763	Baffle, L.H.			

*Standard Hardware Items - May be purchased locally.
†Your unit may have been built with welded quills. Parts in inset can not be ordered for welded quills.

-21-

PAGE 06/07
P. 21

36" RIDING MOWER MODEL 5188-5101



Key No.	Part No.	Description
1	39463	Ammeter
2	52583	Switch, Ignition w/Keys
3	138557	Lockwasher (Switch Part)
4	48140	Locknut (Switch Part)
5	48643	Key, Ignition
6	52570	Lens, Headlight
7	49211	Fuse
8	53362	Wire Harness Assembly
9	997208	*Wing Nut, Nylock, 1/4-20 Thd.
10	120386	*Flatwasher, 1/4 In.
11	40243	Bracket, Battery, Hold-Down
12	271172	Nut, Keps, 1/4-20 Thd.
13	40892	Cap, Battery
14	52936	Battery
15	126203	*Carriage Bolt, 1/4-20 x 3/8 In.
16	126216	*Carriage Bolt, 5/16-18 x 3/4 In.
17	271184	Nut, Keps, 5/16-18 Thd.
18	40284	Battery Rod
19	45877	Nut (Lockout Switch Part)

Key No.	Part No.	Description
20	45878	Lockwasher (Lockout Switch Part)
21	41204	Switch, Lockout
22	48851	Wire Assembly, Deck Switch
23	42071	Wire Assembly, By-Pass
24	9424215	Locknut, Hex, 1/4-20 Thd.
25	121900	*Screw Hex Hd, 1/4-20 x 1 In.
26	138485	Washer, Shakeproof
27	120368	Locknut, Hex, 5/16-24 Thd.
28	52323	Solenoid
29	49734	Bracket, Switch Mounting
30	9413447	Locknut, Hex, 5/16-18 Thd.
31		Engine Part
32	41482	Wire Clip, Press
33	52800	Lead Wire, Headlight
34	50668	Screw, Hex Wa Hd, No. 10-14 x 1/2 In.
35	62573	Socket, Headlight
36	62571	Bezel, Headlight
37	52572	Bulb, Headlight

*Standard Hardware Items - May Be Purchased Locally.