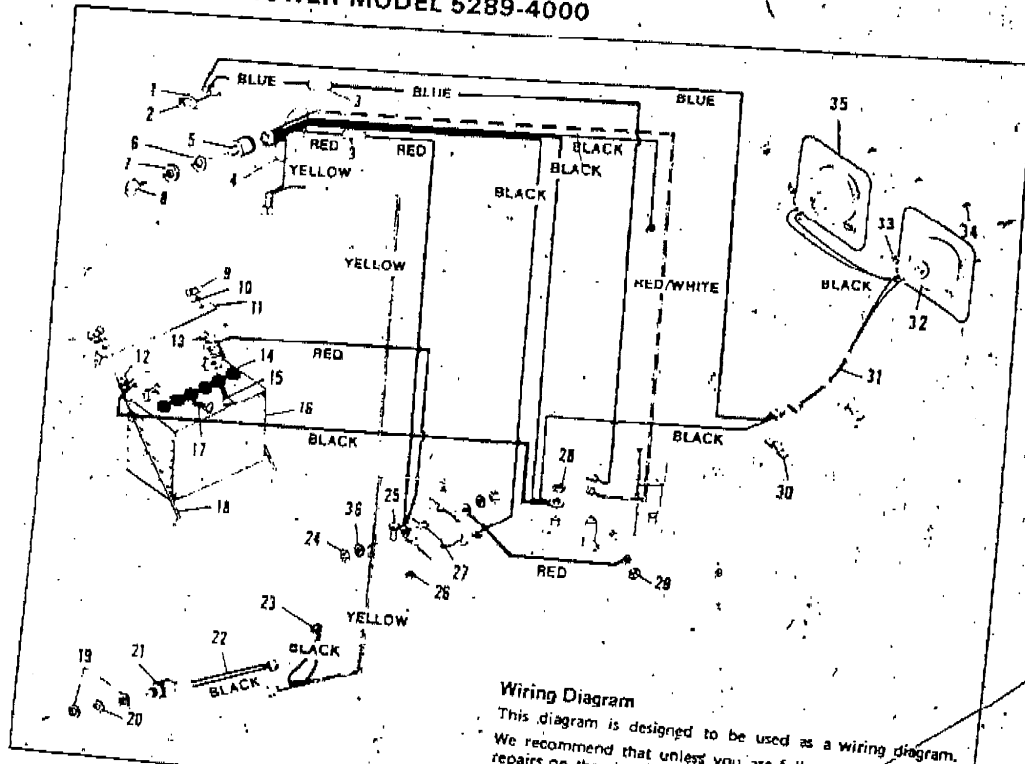


F-13 32" RIDING MOWER MODEL 5289-4000



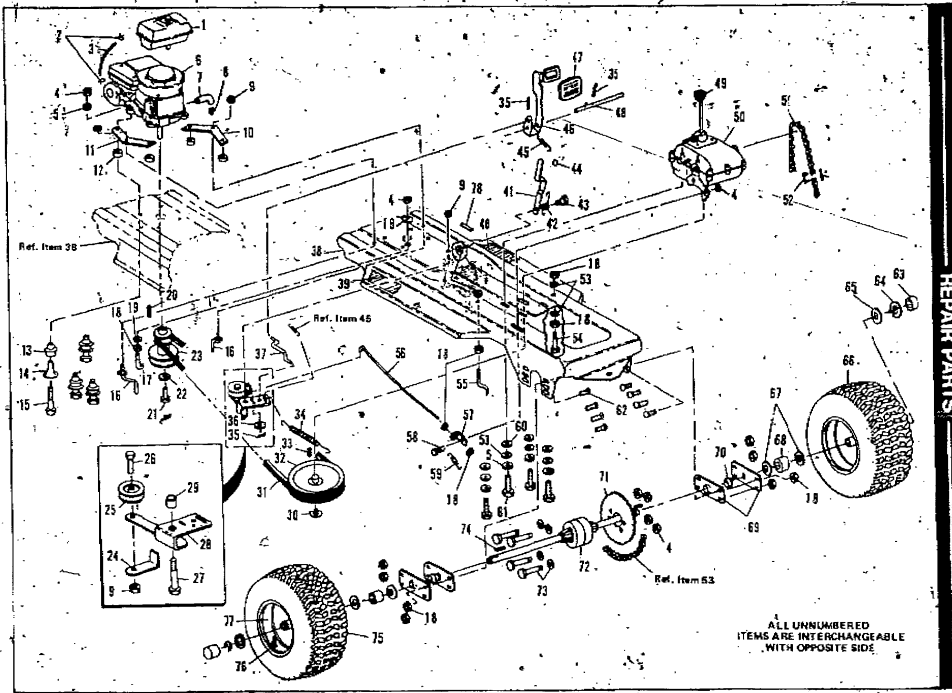
32" RIDING MOWER MODEL 5289-4000

Key No.	Part No.	Description	Key No.	Part No.	Description
1	40997	Switch w/Knob, Headlamp	20	45878	Lockwasher, (Lockout Switch Part)
2	40778	Knob, Headlamp Switch	21	41204	Switch, Lockout
3	49211	Fuse, 15 Amp	22	43038	Wire Assembly, Deck Switch
4	49995	Wire Harness Assembly	23	42071	*Wire Assembly, By-Pass
5	44745	Switch, Ignition w/Keys	24	120368	*Nut, Hex, 5/16-24 Thd
6	138567	Lockwasher (Switch Part)	25	121887	*Screw, Hex-Hd, 1/20 x 1/2 In.
7	48140	Locknut (Switch Part)	26	9424215	Locknut, Hex, 1/20 Thd
8	36285	Key, Ignition	27	44429	Solenoid
9	987208	*Wing Nut, Nylock, 1/2-20 Thd	28	9413447	Locknut, Hex, 5/16-18 Thd
10	120386	*Flatwasher, 1/4 In.	29	41482	Engine Part
11	40243	Bracket, Battery Hold-Down	30	42103	Wire Clip, Press
12	271172	Nut, Key, 1/2-20 Thd	31	42318	Lead Wire, Headlamp
13	271184	Nut, Keys, 5/16-18 Thd	32	41373	Headlamp
14	40892	Cap, Battery	33	9426210	Clip, Headlamp Mounting
15	126211	*Carriage Bolt, 5/16-18 x 5/8 In.	34	44638	Screw, Hex Washer Hd, No. 8-18, 3/4 In.
16	2938	Battery	35	120638	Ring, Headlamp
17	110366	*Carriage Bolt, 1/2-20 x 1/2 In.	36		*Lockwasher, Split, 5/16 In.
18	40234	Battery Rod			
19	45877	Nut, (Lockout Switch Part)			

*Standard Hardware Items - May Be Purchased Locally.

F-1
32" RIDING MOWER MODEL 5289-4000

F-2



REPAIR PARTS

F-3
32" RIDING MOWER MODEL 5289-4000

ALWAYS GIVE THE FOLLOWING INFORMATION WHEN ORDERING REPAIR PARTS:
1. THE PART NUMBER 2. THE PART NAME 3. QUANTITY DESIRED 4. THE MODEL NUMBER—(As shown on Model Plate)
SEND PART ORDERS AS PER INSTRUCTIONS ON THE FRONT PAGE
YOUR UNIT IS RIGHT HAND (RH) OR LEFT HAND (LH) AS YOU STAND BEHIND IT.
DO NOT USE KEY NUMBERS WHEN ORDERING REPAIR PARTS. ALWAYS USE PART NUMBERS.
All replacement parts will be supplied in current production colors or in a neutral color.
A handling fee is applicable to small parts orders.

Key No.	Part No.	Description	Key No.	Part No.	Description	Key No.	Part No.	Description
1	48812	Gas Tank	27	28928	Shoulder Bolt	53	446363	*Flatwasher, 5/16 In.
2	41008	Clp. Gas Line	28	46846	Arm. Drive Idler	54	120689	*Screw, Hex Hd, 5/16-18 x 3 In
3	50118	Gas Line	29	43953	Spacer	55	43991	Belt Guide, Transmission Pulley
4	9413447	Locknut, Hex, 5/16-18 Thd.	30	22053	Retaining Ring	56	49839	Rpd. Brake
5	120838	*Lockwasher, Split, 5/16 In.	31	43978	V-Belt, Transmission Drive	57	46834	*Bracket, Brake Rod
6		Engine	32	39266	Pulley, Transmission	58	25494	Shoulder Bolt
7	43989	Oil Drain Tube	33	3021	Woodruff Key	59	2347	Spring, Brake Rod
8	23700	*Pipe Plug, 1/4 In.	34	49276	Spring, Main Drive	60	138485	*Washer, Shockproof, 5/16 In.
9	9413534	Locknut, Hex, 3/4-16 Thd	35	121222	*Pin, Cotter, 3/32 x 3/4 In.	61	122037	*Screw, Hex Hd, 5/16-18 x 3/4 In.
10	43954	Bracket, Vibration, Right	36	120392	Flatwasher	62	998013	*Carriage Bolt, 5/16-18 x 3/4 In.
11	43955	Bracket, Vibration, Left	37	43880	Red. Clutch	63	40394	Hub Cap
12	44015	Mount, Load Carrying, Upper	38	50853	Main Frame	64	36625	"E" Ring, 3/4 In.
13	44016	Mounting, Rebound, Lower	39	49885	Foot Pad, Left	65	42815	Flatwasher
14	42273	Insert, Steel, Vibration Mount	40	51089	Foot Pad, Right	66	41082	Wheel & Tire Assy, Rear
15	180112	Screw, Hex Hd, 5/16-18 x 2 3/4 In.	41	43967	Arm, Parking Brake	67	542	Flatwasher
16	50853	Belt Guide, Blade Drive	42	43968	Spring, Parking Brake	68	44449	Spacer
17	49896	Belt Guide, Transmission Drive	43	40974	Shoulder Bolt, Parking Brake	69	43897	Plate, Bearing Retainer
18	271184	Nut, Hex, Keys, 5/16-18 Thd	44	67950	Spring, Clutch Pedal	70	35345	Bearing
19	120386	*Flatwasher, 3/4 In.	45	50862	Brake Pedal Assembly	71	39797	Sprocket, 54 Tooth, No. 41
20	133200	Key, Engine Pulley	46	50738	Rubber Pad, Brake Pedal	72	Differential	Peerless, Model 171B (See Warranty, Page 11)
21	133567	Screw, Hex Hd, 3/4-16 x 3/4	47	48761	Shaft, Brake-Clutch Pedal	73		Differential Parts
22	120383	Lockwasher, Split, 3/8 In.	48	43955	Knob, Gear Shift	74	39628	Key, 3/16 x 3/16 x 2 1/2 In.
23	43951	Puller, Engine	49	29483	Transmission (See Page 21)	75	41081	Tire
24	39559	Belt Retainer	50	46840	Chain Assembly	76	24167	Valve Stem
25	35374	Pulley, Idler	51	44044	Link (Only), Chain Connector	77	35182	Wheel
25	120918	*Screw, Hex Hd, 3/4-16 x 1 1/2 In.	52	28307	No. 41	78	68588	Ducat, Parking Brake

*Standard Hardware Items - May Be Purchased Locally.

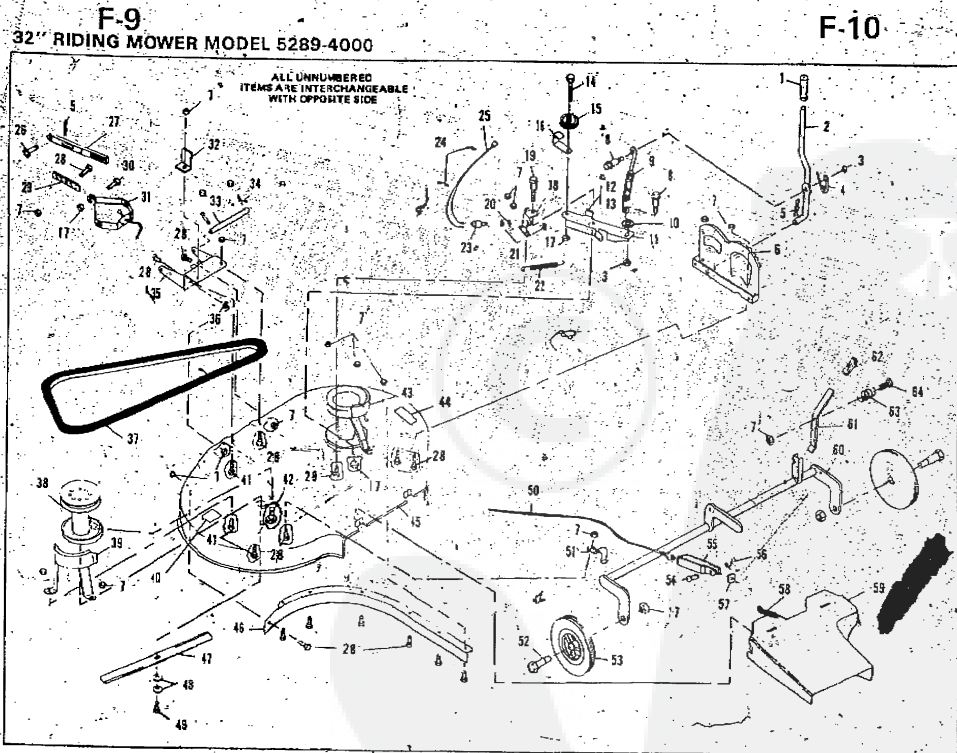
Replacement engines and parts are obtainable from Engine Manufacturer's authorized Service Stations who are also to be contacted in regard to the Engine Warranty. See your Engine Manual for location of these stations.

32" RIDING MOWER MODEL 5289-4000

Key No.	Part No.	Description	Key No.	Part No.	Description
1	46503	Seat	25	48778	Bracket, Deck Guide
2	20507	Shoulder Bolt	26	90646	Bracket, Deck Guide Support
3	49742	Seat Bracket	27	39573	Screw, Lock, Hex Hd, 3/8-24 x 1 in.
4	120834	Screw, Hex Hd, 5/16-18 x 1/2 in.	28	2483	Spring Washer
5	122017	Screw, Hex Hd, 5/16-18 x 1 in.	29	44010	Sector Gear
6	446363	Flatwasher, 5/16 in.	30	44011	Shoulder Bolt, Sector Gear
7	43970	Fender	31	50117	Assembly, Throttle Control
8	395345	Screw, Taprite, 1/20 x 1/2 in.	32	120369	Nut, Hex, 3/8-24 Thd.
9	9413447	Locknut, Hex, 3/16-18 Thd	33	120382	Lockwasher, Split, 3/8 in.
10	46829	Console Assembly	34	44943	Pad, Vibration
11	9424215	Locknut, Hex, 1/2-20 Thd	35	120040	Screw, Hex Hd, 5/16-18 x 1 1/2 in.
12	47083	Steering Wheel	36	49050	Screw, Plastite, 1/10 x 3/4 in.
13	456835	Roll Pin	37	43461	Gas Gauge
14	39432	Bearing, Steering	38	48879	Hood
15	48833	Dash Assembly	39	48989	Grille
16	39486	Knob, Engine Control Lever	40	120228	Screw, Hex Hd, 5/16-18 x 5/8 in.
17	46900	Screw, Hex Washer Hd, 1/2-20 x 1 in.	41	49041	Bracket, Grille Support, L.H.
18	35287	Screw, Taprite, No. 8-32 x 3/8 in.	42	49040	Bracket, Grille Support, R.H.
19	39492	Retaining Ring	43	67164	Decal, Hanger
20	44008	Shaft, Steering	44	41095	Wheel & Tire Assy, Front
21	45456	Roll Pin	45	9413534	Locknut, 3/8-16 Thd
22	44009	Pinion Gear	46	234517	Flatwasher, 3/8 in.
23	39580	Bearing, Steering			
24	36625	"E" Ring			

*Standard Hardware Items - May Be Purchased Locally.

17



F-11

F-12

32" RIDING MOWER MODEL 5289-4000

Key No.	Part No.	Description	Key No.	Part No.	Description	Key No.	Part No.	Description
1	46478	Hand Grip	22	35410	Spring	44	67475	Decal, Height Adjust
2	49130	Lever, Clutch	23	41204	Switch, Lockout	45	47223	Mower Deck
3	9424215	Locknut, 5/16-18 Thd	24	41482	Press Clip	46	47354	Baffle, L.H.
4	46561	Spring, Clutch Lever	25	43038	Wire Assembly	47	42433	Blade 16 In.
5	8260	Hairpin, Cutter	26	47816	Pull Pin	48	2483	Formed Washer
6	47515	Quadrant	27	49059	Bar Hitch	49	39573	Screw, Hex Hd, 3/8-24 x 1 In.
7	9413447	Locknut, 5/16-18 Thd	28	120228	*Screw, Hex Hd, 5/16-18 x 3/4 In.	50	46512	Lift Cable
8	46563	Shoulder Bolt	29	49058	Lock Bracket	51	42424	Support, Pivot Tube
9	47357	Spring, Clutch Lever	30	120918	*Screw, Hex Hd, 3/8-16 x 1 1/2 In.	52	23763	Wheel Axle
10	120382	*Flatwasher, 1/4 In.	31	50613	Pivot Bracket	53	39831	Tire & Wheel, 6 In.
11	47523	Idler Arm Assy (Includes Items 1 & 12)	32	50555	Bracket, Upstop	54	39522	Pin, Clevis
12	41471	Brake Pad	33	47814	Pin, Pivot	55	39404	Clevis, Lift Cable
13	41601	Rivet, Brake Pad	34	49675	*Coller Pin, 3/16 x 1 1/2 In.	56	121222	*Pin, Coller, 3/32 x 1/2 In.
14	122168	*Screw, Hex Hd, 3/8-18 x 1 1/4 In.	35	49676	Lift Support, Plate Assy	57	120372	*Square Nut, 1/2-20 Thd
15	46478	*Pulley, Idler	36	995416	Flatwasher, 3/8 In.	58	120123	Coller Pin
16	46477	Belt Retainer	37	47390	V-Belt	59	47355	Chute Extension
17	9413534	Locknut, 5/16-18 Thd	38	50633	Quill Assembly	60	49706	Pivot Tube Assembly
18	47517	Bracket, Idler Arm	39	47353	Cover, L.H. Pulley	61	49131	Lever, Height Adjust
19	47518	Shoulder Bolt	40	67944	Decal, Caution	62	20250	Hand Grip
20	45878	Lockwasher, (Lockout Switch Part)	41	12017	*Screw, Hex Hd, 5/16-18 x 1 In.	63	29170	Spring
21	45877	Nut, (Lockout Switch Part)	42	50834	Screw, Tapfit, 5/16-18 x 3/8 In.	64	122046	*Screw, Hex Hd, 5/16-18 x 1 1/2 In.
			43	47352	Cover, R.H. Pulley			

*Standard Hardware Items - May Be Purchased Locally.

